

# TABLE OF CONTENTS



## EXECUTIVE STAFF

Lamar Hunt . . . . .	3
Clark Hunt . . . . .	5
Mark Donovan . . . . .	7
John Dorsey . . . . .	9

## COACHING STAFF

Andy Reid . . . . .	11
David Culley . . . . .	14
Doug Pederson . . . . .	15
Bob Sutton . . . . .	16
Dave Toub . . . . .	17
Assistant Coaches . . . . .	18-34
Coaching Assistants . . . . .	35

## PERSONNEL STAFF

Pro Personnel . . . . .	36
College Scouting . . . . .	38
Football Administration . . . . .	41

## SUPPORT STAFF

Athletic Training . . . . .	42
Football Support Staff . . . . .	43
Communications . . . . .	44

## BUSINESS STAFF

Dan Crumb . . . . .	45
Bill Chapin . . . . .	46
Ted Crews . . . . .	47
Kirsten Krug . . . . .	48
David Young . . . . .	49
Business Staff Directory . . . . .	50-54
Chiefs Radio Network . . . . .	55
Chiefs Training Camp . . . . .	56
Chiefs Television Network . . . . .	57

## PLAYER BIOGRAPHIES

Veteran Players . . . . .	58
2013 Draft Picks . . . . .	228
2013 Undrafted Free Agents . . . . .	236

## 2012 REVIEW

Statistics . . . . .	240
Game Summaries . . . . .	254

## HISTORY

Team, Logo, Uniform History . . . . .	270
All-Time Review . . . . .	294

All-Time Attendance . . . . .	348
All-time Records . . . . .	349
Arrowhead Stadium . . . . .	354
Chiefs vs. the NFL . . . . .	360
Postseason History . . . . .	372
All-Time Roster . . . . .	397
All-Time Numerical Roster . . . . .	414
All-Time Assistant Coaches . . . . .	423
All-Time Coordinators . . . . .	425
All-Time Practice Squad . . . . .	426
All-Time Drafts . . . . .	429
All-Time Quarterbacks . . . . .	438
AFC/NFC, Super Bowl Results . . . . .	448

## HONORS

Pro Football Hall of Famers . . . . .	451
Chiefs Hall of Fame . . . . .	463
Mack Lee Hill and Derrick Thomas Awards . . . . .	475
NFL Man of the Year Award Winners . . . . .	476
AFL All-Star Selections . . . . .	477
AFC-NFC Pro Bowl Selections . . . . .	478
All-Time Honors . . . . .	479
All-League, All-Conference Honors . . . . .	483
Missouri Sports Hall of Fame . . . . .	487
Retired Jerseys . . . . .	488

## RECORDS

Individual Records . . . . .	489
Team Offensive Records . . . . .	504
Team Defensive Records . . . . .	514
Opponent Individual Records . . . . .	519
All-Time Individual Postseason Records . . . . .	520
All-Time Team Postseason Records . . . . .	523
All-Time Defensive Postseason Records . . . . .	524
All-Time Opponent Postseason Records . . . . .	525

## SUPERLATIVES

Receiving . . . . .	526
Rushing . . . . .	530
Passing . . . . .	533
Opponent Superlatives . . . . .	535
All-Time Miscellaneous Scores . . . . .	544
All-Time Special Teams Scores . . . . .	546
Year-by-Year Leaders . . . . .	550
Longest Plays . . . . .	566
Big Yardage Days . . . . .	569
Chiefs Record When . . . . .	571

## CREDITS

The 2014 Kansas City Chiefs Media Guide is published by the team's communications department. Designed, written and edited by Ted Crews (Vice President of Communications), Brad Gee (Assistant Director of Communications), Cydney Ricker (Communications Assistant), Simon Noel (Communications Assistant) Luke Shanno (Corporate Communications Coordinator), Georgia David (Corporate Communications Seasonal Assistant), Morgan Tholen and Daniel Ricci (Communications Seasonal Assistants). Editorial assistance provided by Chuck Castellano, Pam Kramer, Ryan Petkoff. Research assistance provided by Saleem Choudhry (Pro Football Hall of Fame), Santo Labombarda (Elias Sports Bureau), as well as Nick Stamm and John Sasman (STATS, LLC.). Additional research provided by numerous past Chiefs PR staff members and others where noted. Photography by Steve Sanders (Chiefs Team Photographer). Additional photos courtesy of the Pro Football Hall of Fame, AP Images, Getty Images, John Sleezer (The Kansas City Star), Chris Donahue, Jason Bradwell, other NFL clubs, as well as others where noted. Composition, artwork and layout by Gee, Ricker, Shanno and David using Adobe InDesign.

# KANSAS CITY CHIEFS DIRECTORY



Chairman & CEO ..... Clark Hunt

## FOOTBALL ADMINISTRATION

General Manager ..... John Dorsey  
Director of Football Administration ..... Trip MacCracken  
Salary Cap/Contract Analyst ..... Brandt Tilis

## COACHING

Head Coach ..... Andy Reid  
Assistant Head Coach/Wide Receivers ..... David Culley  
Offensive Coordinator ..... Doug Pederson  
Defensive Coordinator ..... Bob Sutton  
Special Teams Coordinator ..... Dave Toub  
Running Backs ..... Eric Bienemy  
Defensive Line ..... Tommy Brasher  
Spread Game Analyst/Special Projects ..... Brad Childress  
Assistant Offensive Line ..... Eugene Chung  
Assistant Strength & Conditioning ..... Travis Crittenden  
Quality Control ..... Mark DeLeone  
Senior Assistant to the Head Coach ..... Joe D'Orazio  
Statistical Analysis Coordinator ..... Mike Frazier  
Linebackers ..... Gary Gibbs  
Assistant Defensive Backs/Secondary ..... Al Harris  
Offensive Line ..... Andy Heck  
Quality Control ..... Corey Mattheai  
Tight Ends ..... Tom Melvin  
Quarterbacks ..... Matt Nagy  
Assistant Special Teams ..... Kevin O'Dea  
Quality Control ..... Britt Reid  
Strength & Conditioning ..... Barry Rubin  
Assistant Strength & Conditioning ..... Brent Salazar  
Defensive Backs ..... Emmitt Thomas  
Coaching Assistant ..... Dino Vasso

## PLAYER PERSONNEL

Director of Player Personnel ..... Chris Ballard  
Director of Pro Scouting ..... Will Lewis  
Assistant Director of Pro Scouting ..... Mike Borgonzi  
Pro Personnel Scouting Assistant ..... Randy Ball  
Director of College Scouting ..... Marvin Allen  
Assistant Director of College Scouting ..... Dom Green  
National Scout ..... Kevin Norris  
Area Scouts ..... Willie Davis, Terry Delp,  
Trey Kozio, Ryne Nutt, Pat Sperduto  
Pro and College Personnel Analyst ..... Brett Veach  
College Scouting Coordinator ..... Ryan Poles  
Player Personnel Assistant ..... Dan Zegers

## FOOTBALL OPERATIONS

Football Operations Coordinator ..... Mitch Reynolds

## PLAYER DEVELOPMENT

Player Engagement Manager ..... BJ Stabler  
Player Engagement Assistant ..... Rahman Anjorin

## MEDICAL STAFF

Head Athletic Trainer ..... Rick Burkholder  
Asst. Trainers ..... Aaron Borgmann, Evan Craft,  
David Glover, Nick Potter

## EQUIPMENT

Equipment Manager ..... Allen Wright  
Assistant Equipment Managers ..... Kyle Crumbaugh,  
Chris Shropshire, Jimmy White

## VIDEO

Director of Video Operations ..... Pat Brazil  
Assistant Director of Video Operations ..... Ken Radino  
Video Assistants ..... Josh Schmidt, Colin Clark

## COMMUNICATIONS

Vice President of Communications ..... Ted Crews  
Manager of Communications ..... Brad Gee  
Communications Coordinator ..... Luke Shanno  
Communications Administrative Assistant ..... Cydney Ricker  
Seasonal Assistants ..... Georgia David, Caitlin Kass

## COMMUNITY RELATIONS

Community Relations Manager ..... Chuck Castellano  
Community Relations Manager - Wellness Outreach ..... Jenny Barlow  
Community Relations Assistant ..... Janet Feltham

## FINANCE

Chief Financial Officer ..... Dan Crumb  
Controller ..... Brian Dunn  
Financial Analyst ..... Vipul Thakker  
Accounting Manager ..... Sherri Lathrop  
Staff Accountant ..... Michael Ragsdale  
Accounting Assistant ..... Robyn Meyer, Kim Rutter  
Payroll Coordinator ..... Kristin Conlon  
Executive Assistant to the CFO ..... Lisa Plunkett

## ADMINISTRATION

President ..... Mark Donovan  
Senior Vice President of Business Operations ..... Bill Chapin  
Manager of Business Operations ..... Anne Scharf  
Vice President of Administration ..... Kirsten Krug  
Senior Human Resources Generalist ..... Dawn Martin  
Human Resources Coordinator ..... Alisha Bennett  
Team Historian ..... Bob Moore  
Executive Assistant to the President ..... Beth Costante

## SALES AND MARKETING

Director of Special Events ..... Gary Spani  
Director of Marketing and Event Acquisition ..... Jeremy Slavens  
Database Marketing Manager ..... Chad Hignite  
Marketing and Events Coordinator ..... Michelle Montgomery  
Director of Sales ..... Shawn Long  
Corporate Partnership Sales Managers ..... Brian Johnston,  
Adam Rossbach  
Manager of Partnership Activation ..... Ashley Ahern  
Corporate Partnership Coordinators ..... Jared Aeschbach,  
Maggie Gerald, Zach Nizolek  
Suite Sales Manager ..... Derek Schlesinger, Brandon Stec  
Suite Services Coordinators ..... Kellen Begnoche, Ben Stuck  
Director of Ticket Sales ..... Tyler Kirby  
Ticket Sales Manager ..... Darren Adams  
Senior Ticket Sales Account Executive ..... Kurt Whitlow  
Ticket Sales Account Executive ..... Eric Rose  
Ticket Sales Reps ..... Zach Cook, Sam Cruse, Jacob Cuevas,  
John Meissner, Matt Montgomery, Eric Short  
Group Ticket Sales Representatives ..... Sam Dearth,  
Ray Jordan, Trey Zartman  
Ticket Sales Coordinator ..... Ashley Muffitt  
Graphic Designer ..... Jordan Giesler  
Mascot Coordinator ..... Dan Meers  
Cheer Director/Cheerleaders ..... Stephanie Judah  
Assistant to Director of Corporate Partnerships ..... Rhonda Unger

## MEDIA AND MARKETING

Director of Production ..... Jodain Massad  
Producers ..... Adam Pellegrino, Brad Young, Nate Vaughn  
Associate Producer ..... Kevin Brebner, Evan Miller  
Chiefs Insider ..... Reid Ferrin  
Chiefs Reporter ..... Rachel Santschi  
Team Photographer ..... Steve Sanders  
Production Manager ..... Dana Witt  
Digital Media Coordinator ..... Travis Geary

## TICKET OPERATIONS


Director of Ticket Operations ..... Dave Felsen  
Manager of Ticket Operations ..... Justin Sauser  
Ticket Operations Specialist ..... Mark Nacpil  
Ticket Operations Assistant ..... Lori Young

## INFORMATION SYSTEMS

Director of Information Technology ..... Bob Stirton  
Project Managers ..... Brent Barnes, Mark Williams  
Network Engineer ..... Scott Fletcher  
Network and Systems Administrator/Support ..... Justin Johnson  
Help Desk Representatives ..... Jeremy Armstrong, Patrick Martin

## STADIUM OPERATIONS


Vice President of Stadium Operations ..... David Young  
Director of Facilities ..... Brandon Hamilton  
Stadium Services Manager ..... Rocco Mazzella  
Stadium Systems Manager ..... Frank Mannino  
Operations Staff ..... Jack Bagby, Gary Cooper,  
Don Edmondson, Kevin Gray, Jim Heard, Doug Morgan,  
Nate Rodgers, Don Shook, Kenny Smith, Marc Sparks,  
Danny Thoman, Shane Vittengl  
Director of Event Operations ..... Luke Hyvonen  
Event Sales Managers ..... Jana Collins, Kimberly Kruse  
Event Services Manager ..... Travis Baker  
Events Manager ..... Laura Wolfe  
Events Coordinator ..... Ashley Steele  
Sports Lab Coordinator ..... Mallory Lutz  
Team Security Manager ..... Brian Shafar  
Head of Safety and Security ..... LaNiece Tyree  
Security Site Supervisor ..... Sarah Armstrong  
Security Officers ..... Ray Bolen, Marty Brashear, Richard Cox Jr.,  
Steve Hostetter, Jim Luttrell, Mark Robertson, Kyle Scott,  
Randy Spearman, Steve Weissman  
Director of Fan Experience ..... Jayne Martin  
Customer Relations Representatives ..... Ryan Smart,  
Patrick Stacy  
Customer Relations Communications Analyst ..... Leah Rindler  
Head Groundskeeper ..... Jay Warnick  
Assistant Groundskeepers ..... Scott Martin, Doug Schallenberg  
Groundskeeping Staff ..... Travis Hogan, Terry Lee  
Courier ..... Brian Sloan  
Project Cost Coordinator ..... Tonya Idel  
Stadium Operations Assistant ..... Abby Van Nordstrand  
Receptionist ..... Cyndi Sloan



# LAMAR HUNT

## FOUNDER

- Born: August 2, 1932
- Died: December 13, 2006
- Pro Football Hall of Fame: 1972



62

66

69

62

66

68

93

95

97

69

71

03

Super Bowls

Division Titles

The National Football League and the American sports community lost a true treasure on December 13, 2006 when Chiefs Founder Lamar Hunt passed away in Dallas, Texas at the age of 74.

Hunt was originally diagnosed with prostate cancer in 1998 and quietly underwent many treatments and surgeries over the next eight years. He maintained his active schedule until entering the hospital for the final time on Nov. 22, 2006. He is survived by his wife, Norma, and their four children; Lamar Jr., Sharron, Clark and Daniel. He was also the proud grandfather of 14 grandchildren.

Hunt is universally recognized as one of the greatest sportsmen in American history. No one would have savored the 50th anniversary celebrations for the American Football League and the Chiefs franchise in 2009 or the celebration of the team's 50th season in Kansas City during 2012 more than Hunt, the individual who served as the guiding force behind the formation of both football entities.

Hunt served as a positive influence on the game for 47 years dating back to his inception of the American Football League in 1959. He was the first AFL figure to be enshrined into the Pro Football Hall of Fame in 1972, a remarkable feat considering he became involved in the game just 13 years earlier.

As the catalyst who brought together the whimsically-named "Foolish Club" comprised of the eight original AFL owners, Hunt's "impossible dream" became a reality when his fledgling league took the field for the 1960 season. On June 8, 1966, the AFL-NFL merger was announced by NFL Commissioner Pete Rozelle, and on Jan. 15, 1967, Hunt's Kansas City Chiefs were participating in the inaugural Super Bowl.

"Before there was a player, coach or a general manager in the league, there was Lamar Hunt," late Patriots owner William Sullivan remarked at Hunt's Hall of Fame induction ceremony. "Hunt was the cornerstone, the integrity of the league. Without him, there would have been no AFL."

Despite his many accomplishments, Hunt's humility was one of his most unwavering and endearing traits. While he modestly declined to take credit for his efforts, he truly played an important role in the design, ongoing development and direction of the modern-day National Football League.

Whether it was serving as the central figure behind the formation of the AFL, playing a key role in the AFL-NFL merger talks in the 1960s, or overseeing many crucial issues concerning pro football and the Chiefs franchise over five decades, few individuals helped change the face of America's favorite game for the better as much as this quiet Texan.

In addition to being a principal negotiator in the

merger of the AFL and NFL in the late 1960s, he was a contributor to the design of the NFL playoff format. He is also credited with accidentally putting the name "Super Bowl" on the NFL's championship game — the name coming from his children's toy "Super Ball." It was Hunt who not only recommended enumerating each Super Bowl with Roman numerals, but also suggested that the league's iconic championship trophy bear the name of Vince Lombardi.

For years, he was an advocate of the two-point conversion — a college and AFL rule that was finally adopted by the NFL in 1994. Hunt had also lobbied for many years that an additional Thanksgiving game be added to the NFL schedule, efforts that were rewarded when the Chiefs hosted the first-



*Chiefs Founder Lamar Hunt holds for his son, future Chiefs Chairman and CEO Clark Hunt.*

ever Thanksgiving contest at Arrowhead in 2006.

When Arrowhead Stadium re-opened in 2010, Hunt's legacy was honored in Founder's Plaza, an expansive outdoor area that forms a dramatic entrance to the north side of the facility. A nine-foot heroic statue of Hunt stands as a tribute to the Chiefs late founder. In addition, eight fountains for the original eight AFL franchises symbolize Lamar's innovation and dedication to growing the game of football.

Perhaps Hunt's biggest influence on the league was his quiet, yet persuasive voice of reason. Hunt's name is rightfully mentioned alongside other legendary family surnames in pro football history such as Halas, Mara and Rooney for his commitment to putting the betterment of the league ahead of any potential individual gain. His AFL model for the equal sharing of television revenue has helped maintain competitive balance in the NFL for many years.

As the founder of the AFL, he helped pave the way for much of the modern growth of pro football. Possibly the greatest tribute to his contributions to the sport was the naming of the Lamar Hunt Trophy, which is presented annually to the champion of the

American Football Conference.

The early days of the AFL were problem-filled and often tenuous, but Hunt saw his Dallas Texans achieve on-field success. In 1962, the Texans won the AFL Championship with a double-OT victory over the Houston Oilers, the first of three titles won by his franchise during the league's 10-year existence.

Hunt moved his team to Kansas City in 1963, where the organization was renamed the Chiefs. His team truly put Kansas City on the "big-league" map, thanks to a star-studded squad that was the winningest in the 10-year history of the AFL. The Chiefs were among the first teams to scout and sign players from historically black colleges and universities, a progressive approach that yielded key performers such as DT Buck Buchanan, LB Willie Lanier, WR Otis Taylor and CB Emmitt Thomas.

Hunt's team repeated as league champions in both 1966 and 1969. The Chiefs claimed Kansas City's first major sports championship by defeating Minnesota in Super Bowl IV. In the late 1960s, Hunt was closely involved in the original plans for Arrowhead. While other venues of a similar vintage have long since been demolished, Arrowhead serves as a point of pride for Kansas City.

Thanks in large part to the vision and lobbying efforts of Hunt, Jackson County (Missouri) voters approved a 3/8 cent sales tax in April of 2006. That measure raised \$250 million for renovation efforts at Arrowhead. Hunt's longtime dream of hosting a Super Bowl in Kansas City appeared to become a reality when NFL Commissioner Paul Tagliabue announced on November 16, 2005 that NFL owners had passed a proposal to bring the NFL's championship game to Kansas City in February of 2015.

Unfortunately, a provision in the April 2006 election that would have resurrected the "rolling roof" concept for Arrowhead Stadium did not pass. The "rolling roof" was part of Hunt's initial vision for Arrowhead in the 1960s. In its 21st century incarnation, the "rolling roof" would have provided a climate-controlled facility suitable for hosting the Super Bowl, the Final Four and other major events.

Hunt also worked diligently to bring college football to Kansas City. Arrowhead hosted the Dr Pepper Big 12 Conference Championship Game for the fifth time in 2008. In addition to numerous other college football games, Arrowhead also served as a venue for international soccer matches thanks to Hunt.

During the 1990s, Hunt took great pride in his franchise's on-field resurgence as Kansas City compiled a 102-58 (.638) regular season record. Under Hunt's stewardship, the Chiefs developed an intensely-loyal fan following, not just in mid-America, but across the country and around the globe. Kansas City represented the NFL in four American Bowl contests — Berlin, Germany (1990), Tokyo, Japan (1994, 1998) and Monterrey, Mexico (1996).

Nicknamed "Games" during his childhood, Hunt's love of sports was his true lifeblood, an enthusiasm which led to his involvement in six different professional sports leagues and seven sports franchises. Hunt was involved in the development of both NASL and World Championship Tennis.

Hunt was inducted into the respective Halls of Fame of both United States Soccer (1982) and International Tennis (1993). He was also honored by the state Sports Halls of Fame of both Texas (1984)

and Missouri (1995). In total, Hunt has been selected to 11 "Halls of Fame." In 2008, Hunt's bust was added to the "Hall of Famous Missourians" at the state capitol in Jefferson City, Mo.

In 1981, Hunt was inducted into the NFL Alumni Association's prestigious Order of the Leather Helmet. He also received the Francis J. "Reds" Bagnell Award from the Maxwell Club in 1993.

In August of 2009, the Lamar Hunt Super Bowl Gallery officially opened at the Pro Football Hall of Fame in Canton, Ohio. This 4,000-square foot exhibit showcases the greatest moments in Super Bowl history, and is appropriately named after the individual who gave the world's biggest single-game sporting spectacle its current moniker.

In October of 2009, the Missouri DOT officially designated a stretch of I-435 near the Truman Sports Complex as the "Lamar Hunt Memorial Highway."

Truly a sportsman for all seasons, *Soccer America Magazine* named Hunt one of its "25 Most Influential People" in 1999 after the 95-year-old U.S. Open Cup was renamed the "Lamar Hunt U.S. Open Cup." That same year he also received the U.S. Soccer Federation Hall of Fame Medal of Honor, joining former U.S. Soccer President Alan Rothenberg as the only other individual to earn that prestigious distinction. In 2005, the U.S. Soccer Foundation honored Hunt with its Lifetime Achievement Award.

The Hunt family served as the Investor/Operators of the Kansas City Wizards (Sporting KC) franchise of Major League Soccer from 1995-06 and claimed the 2000 MLS Cup. The Hunt family still oversees the operations of two MLS franchises, F.C. Dallas and the Columbus Crew.

Hunt was also one of the founding investors in the six-time World Champion Chicago Bulls of the National Basketball Association. In total, the Hunt family owns 15 championship rings from five different professional sports associations (AFL/NFL, MLS, NBA, NASL and the U.S. Soccer "Open Cup").

A highly-successful businessman outside of sports, one of Hunt's most notable innovations was SubTropolis, the world's largest underground business complex, located just north of Arrowhead. Hunt also envisioned and developed Worlds of Fun, a 165-acre family entertainment complex which opened in 1973, as well as the 60-acre family water recreation park, Oceans of Fun, which was completed in 1982. While both of those entities were sold in 1995, Hunt Midwest Enterprises continues to oversee a diverse range of business interests.

Hunt was born on Aug. 2, 1932 in El Dorado, Ark. and graduated from SMU with a B.S. in Geology in 1956. While at SMU, he was a three-year reserve end on the varsity football team. Hunt was an avid supporter of his alma mater and was an annual fixture at the Cotton Bowl. In May of 2008, he was posthumously inducted as one of four inaugural members of the SMU Athletics Hall of Fame.

Hunt's wife, Norma, continues to be involved in numerous philanthropic and civic efforts in Texas and in Kansas City. She owns the distinction of being the only woman known to have attended all 47 Super Bowls, and was selected to preside over the coin toss at Super Bowl XLI along with Hall of Fame QB Dan Marino.





## CLARK HUNT

CHAIRMAN & CEO



- Chairman & CEO: 2010-14
- Chairman of the Board: 2005-10
- Vice Chairman: 2002-04

03 10  
Division Titles

Clark Hunt has been involved in the leadership of the Kansas City Chiefs for more than a decade and currently serves as the club's chairman and CEO.

In January 2013, Hunt ushered in a new era of Chiefs leadership, hiring Head Coach Andy Reid on Jan. 7, and General Manager John Dorsey a week later on Jan. 14. Hunt also modified the leadership structure of the organization, announcing that for the first time in club history, the head coach, the general manager and the team president would all report directly to the chairman and CEO.

"I am very excited for the future of Chiefs football under Andy, John and President Mark Donovan," Hunt said upon hiring Reid and Dorsey. "I truly believe we have the best leaders in place to guide this franchise to many successful seasons."

In 2013, Hunt and the Chiefs enjoyed a record-setting resurgence under the direction of Reid and Dorsey en route to a return to the NFL postseason. Kansas City set a franchise record for the best single-season turnaround in the organization's 54-year history as the team finished with an 11-5 record — a nine-win improvement over the 2012 season.

Following the dramatic turnaround in 2013, Hunt was named the 2014 Waddell & Reed Executive of the Year by the Kansas City Sports Commission for his outstanding leadership in the Kansas City sports community.

Hunt's proven business acumen, coupled with two decades of experience working side-by-side with his father, American sports pioneer and Chiefs Founder Lamar Hunt, helped shape his vision for the storied franchise.

"Our fans are the foundation of the Chiefs. Our goal is to provide them with a team that can consistently compete for championships and the best game-day experience in the National Football League," Hunt said.

To meet that goal, Hunt and his family committed \$125 million to the renovation of Arrowhead Stadium — an extensive modernization project that will keep Kansas City "The Home of the Chiefs" for decades to come. The \$375-million renovation provides Chiefs

fans with the first-class amenities of the finest sports venues in the world while maintaining the distinct soul and mystique that makes Arrowhead one of the most iconic stadiums in the NFL.

In addition to the on-field turnaround, Hunt is also focused on improving the game-day experience for Chiefs fans. In 2013, the Chiefs installed a new stadium-wide Wi-Fi network and launched the Chiefs Kingdom mobile application, enabling fans to connect to their team and to each other in new, unique ways.



Over the last several years, Hunt has emerged as a leading voice among NFL owners. Hunt was one of 10 NFL owners charged by Commissioner Roger Goodell with negotiating the NFL's new Collective Bargaining Agreement which was completed in 2011. Goodell praised Hunt's ability to find creative compromises throughout the process and for his leadership in the negotiations.

"[Clark] had a critical role in getting [the] agreement completed and getting us back to football," Commissioner Goodell said in August 2011. "He is very credible, very smart and has a very strong ability to listen and find solutions. He was very effective with both sides. The players clearly expressed that to me, and the owners have expressed that to me. He has, obviously, not only my respect but, obviously, the respect of everyone involved in the negotiations."

In 2006, Hunt was asked to serve on the eight-member Commissioner Search Committee which recommended Goodell as the successor to then-Commissioner Paul Tagliabue. In 2007, Commissioner Goodell appointed Hunt to the NFL's Digital Media and International Committees, as well as the Executive Committee of the NFL Management Council. In 2011, Hunt was named Chairman of the International Committee and joined the league's Finance Committee.

As Chairman of the International Committee, Hunt has played a key role in expanding the league's International Series and the NFL's footprint overseas. The league has hosted a regular-season contest in London's iconic Wembley Stadium since 2007. In

### OWNERSHIP OF 50 OR MORE YEARS

*The Chiefs are one of only six current NFL franchises that have been owned by the same individual family for over 50 years.*

Ownership	Franchise	Years
The Halas Family	Chicago Bears	93
The Bidwill Family	Arizona Cardinals	81
The Rooney Family	Pittsburgh Steelers	81
<b>The Hunt Family</b>	<b>Kansas City Chiefs</b>	<b>55</b>
The Adams Family	Tennessee Titans	55
The Wilson Family	Buffalo Bills	55

response to the overwhelming demand from NFL fans in the United Kingdom, the league expanded the International Series to feature two games in 2013 and added an additional game for the 2014 season. As part of the International Series, 17 teams will have played across a total of 11 London games.

In addition to his work at the league level, Hunt and his family continue to innovate and invest in new ways to reach fans. In 2013, after more than a year in development, the Hunt family debuted the first phase of the Arrowhead Art Collection, highlighting regional artwork while promoting culture, providing educational opportunities and engaging the community in a way that touches individuals of all ages and walks of life. In total, more than 25 pieces of art have been installed inside or outside Arrowhead Stadium, combining two parts of the cultural pieces of Kansas City — sports and the arts — inside a regional architectural masterpiece in its own right, Arrowhead Stadium. In 2014, the Chiefs also debuted an educational component to the Arrowhead Art Collection that allows more than 30,000 students the opportunity to view regional artwork as part of field trips to Arrowhead.



The Dallas, Texas, native is also a founding investor-operator in Major League Soccer. Hunt serves as Chairman of Hunt Sports Group and FC Dallas. Hunt and his family were instrumental in bringing professional soccer to Kansas City, founding a charter franchise, the Kansas City Wizards, later renamed Sporting Kansas City. Hunt Sports Group sold the Kansas City franchise to local investors in 2006. In 2013, Hunt Sports Group sold the operating rights of the Columbus Crew franchise after founding the club and 18 years of ownership. Hunt is actively involved in the continued growth of MLS and serves as a member of the MLS Board of Governors, and Commissioner Don Garber's Executive Committee, and he is chairman of the competition committee.

Since 2000, Hunt Sports Group has celebrated eight championships with three different MLS clubs, including the 2000 (Kansas City) and 2008 (Columbus) MLS Cup Championships. Hunt Sports Group clubs also claimed the Lamar Hunt U.S. Open Cup in 2002 (Columbus) and 2004 (Kansas City), and earned the MLS Supporters' Shield — awarded to the MLS club with the best regular-season record — four times.

In addition to the success on the pitch, Hunt Sports Group has also been at the forefront of stadium development in the United States. In 1999, the Hunt family constructed Crew Stadium in Columbus, Ohio — the first soccer-specific stadium in the United

States. In 2005, Hunt Sports Group opened FC Dallas Stadium in Frisco, Texas, which is widely regarded as one of the world's most unique soccer facilities. The stadium has served as a model for soccer-specific stadiums in North America.

Hunt graduated first in his class at Southern Methodist University in 1987, earning a degree in Business Administration with a concentration in finance. He was a two-time recipient of the university's highest academic honor, the Provost Award for Outstanding Scholar. During his career, he was a four-year letterman on the Mustangs nationally-ranked soccer team, earning first-team Academic All-America honors as a junior and senior and serving as a tri-captain his final season. He was named one of the SMU Cox School of Business Outstanding Young Alumni in 2004, and in 2005, he was appointed to the Cox School Executive Board of Trustees. Hunt currently serves on the SMU Board of Trustees.

Clark Knobel Hunt graduated from the St. Mark's School of Texas in 1983. He is married to the former Tavia Shackles of Kansas City. The Hunts are actively involved in numerous philanthropic initiatives in both Kansas City and Dallas, including Harvesters and Lift Up America, as well as the annual Chiefs Charity Game.

In its 31st year, the Chiefs Charity Game is one of the many Kansas City traditions started by the Hunt family and is the longest-running and most successful charity game in the NFL. This initiative provides a local charity with the unique opportunity to expand its capacity to help those in need through the proceeds of the game. Last season's Chiefs Charity Game raised \$500,000 for Big Brothers Big Sisters of Greater Kansas City.


In addition to the Chiefs Charity Game, the Hunt family continues its support of many city- and team-themed traditions that were established under the leadership of franchise Founder Lamar Hunt. Included in this list of Hunt family traditions are the 101 Awards — Kansas City's Salute to Professional Football, which celebrated its 44th edition in 2014, 50-plus years of the Chiefs Kickoff Luncheon and 23 years of Red Friday.

In September 2012, the Hunts served as honorary chairs for the 2012 "Treads & Threads" charity event benefiting The University of Kansas Hospital.

As part of the Chiefs celebration of 50 years in Kansas City in 2012, Hunt served as the featured speaker at the 10th Annual American Royal Business and Scholarship Luncheon, joining scholarship winners and the business community to kick off the American Royal Season, which has been a Kansas City tradition since 1899.

In April 2013, Hunt and his family received the Metropolitan Community College 'Five Star Award' for their significant contributions to the Kansas City community over the last five decades. Hunt was also recognized as a Community SuperStar by the Jewish Community Center of Greater Kansas City for his commitment to the city through athletics and charitable giving in 2013. In October 2013, Clark and Tavia Hunt served as honorary co-chairs of the Kemper Museum Gala.

The Hunts have three children - Gracelyn, Knobel and Ava.



- 16th NFL Season
- 6th with Chiefs

Entering his 16th season in the National Football League and his sixth season in Kansas City in 2014, Mark Donovan was named the fifth president in Chiefs history in January 2011 after serving two years as the club's Chief Operating Officer. As president, Donovan is responsible for all aspects of the club's business operations and reports directly to Chairman and CEO Clark Hunt.

"I want to thank Clark and the entire Hunt family for their support, confidence and trust," Donovan said when he was named president. "It is a real privilege to be part of such a storied franchise and it's especially exciting to have the opportunity to play an active role in shaping the next chapter in Chiefs history."

Recognized as one of the league's most innovative executives, Donovan brings unique experience and perspective to the team. He is one of only a few executives league-wide who has worked both at the NFL league office and for a club, with valuable perspective and strong relationships both in the Kansas City area and on the national level.



Donovan has led a renewed focus on the Chiefs fan experience, building on the direction of the Hunt family and Founder Lamar Hunt's sentiment that "our fans are our lifeblood." Under Donovan's direction, the team has emerged as a league leader in fan engagement - from the electric atmosphere at Arrowhead Stadium on game day to the rapid rise of kcchiefs.com as the premiere online destination for Chiefs fans. He was recently selected as one of eight representatives league-wide to serve on the Fan Experience Working Group.

To enhance the in-stadium experience for fans at Arrowhead, the Chiefs unveiled two new gameday features, a new stadium-wide Wi-Fi network and a Chiefs-specific mobile application, offering fans a fully integrated mobile experience at their finger tips and allowing them to connect to the team and to each other in new, unique ways.

The free Chiefs Mobile app puts live video, including in-game highlights and replay, in the palm of your hand. It also allows access to NFL Red Zone, providing the ability to get highlights from around the NFL on game day. The app also offers locations services, customer relations issue reporting, as well as in-game statistics, player and coach biographies, news, videos, photos and much more.

In 2013, Donovan directed the research and establishment of the Chiefs mission statement:

- Win with Character
- Unite our Community
- Inspire our Fans
- Honor Tradition

Since his arrival in 2009, Donovan has led a focus on expanding the media presence of the Chiefs. The team is enjoying record level ratings on television. In 2013, the Chiefs saw an increase of 41% versus the 2012 season in regular season television ratings, representing the largest increase among all NFL teams in their home market. The club enjoyed a 42 rating and a 68 share for all games last season, ranking in the top five among all NFL teams in 2013. Furthering the fact that Kansas City is a football town, it had the highest rating of all markets in the United States for the Super Bowl with a 58.1 rating while Seattle was second and Denver was 10th.

In 2014, the club announced year-round programming on affiliate network stations in the Chiefs Kingdom that will air exclusive productions from 65 Toss Power Trap Productions, the award-winning production arm of the Chiefs organization, to more than 940 cities in four states on a weekly basis. These shows will help fill viewer demand for team content throughout the year.

Under the Hunt Family Foundation banner, the Chiefs unveiled the 50/50 raffle program to benefit local charities in 2013. In the program, 50% of the proceeds went to a different charity at each home game while the other 50% went to the holder of the winning ticket. The program raised more than \$274,000 in total, with half that being donated to local charities.

In December, the Chiefs became the second NFL team to host a Mom's Safety Clinic with NFL Commissioner Roger Goodell, doctors, trainers, equipment staff, Heads Up Football coaches and Chiefs Ambassadors. Nearly 300 moms participated in the program which was designed by USA Football and supports the ideals of Heads Up Football. Concussions, injuries, heat, hydration and proper equipment fitting were all topics of discussion at the event while former Chiefs legends paired with Heads Up Football coaches to



lead the moms through clinic drills.

Under Donovan's leadership, the Kansas City Chiefs partnered with The University of Kansas Hospital in 2012, bringing a comprehensive healthcare program to the organization, encompassing its players, staff and fans. Besides providing care to the team, The Center for Sports Medicine at The University of Kansas Hospital Training Complex was opened to the public to serve athletes of all ages.

The club continues to pioneer advancements for Season Ticket Holders as the club was the first in the NFL to develop a fully-integrated experience that incorporates ticketless technology, exclusive content and a rewards program. This debuted in 2012 with a membership card that allowed Season Ticket Holders special concession pricing and merchandise discounts, as well as serving as a game ticket. Continuing that trend, the organization launched Chiefs Kingdom Pass in 2013, which is a personalized web portal for Season Ticket Holders that delivers an upgraded web experience that includes a points-based rewards program, exclusive content and fast and convenient ticket management.

In addition to connecting Chiefs fans to the team they love, Donovan has overseen a period of tremendous business growth, re-establishing Arrowhead Stadium as a best-in-class venue for sports and entertainment. In 2013, country star Kenny Chesney made a tour stop for the third-consecutive summer at Arrowhead Stadium. National country music recording artists Eric Church (2013), Tim McGraw (2012) and Zac Brown Band (2011) have all joined Chesney for his tour stops at Arrowhead Stadium. Taylor Swift also headlined a concert at Arrowhead in 2011.

In his time in Kansas City, Donovan has also created a new approach to sponsorships, setting a strategy to partner with companies which share the vision, qualities and values of the Kansas City Chiefs. This strategy has resulted in partnerships that are not only mutually beneficial to the Chiefs and the corporations but to Chiefs fans and the Kansas City community.

Locally, the Chiefs continue to be a major economic leader in the Kansas City community. Chiefs games generate more than \$400 million annually, including \$126 million in household income. They also support nearly 5,000 jobs and provide \$10.5 million in annual tax revenue for the State of Missouri. Outside of Chiefs games, other events at Arrowhead Stadium, such as college

football contests, have provided \$63 million in visitor spending to the local economy and \$3.2 million in annual tax revenue for the State of Missouri.

His leadership extends to the community, where he has initiated a more strategic approach to the Chiefs charitable giving and community involvement, allowing the team to focus resources for greater impact to the community. This approach has identified a handful of causes: feeding the hungry in the region, supporting children's health and wellness initiatives and providing opportunities for families and children in crisis. The Chiefs Charity Game, one of the many Kansas City traditions started by the Hunt family, is the longest-running and most successful charity game in the National Football League. Last year it raised \$500,000 for Big Brothers Big Sisters of Greater Kansas City.

Donovan is also personally committed to the community, serving in numerous civic and charitable leadership roles, including the Board of Directors for the Greater Kansas City Chamber of Commerce, Truman Medical Centers, the Kansas City Convention and Visitors Association. He is serving as the Honorary Chairman of the 2014 First Downs for Down Syndrome Golf Classic. In addition, he chaired the 2013 Kansas City Art Institute Gala with his wife, Kathy, and served as a committee chair for the 2013 United Way Annual Campaign. He and Kathy also chaired the 2012 Ronald McDonald House Red Shoe Shindig, co-chaired Cristo Rey's Dancing with the Stars and served on the committee for Treads and Threads, benefitting The University of Kansas Hospital.

Donovan arrived in Kansas City after six years with the Philadelphia Eagles as Senior Vice President of Business Operations (2003-08).

Prior to joining the Eagles, Donovan held leadership roles as the NFL's Senior Director of Sales and Marketing (1999-03) and the Director of Sales and Marketing for the National Hockey League (1997-99). He also brings seven years of experience in the private business sector.

The Pittsburgh, Pa., native graduated from Brown University with a double major in Political Science and Organizational Behavior/Management. He captained the Brown football squad as the team's quarterback and signed with the New York Giants as a free agent upon graduation.

He and his wife, Kathy, have two children and reside in Kansas City.





## JOHN DORSEY

### GENERAL MANAGER



- 30th NFL Season
- 2nd with Chiefs
- 24th Year NFL Personnel
- 2nd with Chiefs



Super Bowls



John Dorsey was named the sixth general manager in Kansas City Chiefs history on January 14, 2013. In 2014, Dorsey enters his second season as an NFL general manager and his 24th year as a player personnel member.

In his inaugural year with the Chiefs, the club held the first overall pick in the 2013 Draft for the first time since 1963, where Dorsey and his staff selected T Eric Fisher. The team finished the 2013 season with an 11-5 record, completing the greatest single-season turnaround in franchise history after posting a 2-14 record the previous year. Dorsey's first season in Kansas City was capped off by being named the Executive of the Year by the Pro Football Writer's of America.

Prior to joining the Chiefs, Dorsey most recently served as Director – Football Operations for the Green Bay Packers (2012). Before being promoted to that post, Dorsey served 12 years as the Packers' Director of College Scouting (2000-11).

A player for the Packers during the 1980s, Dorsey oversaw the college portion of Green Bay's scouting operations and was also actively involved in the area of pro personnel throughout his tenure.



The Packers re-hired Dorsey as Director of College Scouting on May 8, 2000, by then-Packers Executive Vice President/General Manager Ron Wolf, after Dorsey had served as a key component in Green Bay's personnel operations for nine years. He was first hired as a college scout in May 1991 with a focus on linebackers and was ultimately promoted to his first stint as Director of College Scouting on Feb. 27, 1997.

It was during his time as a college scout and eventually as Director of College Scouting that Dorsey began his association with Chiefs Head Coach Andy Reid, who served as the Packers' tight ends/assistant offensive line coach (1992-96) and quarterbacks coach (1997-98).

With Dorsey at the helm of the college scouting department, working closely with multiple general managers (Mike Sherman and Ted Thompson) during his tenure, the Packers found success building depth

### DORSEY'S FOOTBALL CAREER

1980-83	Connecticut . . . . .	Linebacker
1984-98	Green Bay Packers . . .	Linebacker ('84-89)
		College Scout ('91-96)
		Director of College Scouting ('97-98)
1999	Seattle Seahawks . . .	Dir. of Pro Personnel
2000-12	Green Bay Packers . . .	Dir. of College Scouting ('00-11)
		Director of Football Operations ('12)
2013-14	Kansas City Chiefs . . . . .	General Manager

on their team through the annual NFL Draft.

Most notably, the Packers selected QB Aaron Rodgers with the 24th overall pick in the 2005 NFL Draft, even with veteran QB Brett Favre still in the starting role, setting themselves up with a young quarterback to learn the system for the future. Prior to the 2008 season, Green Bay parted ways with Favre and ushered in the Aaron Rodgers era. Since that time, Rodgers has led the Packers to five postseason appearances (including 2013), and orchestrated a 31-25 victory in Super Bowl XLV against the Pittsburgh Steelers. For his performance in that game, Rodgers was named Super Bowl MVP.

Along with Rodgers, the Packers have drafted a number of young players that have become mainstays on both the offensive and defensive sides of the ball under Dorsey's direction in the college scouting department.

LB A.J. Hawk (one), WR Greg Jennings (two), NT B.J. Raji (one) and LB Clay Matthews (three) – all drafted under the watchful eye of Dorsey – have garnered Pro Bowl honors in their careers. Green Bay has accumulated a deep roster of contributors in the draft with key players such as WR Jordy Nelson and TE Jermichael Finley in the passing game, offensive linemen G/T T.J. Lang and T Bryan Bulaga, as well as offensive threat and special teams ace WR Randall Cobb.

Hired as director of player personnel for the Seattle Seahawks on Jan. 26, 1999, as he followed former Packers coach Mike Holmgren to the Pacific Northwest, Dorsey resigned from that position just over a year later, leaving shortly after the 2000 NFL Draft to rejoin the Packers organization.


Additionally, Dorsey is on the board of directors for National Football Scouting and is a former member of the NFL College Advisory Committee. He is also a member of the NFL Scouting Combine selection committee and is a voting member of the collegiate Butkus Award given to the nation's top linebacker. Dorsey is the only NFL voting member of the Harris Interactive College Football Poll.

Selected by Green Bay in the fourth round of the 1984 NFL Draft, Dorsey played five seasons (1984-88) for the Packers at linebacker and on special

teams before spending a final year on injured reserve in 1989. He totaled 130 tackles in his NFL career, in addition to two fumble recoveries and one pass defended. Dorsey led Green Bay's special teams in solo tackles in three of his first four seasons, which helped him earn the nomination to be the Packers' special teams captain. His 35 special teams tackles in 1984 are still a single-season club record.

A four-year starter at the University of Connecticut (1980-83), Dorsey was named Defensive Player of the Year in the Yankee Conference during each of his final two collegiate seasons and is the all-time leading tackler in the now-defunct conference's history. He also earned Division I-AA All-America recognition as a senior and, in 1998, he was selected to the school's 100th Anniversary All-Time Football Team. In 2002, Dorsey was inducted into the Anne Arundel (Md.) County Sports Hall of Fame. He graduated with bachelor's degrees in economics and political science.

Heavily involved in the community throughout his playing career, especially with the Wisconsin Cystic Fibrosis Foundation, Dorsey previously served on



the board of "65 Roses" and currently serves on the board of the Kansas City Crim Commission. He was voted as the Packers' Man of the Year in 1987 for his civic contributions. Dorsey enjoys playing golf, reading and running – having completed two marathons.

**Education:** Connecticut (B.A. 1983). **Born:** Leonardtown, Md. **Family:** Wife - Patricia; Children - Sons Bryant, Austin, Jack and a daughter, Catherine.

#### **DORSEY'S NFL RECORD AS AN NFL PERSONNEL MAN**

Year	Reg. Season	Pct.	Playoffs	Overall	Result
1991	4-12	.250	0-0	4-12	4th in NFC Central
1992	9-7	.563	0-0	9-7	2nd in NFC Central
1993	9-7	.563	1-1	10-8	3rd in NFC Central; Reached Divisional Playoffs
1994	9-7	.563	1-1	10-8	2nd in NFC Central; Reached Divisional Playoffs
1995	11-5	.688	2-1	13-6	1st in NFC Central; Reached NFC Championship
1996	13-3	.813	3-0	16-3	1st in NFC Central; Won Super Bowl XXXI
1997	13-3	.813	2-1	15-4	1st in NFC Central; Lost Super Bowl XXXII
1998	11-5	.688	0-1	11-6	2nd in NFC Central; Reached Wild Card Playoffs
1999*	9-7	.563	0-1	9-8	1st in AFC West; Reached Wild Card Playoffs
2000	9-7	.563	0-0	9-7	3rd in NFC Central
2001	12-4	.750	1-1	13-5	2nd in NFC Central; Reached Divisional Playoffs
2002	12-4	.750	0-1	12-5	1st in NFC North; Reached Wild Card Playoffs
2003	10-6	.625	1-1	11-7	1st in NFC North; Reached Divisional Playoffs
2004	10-6	.625	0-1	10-7	1st in NFC North; Reached Wild Card Playoffs
2005	4-12	.250	0-0	4-12	4th in NFC North
2006	8-8	.500	0-0	8-8	2nd in NFC North
2007	13-3	.813	1-1	14-4	1st in NFC North; Reached NFC Championship
2008	6-10	.375	0-0	6-10	3rd in NFC North
2009	11-5	.688	0-1	11-6	2nd in NFC North; Reached Wild Card Playoffs
2010	10-6	.625	4-0	14-6	2nd in NFC North; Won Super Bowl XLV
2011	15-1	.938	0-1	15-2	1st in NFC North; Reached Divisional Playoffs
2012	11-5	.688	1-1	12-6	1st in NFC North; Reached Divisional Playoffs
2013	11-5	.688	0-1	11-6	2nd in AFC West; Reached Wild Card Playoffs
<b>TOTALS</b>	<b>219-133</b>	<b>.622</b>	<b>17-15</b>	<b>236-148</b>	<b>10 Div. Titles, 3 NFC Titles, 2 SB Titles</b>

*\*1999 Season was spent with Seattle. All other seasons with Green Bay.*



## ANDY REID

### HEAD COACH

- 23rd NFL Season
- 2nd with Chiefs
- 16th Year NFL Head Coach
- 32 Years Overall Exp.



Super Bowls



Division Titles

Andy Reid enters his second season at the helm of the Chiefs in 2014. He was hired as the club's 13th head coach in franchise history on January 7, 2013. Reid joined the Chiefs after 14 seasons as Head Coach/Executive Vice President of Football Operations of the Philadelphia Eagles where he compiled a 130-93-1 (.583) regular season record. He added six division titles, five NFC Championship appearances and one Super Bowl appearance. In his coaching career, Reid's teams have made the playoffs 16 times (19-15 record), and he has coached in three Super Bowls and eight NFC Championship Games. He owns three NFL Coach of the Year titles.

Reid was named the 2013 AFC Coach of the Year by the 101 Committee after his squad recorded the greatest single-season turnaround in franchise history. In his first year at the helm, Reid's team finished with an 11-5 record, a nine-game turnaround from the previous season. The club qualified for the postseason for the first time since 2010. Additionally, Reid mentored 10 players who earned Pro Bowl honors, more than any other team in the NFL last season.



One of the most successful coaches in professional sports, Reid utilizes a passionate, yet workmanlike approach as an NFL head coach. A former offensive lineman at BYU, Reid still lives and works with those humble principles he learned during his time in the trenches.

"Kansas City is just going to get better. This is just the start of it," Pro Football Hall of Fame Head Coach John Madden said upon Reid joining the Chiefs. "He has a plan. And he's very thorough, very smart. He's a good coach, always has been."

His vision, his dedication and his organizational skills have been impeccable during his coaching career. Reid joined Philadelphia as head coach in 1999 and remained in that role through the 2012 season, becoming one of just 11 first-time NFL head coaches to lead 12-or-more seasons with the same club. Reid assumed the additional role of Executive Vice President of Football Operations in 2001.

In addition to his 141-98-1 regular season record,

### REID'S FOOTBALL CAREER

1979-82	BYU	Tackle/Guard ('79-81)
		Graduate Assistant ('82)
1983-85	San Francisco State	Off. Coordinator/ Offensive Line
1986	Northern Arizona	Offensive Line
1987-88	Texas-El Paso	Offensive Line
1989-91	Missouri	Offensive Line
1992-98	Green Bay Packers	TE/OL ('92-96) Quarterbacks ('97-98)
1999-12	Philadelphia Eagles	Head Coach ('99-00) HC/Exec. V.P. Football Ops ('01-12)
2013-14	Kansas City Chiefs	Head Coach

he owns a 10-10 postseason record as a head coach. His 141 wins in regular season and postseason play rank 22nd in NFL history. Among active head coaches through the end of the 2013 season, Reid ranks fifth in regular season and playoff wins, trailing only Bill Belichick (205), Mike Shanahan (175), Tom Coughlin (163) and Jeff Fisher (154). While compiling his 10-9 postseason record with Philadelphia, Reid led the Eagles franchise to one Super Bowl appearance, a game that saw Philadelphia fall by a mere field goal to the New England Patriots in Super Bowl XXXIX following the 2004 season.

Reid guided Philadelphia to nine playoff appearances (2000, 2001, 2002, 2003, 2004, 2006, 2008, 2009, 2010) during his 14-year tenure in the City of Brotherly Love. During that time period, only Indianapolis (12) and New England (10) had more postseason appearances than the Eagles. Reid's playoff accomplishments as a head coach include six NFC East division titles (2001, 2002, 2003, 2004, 2006, 2010), five NFC Championship Games (2001, 2002, 2003, 2004, 2008) and one Super Bowl berth (XXXIX). When you include his time as an NFL assistant coach, his teams have made the playoffs 16 times (19-15 record), and he has coached in three Super Bowls and eight NFC Championship Games.

Among coaches with 200 games under their belts, Reid's winning percentage ranks 13th all-time and second among active coaches behind Belichick. Reid is also one of six active coaches in the NFL to have reached the century mark in regular and postseason wins, joining Belichick, Shanahan, Coughlin, Fisher and John Fox.

Most recently, the Eagles captured their sixth NFC East division title under Reid in 2010 as they set franchise records in points scored (439, 3rd in NFL), total net yards (6,230, 2nd in NFL) and yards per rushing attempt (5.4, 1st in NFL). Along the way, Reid played a vital role in the rebirth of QB Michael Vick, who earned Comeback Player of the Year honors as well as a Pro Bowl berth. Reid, himself,



earned Coach of the Year honors from the Maxwell Football Club.

In 2008, Reid became the 37th coach to reach the 100-win plateau, and the 22nd to win 100 games with one franchise. He overcame a 5-5-1 start to reach the NFC Championship game.

In 2006, the Eagles lost six of their first 11 games and two of their most explosive players in QB Donovan McNabb and DE Jevon Kearse, but Reid led a season-ending, five-game win streak to capture the NFC East division title.

The 2004 Eagles clinched the NFC East title with five games remaining in the regular season and the No. 1 seed in the NFC playoffs after a 13-1 start. Along the way, Reid passed Greasy Neale for the most wins in franchise history as the Eagles earned their first trip to the Super Bowl since 1980.

In 2003, Philadelphia overcame an 0-2 start and a slew of injuries to post its second consecutive 12-win season. A year earlier, Reid was the overwhelming choice as the NFL's Coach of the Year as the Eagles thrived without the services of McNabb to still capture home-field advantage in the NFC playoffs.

After a 5-11 mark in his first season, Reid led the 2000 Eagles to the greatest turnaround in franchise history, finishing second in the NFC East at 11-5 and earning a trip to the NFC Divisional Playoffs. For his efforts, Reid was named the NFL's Coach of the Year by the Maxwell Football Club, *The Sporting News*, and *Football Digest*.

Throughout his time in the NFL, Reid has continuously evaluated what is best for the game of football, serving on the NFL Competition Committee's Coaches Subcommittee. The subcommittee is instrumental in providing feedback to the NFL Competition Committee for potential rule changes and ways to improve the game.

"I am a huge fan of Coach Reid," NFL Commissioner Roger Goodell said. "He is a person I have tremendous respect for as a coach and family man. Andy has been very helpful to me as Commissioner. He has tremendous insight into our game, and we are fortunate to have him in the NFL."

Reid was originally introduced as the head coach of the Philadelphia Eagles on Jan. 11, 1999, after spending seven seasons as an assistant coach with the Green Bay Packers under Head Coach Mike Holmgren. During his seven years with the Packers, Reid served as the tight ends coach and assistant offensive line coach (1992-96) and as quarterbacks coach (1997-98). In his span with the Packers, the team reached the playoffs six times and represented the NFC twice in back-to-back Super Bowls, defeating New England in Super Bowl XXXI and falling to Denver in Super Bowl XXXII.

During his two-year stint as quarterbacks coach, Reid worked with Packers quarterback Brett Favre. While tutoring Favre, Reid and the Packers won their second straight NFC title and Favre garnered league MVP honors for the third consecutive season. In his first NFL coaching role, Reid oversaw the tight ends while assisting Offensive Line Coach Tom Lovat. Under Reid's watchful eye, tight ends Mark Chmura and Keith Jackson earned trips to the Pro Bowl as part of the NFC roster.

## MOST NFL WINS AS HEAD COACH

1.	Don Shula	347
2.	George Halas	324
3.	Tom Landry	270
4.	Curly Lambeau	229
5.	<b>Bill Belichick</b>	<b>218</b>
6.	Chuck Noll	209
7.	Marty Schottenheimer	205
8.	Dan Reeves	201
9.	Chuck Knox	193
10.	Bill Parcells	183
11.	Mike Shanahan	178
12.	Mike Holmgren	174
13.	Joe Gibbs	171
14.	Paul Brown	170
	<b>Tom Coughlin</b>	<b>170</b>
16.	Bud Grant	168
17.	Bill Cowher	161
	<b>Jeff Fisher</b>	<b>161</b>
19.	Marv Levy	154
20.	Steve Owen	153
21.	<b>Andy Reid</b>	<b>151</b>
22.	Tony Dungy	148
23.	Hank Stram	136
24.	Weeb Ewbank	134
25.	Mike Ditka	127

\* *Bold Denotes Active NFL Coaches*

Prior to joining the NFL ranks, Reid's final collegiate stop was also in the Show-Me State as he coached the offensive line at the University of Missouri (1989-91). Prior to his stint with the Tigers, Reid spent two years working with the offensive line at the University of Texas – El Paso, and before that, he held the same position with Northern Arizona. In 1983, Reid took the position of offensive coordinator and offensive line coach at San Francisco State, helping the Gators lead the nation in passing and total offense for three consecutive years (1983-85).

A tackle and guard at Brigham Young University from 1979-81, Reid entered the coaching ranks as a graduate assistant at BYU under Head Coach LaVell Edwards in 1982. It was in that time at BYU that Reid began his association with Holmgren, who served as the quarterbacks coach for the Cougars. While at BYU, Reid earned both a bachelor's degree in physical education and a master's degree in professional leadership in physical education and athletics. While playing for the Cougars, Reid was also a columnist for the Provo Daily Herald.

A native of Los Angeles, Reid prepped at John Marshall High School in Los Angeles and went on to go to Glendale (Calif.) Junior College before attending BYU. In 2012, Reid was inducted into the Marshall High School Athletic Hall of Fame and was named to the Glendale Junior College Hall of Fame in 2003.

**Education:** Brigham Young University (B.A. 1981). **Born:** Los Angeles, Calif. **Family:** Wife - Tammy; Children - Sons Spencer, Britt and the late Garrett, and daughters Drew Ann and Crosby.



<b>REID'S HEAD COACHING RECORD</b>					
<b>Year</b>	<b>Reg. Season</b>	<b>Pct.</b>	<b>Playoffs</b>	<b>Overall</b>	<b>Result</b>
1999	5-11	.313	0-0	5-11	5th in NFC East
2000	11-5	.688	1-1	12-6	2nd in NFC East; reached divisional playoffs
2001	11-5	.688	2-1	13-6	1st in NFC East; reached NFC Championship Game
2002	12-4	.750	1-1	13-5	1st in NFC East; reached NFC Championship Game
2003	12-4	.750	1-1	13-5	1st in NFC East; reached NFC Championship Game
2004	13-3	.813	2-1	15-4	1st in NFC East; reached Super Bowl XXXIX
2005	6-10	.375	0-0	6-10	4th in NFC East
2006	10-6	.625	1-1	11-7	1st in NFC East; reached divisional playoffs
2007	8-8	.500	0-0	8-8	4th in NFC East
2008	9-6-1	.594	2-1	11-7-1	2nd in NFC East; reached NFC Championship Game
2009	11-5	.688	0-1	11-6	2nd in NFC East; reached wild card round
2010	10-6	.625	0-1	10-7	1st in NFC East; reached wild card round
2011	8-8	.500	0-0	8-8	2nd in NFC East
2012	4-12	.250	0-0	4-12	4th in NFC East
2013	11-5	.688	0-1	11-6	2nd in AFC West; reached wild card round
<b>TOTALS</b>	<b>141-98-1</b>	<b>.590</b>	<b>10-10</b>	<b>151-108-1</b>	<b>10 Playoff Appearances, 6 Div. Titles, 1 NFC Title</b>

<b>REID'S COACHING TREE</b>			
Throughout his time in Philadelphia, Andy Reid constructed quality coaching staffs to assist him. A number of those assistants have since gone on to coordinator or head coaching responsibilities for other NFL franchises. Below is a list of notable coaches who have come from Andy Reid's Philadelphia staffs:			
<b>Coach</b>	<b>Current Team</b>	<b>Years</b>	<b>Position</b>
John Harbaugh	Baltimore	2008-present	Head Coach
Ron Rivera	Carolina	2011-present	Head Coach
Leslie Frazier	Tampa Bay	2014-present	Def. Coordinator/Former MIN HC
Steve Spagnuolo	Baltimore	2013-present	Sr. Defensive Asst./Former STL HC
Pat Shurmur	Philadelphia	2013-present	Off. Coordinator/Former CLE HC
Brad Childress	Kansas City	2013-present	Special Projects/Former MIN HC

<b>REID'S STAFF MEMBERS WITH NFL PLAYING EXPERIENCE</b>					
Head Coach Andy Reid's has assembled a staff with a number of coaches who are former NFL players to assist him in Kansas City. A total of seven assistant coaches on Reid's staff account for 69 total years of playing experience in the NFL. A list of the former players, their teams and playing years is below.					
<b>Coach</b>	<b>Position</b>	<b>Total Years</b>	<b>Team(s)</b>	<b>Years</b>	<b>Years of Service</b>
Eric Bieniemy	RB	9	San Diego	1991-94	4
			Cincinnati	1995-98	4
			Philadelphia	1999	1
Eugene Chung	OL	8	New England	1992-94	3
			Jacksonville	1995	1
			Indianapolis	1996	1
			Kansas City	1998	1
			Kansas City	1999	1
Al Harris	CB	15	Tampa Bay	1997	1
			Philadelphia	1998-02	5
			Green Bay	2003-09	7
			Miami	2010	1
			St. Louis	2011	1
Andy Heck	OL	12	Seattle	1989-93	5
			Chicago	1994-98	5
			Washington	1999-00	2
Brock Olivo	RB	4	Detroit	1998-01	4
Doug Pederson	QB	12	Miami	1993-94	2
			Green Bay	1995-98	4
			Philadelphia	1999	1
			Cleveland	2000	1
Emmitt Thomas	DB	13	Green Bay	2001-04	4
			Kansas City	1966-78	13



## DAVID CULLEY

ASSISTANT HEAD COACH/  
WIDE RECEIVERS



- 21st Year NFL Coach
- 2nd with Chiefs

<div> <div>04</div> <div>Conference Titles</div> </div>			
96	97	01	02
03	04	06	10
Division Titles			

David Culley enters his second season as the Chiefs assistant head coach/wide receivers coach in 2014, beginning his 21st season as an NFL assistant coach.

In his current position in Kansas City, Culley plays a vital role in assisting Head Coach Andy Reid, Offensive Coordinator Doug Pederson and the entire offensive staff in formulating all aspects of the offensive gameplan, in addition to tutoring the club's wide receiving corps.

Under Culley's guidance in 2013, three Chiefs receivers each recorded at least 500 yards receiving. As the season developed, the entire receiving corps got more involved in the offense as young players like Junior Hemingway and A.J. Jenkins saw expanded roles in the pass catching portion of the Chiefs attack.

With Culley at the helm of the receiving corps under Reid's watch, an emphasis has been placed on all aspects of playing the position, such as route running and run blocking, not just catching passes.

Prior to arriving in Kansas City in 2013, Culley served 14 seasons as the wide receivers coach for the Philadelphia Eagles (1999-2012) working for Chiefs Head Coach Andy Reid who held the same role for the Eagles during that timeframe.



With the Eagles, Culley tutored two up-and-coming NFL talents in DeSean Jackson and Jeremy Maclin. Jackson earned back-to-back Pro Bowl berths in 2009-10. In his first three years, Maclin caught more passes (189) than any other player in team history besides TE Keith Jackson (194).

Culley joined the Eagles after a three-year stint as the Pittsburgh Steelers wide receivers coach. During that three-year span, the Steelers reached the playoffs twice, advancing to the AFC title game in 1997 and to the divisional playoffs the previous season. In all, Culley has made six appearances in conference championship games.

### CULLEY'S FOOTBALL CAREER

1973-77	Vanderbilt . . . . .	Quarterback
1978	Austin Peay . . . . .	Running Backs
1979-81	Vanderbilt . . . . .	Wide Receivers
1982	Middle Tennessee State . . . . .	QB's/RBs
1983	Tennessee-Chattanooga . . .	Wide Receivers
1984	Western Kentucky . . . . .	QB's/WR's
1985-88	Southwestern Louisiana . . . .	Quarterbacks
1989-90	Texas-El Paso . . . . .	Offensive Coordinator/ Running Backs/Wide Receivers
1991-93	Texas A&M . . . . .	Wide Receivers
1994-95	Tampa Bay Buccaneers . . .	Wide Receivers
1996-98	Pittsburgh Steelers . . . . .	Wide Receivers
1999-12	Philadelphia Eagles . . .	Wide Receivers ('99-10) Senior Offensive Assistant ('11-12)
2013-14	Kansas City Chiefs . . .	Assistant Head Coach/ Wide Receivers

Culley was recruited by Bill Parcells as a quarterback at Vanderbilt University. After his collegiate playing career was over, he coached the running backs at Austin Peay University (1978). He then returned to his alma mater to coach the Commodores receivers (1979-81).

He went on to make one-year stops at Middle Tennessee State, Tennessee-Chattanooga and Western Kentucky with a four-year stay as quarterbacks coach at Southwestern Louisiana, where he coached former Eagles player Brian Mitchell. Under Culley's direction, Mitchell became the first player in NCAA history to pass for more than 5,000 yards and rush for more than 3,000 yards in a career.

Culley served as the offensive coordinator/running backs/wide receivers coach at the University of Texas-El Paso (1989-90) before joining the coaching staff at Texas A&M as the wide receivers coach (1991-93).

His first NFL coaching job came at Tampa Bay as he coached the Buccaneers wideouts (1994-95). He then moved on to coach the wide receivers for the Pittsburgh Steelers (1996-98). In 1997, with Culley's help, Steelers WR Yancey Thigpen caught 79 passes for a Steelers single-season record 1,398 yards and seven touchdowns en route to Pro Bowl honors.

Culley graduated from Vanderbilt University with a degree in health and physical education.

**Education:** Vanderbilt University (B.S. 1978).  
**Born:** Sparta, Tenn. **Family:** Wife - Carolyn; Children - Monty and Jessie.



## **DOUG PEDERSON**

### **OFFENSIVE COORDINATOR**



- 18th NFL Season
- 2nd with Chiefs
- 6th Year NFL Coach
- 2nd with Chiefs



Conference Titles			
94	95	96	97
Division Titles			
02	03	04	10

Doug Pederson enters his second season with the Chiefs in 2014 as the club's offensive coordinator. Prior to joining the Chiefs in 2013, Pederson spent four seasons with the Philadelphia Eagles where he coached under Chiefs Head Coach Andy Reid. Pederson served as the Eagles quarterbacks coach in 2011-12 after being the offensive quality control coach for two seasons (2009-10).

In 2013, under Pederson, the Kansas City offense improved exponentially as the season progressed. RB Jamaal Charles led the NFL in first downs (104), ranked second in yards from scrimmage with 1,980 and recorded the most receiving (693) yards by a running back in Chiefs history. QB Alex Smith threw only seven interceptions, ranking him first in the NFL for fewest interceptions (min. 300 attempts) and set a career record for most pass attempts in a single season (508). The offensive side of the ball also showed a strong presence at the 2013 Pro Bowl. RB Jamaal Charles and QB Alex Smith made the trip under Pederson's guidance.



Before landing in Kansas City, Pederson spent his time coaching the Philadelphia signal callers in 2011. The Eagles set franchise records with 6,386 yards and 356 first downs, and Michael Vick became the 2nd quarterback in NFL history to record consecutive seasons with 3,000-yards passing and 500-yards rushing. Vick posted career highs in passing yards (3,303), attempts (423) and completions (253).

In 2010, Pederson assisted an offensive output that set franchise records for points scored (439, 3rd

### **PEDERSON'S FOOTBALL CAREER**

1986-90	Northeast Louisiana . . . . .	Quarterback
1992	NY/NJ Knights (WLA) . . . . .	Quarterback
1993-94	Miami Dolphins . . . . .	Quarterback
1995	Rhein Fire (WLA) . . . . .	Quarterback
1995-98	Green Bay Packers . . . . .	Quarterback
1999	Philadelphia Eagles . . . . .	Quarterback
2000	Cleveland Browns . . . . .	Quarterback
2001-04	Green Bay Packers . . . . .	Quarterback
2005-08	Calvary Baptist Academy . . . . .	Head Coach
2009-12	Philadelphia Eagles . . . . .	Off. Quality Control ('09-10) Quarterbacks ('11-12)
2013-14	Kansas City Chiefs . . . . .	Off. Coordinator

in NFL), total net yards (6,230, 2nd in NFL) and yards per rushing attempt (5.4, 1st in NFL).

Before entering the NFL coaching ranks, Pederson was the head coach at Calvary Baptist Academy in Shreveport, La. During his tenure there, he compiled a 40-11 record and captured the school's first district title in 2007.


A 12-year NFL veteran, Pederson originally signed as a rookie free agent with the Miami Dolphins in 1991. He spent time with Miami (1993-94), Green Bay (1995-98, 2001-04), Philadelphia (1999) and Cleveland (2000).

His best season came in 1999 with the Eagles as he threw for 1,276 yards and seven touchdowns in nine starts. During his NFL career, Pederson backed up Dan Marino, Brett Favre and Donovan McNabb.

In 1992 and 1995, he played quarterback in the World Football League for the New York/New Jersey Knights and the Rhein Fire, respectively.

Born January 31, 1968 in Bellingham, Wash., Pederson was a three-sport star in football, baseball and basketball at Ferndale (Wash.) High School before attending Northeast Louisiana as a quarterback. He went on to earn a degree in management.

**Education:** Northeast Louisiana (B.A. 1990).  
**Born:** Bellingham, Wash. **Family:** Wife - Jeannie; Children - Drew, Josh and Joel.



## BOB SUTTON

### DEFENSIVE COORDINATOR



- 15th Year NFL Coach
- 2nd with Chiefs

02

Division Titles


Bob Sutton enters his second year with the Chiefs as defensive coordinator after spending 13 years with the New York Jets.

In his first year leading the defense, the Chiefs made their greatest single-season turnaround in franchise history, improving from 2-14 to an 11-5 record. The defense ranked second in the league with 36 takeaways, tied for first in the league with six defensive touchdowns, tied for fifth in points allowed per game (19.1 avg.) and ranked fifth in third down conversion percentage (34.1 pct.).

Under Sutton's leadership, LBs Tamba Hali and Justin Houston racked up 11.0 sacks a piece and both made trips to the Pro Bowl, along with fellow defensive teammates NT Dontari Poe, S Eric Berry, LB Derrick Johnson and CB Brandon Flowers.

Prior to the Chiefs, Sutton served as the Jets assistant head coach/linebackers coach (2012) and as the team's senior defensive assistant/linebackers coach (2009-11) when Head Coach Rex Ryan joined the club in 2009.

From 2006-08, Sutton was the Jets defensive coordinator after beginning his tenure as linebackers coach. In 2008, Sutton's defensive unit was ranked near the top of the league in rushing defense (94.9 ypg) and yards per rush allowed (3.7 avg.), the team's best statistical showing since 1993. The club scored a club-record five defensive touchdowns. His units racked up 41.0 sacks to rank seventh in the NFL, and their 30 takeaways were tied for fifth-best in the NFL.



As the club's linebackers coach in 2005, he guided Jonathan Vilma to his first Pro Bowl appearance after he lead the league in tackles with 187. In 2004, Vilma became only the third Jets player in team history to be voted Associated Press NFL Defensive Rookie of the Year after finishing the season with 118 tackles, 2.0 sacks, three pressures and three INTs and helping the Jets defense finish fourth in the NFL in points allowed (16.3) and fifth against the run (97.9).

In his first year with the Jets in 2000, the club's defense was led by LBs Marvin Jones (125 tackles) and Mo Lewis (10.0 sacks), with Lewis

### SUTTON'S FOOTBALL CAREER

1972-73	Michigan . . . . .	Grad. Assistant/ Linebackers/Defensive Backs
1974	Syracuse . . . . .	Linebackers
1975-76	Western Michigan . .	Def. Coord./Linebackers
1977-79	Illinois . . . . .	Def. Coordinator/Linebackers
1980-81	Western Michigan . . . . .	Off. Coord./ Quarterbacks/Wide Receivers
1982	North Carolina State . . . . .	Running Backs
1983-99	Army . . . . .	Defensive Coordinator ('83-90) Head Coach ('91-99)
2000-12	New York Jets . . . . .	Linebackers ('00-05) Defensive Coordinator ('06-08)
		Senior Def. Assistant/Linebackers ('09-11) Assistant Head Coach/Linebackers ('12)
2013-14	Kansas City Chiefs . .	Defensive Coordinator

earning his third-consecutive Pro Bowl.

Prior to entering the NFL ranks, Sutton spent nine years as the head coach at Army (1991-99). Nine seasons leading Army placed him second in coaching tenure, trailing only legendary Head Coach Earl "Red" Blaik, who guided the Cadets for 18 seasons.

From 1995-96, Sutton's Army team rattled off 11 straight wins, the longest winning streak at the school in five decades. Army finished as the nation's top-ranked rushing offense in 1993, 1996 and 1998. In the 1996 season, the Cadets posted one of their finest seasons in history as the team notched a team-record 10 victories and a trip to the the Independence Bowl. He became the first Army coach to defeat Navy five straight times (1992-96).

The 1996 Army squad won the Commander-In-Chief's Trophy, while Sutton won the Bobby Dodd Coach of the Year Award, making him the first Army coach since Tom Cahill in 1966 to earn the award. One of six finalists for the Bear Bryant Coach of the Year Award, he was named the Metropolitan Football Writers Division I Coach of the Year and the GTE Regional Coach of the Year by the AFCA.

Prior to serving as Army's head coach, Sutton was the Cadets' defensive coordinator (1983-90). He coached the running backs at North Carolina State under Monte Kiffin (1982) and had two tours of duty at Western Michigan under Elliott Uzelac (1980-81 and 1975-76), serving as defensive coordinator and offensive coordinator, respectively. Sutton worked as defensive coordinator/linebackers coach at Illinois (1977-79), and he was the linebackers coach at Syracuse (1974). He began his coaching career as a graduate assistant at Michigan for legendary coach Bo Schembechler.

**Education:** Eastern Michigan. **Born:** Ypsilanti, Mich. **Family:** Wife - Debbie; Children - Andrew and Sarah; Grandchildren - Molly, Marissa and Walker.





## DAVE TOUB

### SPECIAL TEAMS COORDINATOR



- 14th Year NFL Coach
- 2nd with Chiefs



Conference Titles

01 02 03 04 06 10  
Division Titles

Dave Toub enters his second season as Kansas City's special teams coordinator in 2014. Following his first season in Kansas City in 2013, the club ranked third in the NFL according to Rick Gosselin's Dallas Morning News rankings and first by Football Outsiders after Toub's kickoff return squad set an NFL single-season record for kickoff return average, picking up 29.9 yards per return, topping the previous mark of 29.4 set by the 1972 Chicago Bears.

The 2013 Chiefs recorded five touchdowns on special teams — two kickoff return TDs, two punt return TDs and a fumble recovery for a TD on an opponents' muffed punt.

Rookie RB Knile Davis recorded the longest play in team history and tied for the second-longest kickoff return for a touchdown in NFL history with a 108-yard return vs. Denver (12/1/13) while WR Dexter McCluster returned two punts for touchdowns and tied or set new franchise records for total punt returns, punt return yards and punt return touchdowns in a season, which earned him his first trip to the Pro Bowl as a punt returner.



K Ryan Succop set a single-season career-high with 118 points and P Dustin Colquitt led the AFC with 35 punts inside the 20 in 2013. The coverage teams played a big part in the Chiefs special teams success as well as the punt coverage team allowed just 6.5 yards per opponent punt return to rank fourth in the NFL.

During his time in Chicago, Toub's special teams units finished in the top third of the league for eight straight seasons (2004-11) according to the Dallas Morning News ranking system, including a No. 1 overall finish in 2006 and 2007. Toub was named Special Teams Coach of the Year in 2006 as voted on by his NFL coaching peers. Toub guided five different Bears players to eight Pro Bowl berths, including Devin Hester's three selections (2006-07 and 2010) and Johnny Knox (2009), Brendon Ayanbadejo (2006-07), Robbie Gould (2006) and Corey Graham (2011).

During Toub's tenure, Chicago had an NFL-high 22 kick return TDs compiled by six different players. The Bears also added touchdown returns on two missed field goals and a 92-yard kickoff return touchdown in Super Bowl XLI. Toub helped Hester

### TOUB'S FOOTBALL CAREER

1980-81	Springfield College. . . . .	Offensive Lineman
1983-84	Texas-El Paso . . . . .	Offensive Lineman
1986-88	Texas-El Paso . . . . .	Graduate Assistant ('86) Strength & Conditioning ('87-88)
1989-00	Missouri. . . . .	Defensive Line/Strength & Cond.
2001-03	Philadelphia . . . . .	Asst. Special Teams/ Asst. Defensive Line
2004-12	Chicago Bears . . . . .	Special Teams Coord.
2013-14	Kansas City Chiefs . . . . .	Special Teams Coord.

develop into the NFL's all-time leader in kick return touchdowns (17) while compiling the fifth-best punt return average (12.1 avg.). Hester set an NFL single-season record with five kick return TDs in his rookie campaign in 2006 and surpassed that mark one year later with six kick return touchdowns.

During Toub's time in Chicago, the Bears led the NFL in punt return yards (4,143), punt return touchdowns (15), and were third in punt return average (11.2), as well as a league-high 17,031 combined kick return yards (punt and kickoff). The Bears punt coverage unit ranked first in the league allowing just 6.8 yards per return, including just 3.4 yards per return in 2012, the only team to allow fewer than 100 punt return yards that season. Also in 2012, the unit ranked fourth allowing 20.7 yards per kickoff return and was one of two teams to allow fewer than 1,000 total return yards (punt and kickoff).

During his stint with Philadelphia (2001-03), Toub helped Eagles special teams coordinator John Harbaugh earn 2001 NFL Special Teams Coach of the Year honors.

Toub spent 15 seasons coaching at the collegiate level, most recently at Missouri where he coached the defensive line (1998-00) after nine years (1989-97) as the school's head strength coach. Toub began his coaching career in 1986 at his alma mater, Texas-El Paso, as a graduate assistant, and one year later was named the school's head strength and conditioning coach.

Toub was selected in the ninth round of the 1985 NFL Draft by the Philadelphia Eagles. He also spent time with the Los Angeles Rams in 1986. At the University of Texas-El Paso, Toub was a two-time All-WAC selection and earned two Academic All-WAC nominations (1983-84). He was a two-time team captain and was named the program's most outstanding offensive lineman during his junior and senior seasons. He began his collegiate playing career as an offensive lineman at Springfield College in Springfield, Mass. (1980-81). He earned his Bachelor's of Science and Master's of Education degrees from UTEP.

**Education:** University of Texas - El Paso (B.S. 1986, M.E. 1988). **Born:** Ossining, N.Y. **Family:** Wife - Cheryl; Children - Shane and Nicolette.



## ERIC BIENIEMY

### RUNNING BACKS



- 16th NFL Season
- 2nd with Chiefs
- 7th year NFL Coach
- 2nd with Chiefs



Eric Bieniemy enters his second season as the Kansas City Chiefs running backs coach after serving two years as offensive coordinator and running backs coach at his alma mater, the University of Colorado.

Bieniemy helped transform RB Jamaal Charles into being the main weapon for QB Alex Smith in both the passing and running game in 2013. Charles led the NFL in touchdowns (19) and first downs (104) and ranked second in yards from scrimmage (1,980 yards). He recorded the most receiving yards by a running back in Chiefs history and led the AFC in rushing (1,287 yards). All of these accomplishments earned Charles his third NFL Pro Bowl selection.

Prior to returning to the NFL coaching ranks in 2013, Bieniemy spent two seasons (2011-12) at his alma mater after coaching the running backs for five seasons with the Minnesota Vikings (2006-10). While with the Vikings, he oversaw one of the most productive rushing units in the National Football League in that span, helping the team win consecutive NFC North Division titles in 2008 and 2009. In those five seasons, the Vikings produced a 1,000-yard rusher each year while his stable of running backs broke the 100-yard mark 31 times in 80 regular season games.



In 2006, he coached Chester Taylor, who rushed for 1,216 yards; the next season, Taylor combined with Adrian Peterson to form one of the most dynamic duos in the NFL, as the two combined for 2,185 yards (1,341 by Peterson, who was All-Pro as a rookie). That season the Vikings led the NFL in rushing with 2,634 yards and set franchise marks of 5.3 yards per carry and 22 rushing touchdowns.

Peterson set a then-Vikings record with 1,760 yards in 2008, earning the Bert Bell Award as the Pro Football Player of the Year and was a runner-up in the Associated Press Offensive Player of the Year voting. Peterson then led the NFL with 18 rushing touchdowns in 2009, with 1,383 rushing yards and 1,819 yards from scrimmage. In 2010, Peterson galloped for 1,398 yards and 12 touchdowns, bringing his totals to 5,782 yards and 52 touchdowns

### BIENIEMY'S FOOTBALL CAREER

1987-90	Colorado	Tailback
1991-94	San Diego Chargers	Running Back
1995-98	Cincinnati Bengals	Running Back
1999	Philadelphia Eagles	Running Back
2000	Thomas Jefferson HS (Colo.)	Asst. Coach
2001-02	Colorado	Running Backs
2003-05	UCLA	Running Backs ('03-04) Running Backs/Recruiting Coordinator ('05)
2006-10	Minnesota Vikings	Running Backs
2011-12	Colorado	Off. Coordinator/Running Backs
2013-14	Kansas City Chiefs	Running Backs

under Bieniemy's tutelage.

Bieniemy made the move to the professional ranks after three seasons as the running backs coach at UCLA (2003-05), where he was also the Bruins' recruiting coordinator his last year there.

While at UCLA, Bieniemy tutored current NFL RB Maurice Jones-Drew for three seasons. Jones-Drew earned Freshman All-America honors in 2003, rushed for 1,007 yards in 2004 and was a consensus All-America selection as a kick returner in 2005, when he averaged 28.5 yards per punt return, a school record and one of the top figures ever recorded nationally.

Bieniemy returned to Colorado in 2000 after his nine-year NFL career and got his first taste of coaching as an assistant at Thomas Jefferson High in Denver that fall.

In 2001, his first season as a running backs coach, Colorado ranked eighth in the nation in rushing. In 2002, the Buffs ranked sixth in the nation in rushing, and were first again with yards out of the running back positions.

He was a second-round draft pick of the San Diego Chargers in the 1991 NFL Draft (39th overall). He enjoyed a nine-year pro career with three teams: San Diego (1991-94), Cincinnati (1995-98) and Philadelphia (1999), where he played for Chiefs Head Coach Andy Reid. In 142 career NFL games, he rushed for 1,589 yards and 11 touchdowns while catching 146 passes for 1,223 yards. He also returned kickoffs, including one for a touchdown against the New York Giants when he was with the Bengals. His final year with the Chargers, he played in Super Bowl XXIX.

He lettered in football and track at Bishop Amat High School in La Puente, Calif., earning second-team All-America honors in football as a senior when he rushed for 2,002 yards and 30 touchdowns.

**Education:** University of Colorado (B.A. 2001).  
**Born:** New Orleans, La. **Family:** Wife - Mia; Children - Eric III and Elijah.



# Tommy Brasher *DEFENSIVE LINE*



- 26th NFL Season
- 2nd with Chiefs



Conference Titles

01 02 03 04

Division Titles

A veteran defensive line coach with 25 years of NFL experience, Tommy Brasher enters his second season with the Chiefs as the club's defensive line coach after serving a third tour of duty with the Philadelphia Eagles in 2012.

Under Brasher's guidance, second-year defensive tackle Dontari Poe earned his first NFL Pro Bowl selection after recording 4.5 sacks in 2013. Poe also was named second-team All-Pro by the Associated Press.

Brasher served as defensive line coach on the Philadelphia Eagles staff in 1985 and from 1999-2005 under newly-appointed Chiefs Head Coach Andy Reid when he held the same position in Philadelphia. It was during his longest stint in Philadelphia that Brasher became a beacon of toughness and courage. Throughout most of 2001, he battled a bout with cancer. After being diagnosed with a cancerous tumor in his parotid gland on Oct. 16, Brasher underwent a six-hour surgery to have it removed. Three weeks later, he underwent another procedure to have 67 lymph nodes removed from his neck and shoulder. He missed just five days of work and not one snap of football.



His battle with cancer earned him the Ed Block Courage Award in 2001. Although this award is given annually to one player from each NFL team, Brasher became just the third special, non-player recipient of this prestigious honor.

Under Brasher's guidance, the defensive line was an area of strength for the Eagles during his second stint in Philadelphia. In 2004, that position group contributed 32.0 of the club's 47.0 sacks (second in the NFL). Both Corey Simon and Hugh Douglas became Pro Bowl players under Brasher.

Brasher served in the same capacity with the

## BRASHER'S FOOTBALL CAREER

1962-63	Arkansas . . . . .	Linebacker
1970	Arkansas . . . . .	Defensive Assistant
1971	Virginia Tech . .	Defensive Line/Linebackers
1974	Northeast Louisiana. .	Defensive Coordinator
1975	Shreveport (WFL) . .	Defensive Coordinator
1976	Northeast Louisiana. .	Defensive Coordinator
1977-81	Southern Methodist . . . . .	Defensive Line
1982-84	New England Patriots . . . . .	Defensive Line
1985	Philadelphia Eagles . . . . .	Defensive Line
1986-89	Atlanta Falcons . . . . .	Defensive Line
1990	Tampa Bay Buccaneers. . .	Defensive Line
1992-98	Seattle Seahawks . . . . .	Defensive Line
1999-05, 12	Philadelphia Eagles . . . . .	Defensive Line
2013-14	Kansas City Chiefs . . . . .	Defensive Line

Eagles in 1985 as a member of then-head coach Marion Campbell's staff. In his one season with the Eagles, two of his defensive ends each tallied 13.0 sacks — Greg Brown, and a rookie by the name of Reggie White.

Brasher enjoyed a seven-year run as Seattle's defensive line coach (1992-98), seeing two of his players - Cortez Kennedy and Michael Sinclair - earn multiple Pro Bowl appearances. Kennedy was also named defensive player of the year in 1992. Brasher held identical posts at New England (1982-84), Atlanta (1986-89) and Tampa Bay (1990).

An all-conference selection as a linebacker at Arkansas from 1962-63, Brasher was a college teammate of Cowboys owner Jerry Jones and former NFL head coach Jimmy Johnson.

After beginning his coaching career with a six-year tour of the high school ranks, Brasher's alma mater provided him with his first collegiate coaching assignment when he was named Arkansas' defensive assistant in 1970. He also had stops at Virginia Tech, Northeast Louisiana and Southern Methodist University, with a one-year stay as the defensive coordinator of the World Football League's Shreveport Steamers in 1975.

Brasher attended El Dorado High School in his hometown of El Dorado, Ark., also the hometown of Chiefs Founder Lamar Hunt.

**Education:** University of Arkansas (B.A. 1964).  
**Born:** El Dorado, Ark. **Family:** Wife - LaNelle; Children - Melodie and Christy; Grandsons - Nicholas, Brennan, Quintin and Zane.





# BRAD CHILDRESS

## SPREAD GAME ANALYST/ SPECIAL PROJECTS



- 16th NFL Season
- 2nd with Chiefs



Conference Titles



Brad Childress enters his 16th year in the NFL and his second as the Chiefs spread game analyst/special projects coach in 2014. He owns 35 years of coaching experience on both the collegiate and professional levels, including 15 years in the NFL.

In his first season with the Chiefs, Childress played a critical role in helping the club prepare for its upcoming opponents, proving to be a vital asset and a creative mind for the franchise. His knowledge helped the Chiefs on offense and defense. With the assistance of Childress, the club organized the greatest single-season turnaround in franchise history and qualified for the NFL's postseason with an 11-5 record.

Prior to joining the Chiefs, Childress spent the 2012 season as the offensive coordinator for the Cleveland Browns. Before that, he had a five-year stint as the head coach of the Minnesota Vikings.



As head coach of the Vikings, Childress guided Minnesota to a 39-35 (.527) regular season record as the team won consecutive NFC North division titles (2008-09) for the first time in 28 years (1977-78). In 2009, the team's passing offense, led by quarterback Brett Favre, finished the season ranked eighth as Favre set career-highs in passer rating (107.2) and completion percentage (68.4%), while throwing 33 touchdown passes. During Childress' first four seasons at the helm, the Vikings' rushing offense posted the fourth-most rushing yards in the NFL (136.1 yards per game) and the third-best average per rush attempt (4.5 avg.).

Defensively, the Vikings led the NFL in rushing defense for three straight seasons (2006-08) and finished second in 2009, while leading the league with 48.0 sacks. The defensive unit also ranked sixth in the NFL in total defense in both 2008 and 2009.

Prior to joining the Vikings, Childress spent seven seasons (1999-2005) with the Philadelphia Eagles, working for current Chiefs Head Coach Andy Reid. In Philadelphia, Childress tutored the quarterbacks for three seasons (1999-01) and spent his final four years as the club's offensive coordinator (2002-05).

### CHILDRESS' FOOTBALL CAREER

1978-84	University of Illinois . . . . .	Grad. Assistant/ Running Backs/Wide Receivers
1985	Indianapolis Colts. . . . .	Quarterbacks
1986-89	Northern Arizona University . . .	Off. Coordinator
1990	University of Utah . . . . .	Wide Receivers
1991-98	University of Wisconsin	Running Backs ('91) Quarterbacks/Off. Coordinator ('92-98)
1999-05	Philadelphia Eagles . . .	Quarterbacks ('99-01) Off. Coordinator ('02-05)
2006-10	Minnesota Vikings . . . . .	Head Coach
2012	Cleveland Browns . . . . .	Off. Coordinator
2013-14	Kansas City Chiefs . . .	Spread Game Analyst/ Special Projects

During his tenure with the club, the Eagles posted a 70-42 record (.625), captured four consecutive NFC East Division titles (2001-04) and advanced to the postseason five straight seasons (2000-04). Philadelphia also represented the NFC in Super Bowl XXXIX following the 2004 season. During that year, Eagles quarterback Donovan McNabb set franchise records in passer rating (104.7) and completion percentage (64.0 pct.), while becoming the first quarterback in NFL history with more than 30 touchdown passes (31) and fewer than 10 interceptions (eight) in a single season. As offensive coordinator, Childress led a group that ranked in the top 10 in total offense twice, amassed more than 5,000 yards each season and averaged 333.8 yards per game.

Childress began his coaching career at the University of Illinois, spending the 1978 season as a graduate assistant before coaching both the running backs and wide receivers for six seasons (1979-84). In 1985, he entered the NFL ranks as he spent one season as the quarterbacks coach with the Indianapolis Colts. Over the next 13 years, he made collegiate coaching stops at Northern Arizona (1986-89), Utah (1990) and Wisconsin (1991-98). As the quarterbacks coach/offensive coordinator at Wisconsin, the Badgers appeared in five bowl games, which included Rose Bowl victories in 1993 and 1998.

Childress began his collegiate playing career at the University of Illinois before transferring to Eastern Illinois, where he played quarterback and wide receiver. He graduated from Eastern Illinois with a degree in psychology. A native of Aurora, Ill., Childress attended Marmion Christian Academy.

**Education:** Eastern Illinois (B.A. 1978). **Born:** Aurora, Ill. **Family:** Wife - Dru-Ann; Children - Andrew, Christopher, Kyle and Cara; Grandsons - Aiden and Brecken.





## EUGENE CHUNG

ASSISTANT OFFENSIVE LINE



- 23rd NFL Season
- 4th with Chiefs
- 11th Year NFL Coach
- 2nd with Chiefs

10  
Division Titles

Eugene Chung enters his second year with the Kansas City Chiefs as the assistant offensive line coach after spending his previous three seasons in the same capacity for the Philadelphia Eagles.

In 2013, Chung assisted Offensive Line Coach Andy Heck in guiding the offensive line, which proved its productivity by allowing RB Jamaal Charles to rack up 12 rushing touchdowns, tying him for first in the NFL in rushing touchdowns. He also worked with first-time Pro Bowler T Brandon Albert and the 2013 first overall draft pick T Eric Fisher.

While with the Eagles, Chung worked alongside former NFL offensive linemen and highly-respected NFL offensive line coaches Juan Castillo and Howard Mudd to guide Philadelphia's offensive line.

In his three seasons in Philadelphia, Chung helped the offensive line block for a 1,000-yard rusher in back-to-back seasons as RB LeSean McCoy picked up 1,080 yards on 207 carries (5.2 avg.) with seven rushing touchdowns in 2010. McCoy followed that up with a 1,309-yard season on 273 carries behind the Eagles offensive line in 2011. McCoy added a franchise-record 17 rushing touchdowns in 2011.



Chung played tackle at Virginia Tech (1987-91) where he earned All-American and All-Big East Conference honors. He was later inducted into Virginia Tech's Hall of Fame in 2008.

He was drafted in the first round (13th overall) by the New England Patriots in the 1992 NFL Draft and played three seasons for the Patriots (1992-94). He played in 15 games (14 starts) in 1992, started all 16 games in 1993 and appeared in three contests in 1994 due to a back injury. He was named to the AP All-Rookie Team in 1992.

During the 1993 season, New England's offensive line allowed only 23 sacks for the season, which ties for the eighth-best mark in franchise history. They

### CHUNG'S FOOTBALL CAREER

1987-91	Virginia Tech . . . . .	Offensive Lineman
1992-94	New England Patriots . . .	Offensive Lineman
1995	Jacksonville Jaguars . . .	Offensive Lineman
1997	Indianapolis Colts . . . . .	Offensive Lineman
1998-99	Kansas City Chiefs . . . . .	Offensive Lineman
2000-12	Philadelphia Eagles . . .	Offensive Lineman ('00) Asst. Offensive Line ('01-12)
2013-14	Kansas City Chiefs . . .	Asst. Offensive Line

only allowed 127 yards lost on those 23 sacks, which is the second-lowest sack yardage total given up in franchise history. The offensive line also paved the way for RB Leonard Russell to pick up 1,088 yards on 300 carries with seven rushing touchdowns.

The following year, Chung and the offensive line allowed only 22 sacks, which ranks as the seventh-best seasonal mark in team history. Teams only totaled 139 yards on those 22 sacks, which ranks as the fifth-best mark in franchise history.

In the 1994 season, QB Drew Bledsoe threw for 4,555 yards, which until 2007, was the team record for most passing yards in a single season. Bledsoe's 4,555 passing yards still rank as the fourth-best seasonal total in franchise history.

Chung was selected by the Jacksonville Jaguars in the 1995 NFL Expansion Draft where he played one season before joining the Indianapolis Colts (1997). While with Indianapolis, he blocked for QB Jim Harbaugh, who now is the head coach of the San Francisco 49ers.

With the Colts, Chung helped block for RB Marshall Faulk, who picked up 1,054 yards on 264 carries and added seven touchdowns that season.

Chung spent the 1998 and 1999 training camps with the Kansas City Chiefs and the 2000 training camp with the Philadelphia Eagles to finish his NFL playing career.

At Virginia Tech, Chung earned All-America and All-Big East honors his senior year. He was voted the Most Outstanding Lineman and a team captain for three seasons.

Chung has a brown belt in Judo and was the 1991 Core East Champion. He also plays the piano and cello. His son Kyle plays football at Virginia Tech.

**Education:** Virginia Tech (B.A. 1992). **Born:** Prince George's County, Md. **Family:** Sons - Kyle and Brandon.



## **TRAVIS CRITTENDEN**

*ASSISTANT STRENGTH  
& CONDITIONING*



- 3rd NFL Season
- 2nd with Chiefs

Travis Crittenden enters his second season as an assistant strength and conditioning coach with the Kansas City Chiefs after spending the 2012 season in the same capacity for the Philadelphia Eagles.

Prior to entering the NFL, he served as the director of football operations and general manager of Competitive Edge Sports in Atlanta, Ga., for eight years (2004-11), where he led professional athletes through offseason training and also prepared collegiate football players for the NFL Combine and pro days, in addition to working with several international and US Olympic athletes. With CES, he conducted several sports performance camps



### **CRITTENDEN'S FOOTBALL CAREER**

2000-03	Virginia Military Institute . . . . .	Tackle
2012	Philadelphia Eagles . .	Asst. Strength & Cond.
2013-14	Kansas City Chiefs . .	Asst. Strength & Cond.

and clinics around the country. He also was an advisor at Speedworx Sports and a director of sports performance at 360 Football Academy.

He played football at Fork Union Military Academy (1999) before finishing his collegiate career at Virginia Military Institute (2000-03), and he went on to play four seasons (2004-07) in the AFL at both defensive end and fullback. At VMI, he majored in psychology and education and minored in English. He competed in track and field, throwing the shot put, discus, hammer and 35lb weight.

Crittenden collaborated with fellow colleagues at CES to write and publish a book titled "Football Training Like the Pros," as well as the nationally accredited "Movement Overspeed Resistance Reaction" also known as "MORR" Certification.

**Education:** Virginia Military Institute (B.A. 2003).

**Born:** New Kent, Va.



## MARK DeLEONE

### QUALITY CONTROL



- 3rd NFL Season
- 2nd with Chiefs

Mark DeLeone enters his second campaign with the Kansas City Chiefs as a quality control coach in 2014 after holding the same position with Kansas City in 2013 and the New York Jets in 2012.

In his first season with the Chiefs, DeLeone focused on the linebackers, helping LBs Justin Houston, Derrick Johnson and Tamba Hali earn Pro Bowl berths, the second trip for Houston and third for Johnson and Hali. Under his leadership, the team racked up 47.0 sacks for 309 yards, tied for sixth in the league.

Prior to entering the NFL coaching ranks with the Jets in 2012, DeLeone served as a graduate assistant at Temple University during 2011. He also served as a quality control coach at the University of Florida in 2010, working on Head Coach Urban Meyer's staff. He worked with the wide receivers in the spring, and then moved on and worked with the offensive line and tight ends in the fall. During that season, the Gators produced seven All-SEC performers en route to their Outback Bowl victory.

In 2009, he held the titles of director of football operations and assistant offensive line coach at the



### DeLEONE'S FOOTBALL CAREER

2007-08	Iowa . . . . .	Student Assistant
2009	New Hampshire . . . . .	Dir. of Football Ops/ Asst. Off. Line
2010	Florida . . . . .	Quality Control
2011	Temple . . . . .	Graduate Assistant
2012	New York Jets . . . . .	Defensive Assistant
2013-14	Kansas City Chiefs . . . . .	Defensive Quality Control

University of New Hampshire. In that season, the Wildcats went 10-3 en route to the Colonial Athletic Association North championship and a quarterfinal showing in the Football Championship Subdivision playoffs.

He began his collegiate coaching career at the University of Iowa, where he was a defensive student assistant for Head Coach Kirk Ferentz and the Hawkeyes staff (2007-08). In 2007, he worked with the linebackers and switched to the defensive line in 2008. While with the Hawkeyes, Iowa won the 2009 Outback Bowl and produced 14 All-Big Ten selections and 22 NFL players.

DeLeone worked with two 2011 first-round NFL Draft picks in OL Mike Pouncey (Florida) and Adrian Clayborn (Iowa) during his time in the collegiate coaching ranks.

A 2009 graduate of the University of Iowa, DeLeone earned a bachelor's degree in liberal arts and sciences. DeLeone is the son of George DeLeone, the assistant offensive line coach of the Cleveland Browns.

**Education:** University of Iowa (B.A. 2009). **Born:** Syracuse, N.Y.





## GARY GIBBS

### LINEBACKERS



- 13th NFL Season
- 6th with Chiefs

06 10  
Division Titles

Gary Gibbs enters his sixth season as the Chiefs linebackers coach in 2014. He joined Kansas City in 2009 after spending three years as the defensive coordinator in New Orleans (2006-08).

Respected in both the NFL and college football ranks, Gibbs enters his 13th season in the pro game after a 22-year career on the collegiate level that featured six seasons as the head coach at the University of Oklahoma (1989-94).

Under Gibbs' guidance, LBs Tamba Hali, Derrick Johnson and Justin Houston have flourished. Hali has registered 46.5 sacks over the past four campaigns to rank fourth in the NFL. Johnson has registered 557 tackles, pacing the team in each of those seasons (147, 179, 124, 107). Houston tied for the team lead with 11.0 sacks in 2013, including a 4.5-sack performance at Philadelphia (9/19/13), helping him earn AFC Defensive Player of the Month for September.

In 2012, the trio of linebackers each earned a spot in the Pro Bowl, marking the first time in franchise history that the club has sent three linebackers to the NFL All-Star Game in the same season. The group followed up that performance by each earning a spot in the Pro Bowl following the 2013 season. Gibbs served as the club's interim defensive coordinator for the final eight games of the 2012 season.



Following the 2011 season, Hali and Johnson combined to become the first linebacking duo in team history selected to the Pro Bowl in the same season since Bobby Bell and Willie Lanier (1972 season).

Prior to joining the Chiefs coaching staff, Gibbs spent three seasons as the defensive coordinator with New Orleans (2006-08). In his first season the Saints reached the NFC Championship Game for the first time in team history. New Orleans ranked 11th in total defense, allowing 307.3 ypg that season. After ranking 28th in the league in scoring defense in 2005, the Saints ranked 13th in that category under Gibbs in 2006, allowing 20.1 ppg.

He joined the Saints after spending four seasons as linebackers coach in Dallas (2002-05). Gibbs entered the NFL coaching fraternity after one-year

### GIBBS' FOOTBALL CAREER

1972-94	Oklahoma	Linebacker ('72-74)
		Graduate Assistant ('75-77)
		Linebackers ('78-80)
		Defensive Coordinator ('81-88)
		Head Coach ('89-94)
2000	Georgia	Defensive Coordinator
2001	LSU	Defensive Coordinator
2002-05	Dallas Cowboys	Linebackers
2006-08	New Orleans Saints	Defensive Coordinator
2009-14	Kansas City Chiefs	Linebackers

stints as the defensive coordinator at LSU (2001) and Georgia (2000).

During his stay at Georgia, Gibbs tutored a defense that allowed only 18.0 ppg and ranked ninth nationally in total defense. He coached a pair of first-round draft picks and future Pro Bowlers in DE Richard Seymour and DT Marcus Stroud.

Gibbs began his football career at Oklahoma, spending 23 years at the school as either a player or a coach. Over that span, the Sooners appeared in 16 bowl games and won three national championships (1974, 1975 and 1985). In his six seasons as head coach, Gibbs guided the Sooners to three bowl games: the 1990 Gator Bowl, 1993 John Hancock Bowl and 1994 Copper Bowl.

Gibbs was largely successful in cleaning up a program that was placed on probation by the NCAA in 1988. Gibbs produced 25 NFL draftees during his head coaching stint despite probation stipulations that severely limited the school's scholarship allotment. His defense averaged 4.09 sacks per game during the 1989 campaign.

Gibbs began his coaching career at Oklahoma as a graduate assistant in 1975 before being promoted to linebackers coach in 1978. He guided the Sooners linebackers for three seasons before taking over the club's defensive coordinator duties in 1981.

Gibbs' eight-year tenure as Oklahoma's defensive coordinator produced some of the finest performances in school history. Oklahoma won the 1985 national championship and led the nation in total defense for three consecutive years (1985-87).

A linebacker at Oklahoma from 1972-74, Gibbs helped the Sooners post a 32-1-1 overall mark during his playing tenure, including a national title in 1974. Gibbs attended training camp with the New England Patriots as a rookie free agent in 1975. He lettered in both football and baseball at Spring Branch High School in Houston, Texas.

**Education:** Oklahoma (B.B.A. 1974; M.B.A. 1976). **Born:** Beaumont, Texas. **Family:** Wife - Jeanne; Children - Whitley and Jordan.



## AL HARRIS

DEFENSIVE ASSISTANT/  
SECONDARY



- 17th NFL Season
- 2nd with Chiefs
- 2nd year NFL Coach
- 2nd with Chiefs



Al Harris returns for his second season as the Chiefs defensive assistant/secondary coach in 2014. Harris started his coaching career after a 14-year NFL playing career that saw him reach two Pro Bowls and earn an All-Pro selection.

His first full season as part of the Chiefs brought with it success in the backfield. Under Harris' guidance, S Eric Berry was named a Pro Bowler for the third time and was selected for the AP All-Pro First Team. The club's defense racked up six defensive touchdowns, third most in team history, and tied for fifth in the NFL in fewest points allowed per game with 19.1, a total of 305.

In 2012, Harris served as a coaching intern with the Miami Dolphins under Head Coach Joe Philbin.



Originally drafted by the Tampa Bay Buccaneers in the sixth round (169th overall) of the 1997 NFL Draft, Harris went on to play in 194 games (128 starts) in a 14-year NFL playing career. He recorded 469 tackles (423 solo), 4.0 sacks (-22.0 yards), 21 interceptions returned for 407 yards with three returned for touchdowns, 148 passes defended, two forced fumbles and two fumble recoveries. He appeared in 12 postseason games with four playoff starts, recording 31 tackles (29 solo), one interception returned for a 52-yard touchdown, 11 passes defended and one forced fumble.

After spending his entire rookie campaign (1997) on Tampa Bay's practice squad, he was waived and claimed by the Philadelphia Eagles for the 1998 season. He was a spot contributor in the defensive

### HARRIS' FOOTBALL CAREER

1993-94	Trinity Valley Community College...	Cornerback
1995-96	Texas A&M University-Kingsville...	Cornerback
1997	Tampa Bay Buccaneers	Cornerback
1998-02	Philadelphia Eagles	Cornerback
2003-09	Green Bay Packers	Cornerback
2010	Miami Dolphins	Cornerback
2011	St. Louis Rams	Cornerback
2012	Miami Dolphins	Coaching Intern
2013-14	Kansas City Chiefs	Def. Asst./Secondary

backfield appearing as the club's nickel cornerback for five seasons (1998-2002). Starting with the 1999 season, he played for Chiefs Head Coach Andy Reid, who held the same position with the Eagles.

With the Eagles, Harris was a part of two NFC East division championship teams in 2001-02 as the team went on to compete in back-to-back NFC Championship games.

Following the 2002 season with Philadelphia, Harris was acquired by the Green Bay Packers. He spent seven seasons with the Packers (2003-09) where Chiefs General Manager John Dorsey served as the club's Director of College Scouting at the time.

With the Packers, Harris started all 102 regular season games in seven seasons with the team, including playing in five postseason games (four starts). He earned trips to the Pro Bowl following the 2007-08 seasons.

He finished his career playing three games with the Miami Dolphins in 2010 and appearing in nine games (five starts) with the St. Louis Rams in 2011.

Harris spent two seasons (1993-94) at Trinity Valley Community College in Athens, Texas, where he was a member of the 1994 national championship team. He transferred to Texas A&M University-Kingsville where he was a two-year starter and letterman (1995-96) and was a first-team All-Lone Star Conference pick as a senior.

**Education:** Texas A&M-Kingsville (B.A. 1997).  
**Born:** Pompano Beach, Fla. **Family:** Wife - Shyla; Children - Al Jr., Gavin and Gage.



## ANDY HECK

### OFFENSIVE LINE



- 23rd NFL Season
- 2nd with Chiefs
- 11th Year NFL Coach
- 2nd with Chiefs

99  
Division Titles

Andy Heck enters his 23rd year of professional football in 2014. He begins his 11th season as an NFL coach and his second as the Chiefs offensive line coach. His time in the NFL includes a 12-year career as an offensive lineman.

In 2013, Andy Heck led Kansas City's offensive line to allow RB Jamaal Charles to reach 1,287 rushing yards, enough for third-most in the NFL. T Branden Albert made his first appearance in the 2013 Pro Bowl under Heck's guidance. He also coached the 2013 first overall draft pick T Eric Fisher who saw action in 14 games (13 starts).

Prior to joining the Chiefs staff, Heck served nine years on the Jacksonville Jaguars coaching staff (2004-12), including the final seven seasons as the club's offensive line coach (2006-12). Before being promoted to that role, he was the team's assistant offensive line coach (2005) after serving as the offensive assistant/assistant offensive line coach (2004).

Under Heck's guidance in 2011, Jacksonville's offensive line paved the way for RB Maurice Jones-Drew to rush for 1,606 yards to earn the NFL rushing title.



In 2010, the Jaguars boasted the third-ranked rushing offense in the NFL, averaging 149.7 yards per game, including a 4.7 yards per carry average to rank fifth in the league. The team racked up 2,395 rushing yards to rank as the second-most in team history at that point.

In 2006 and 2007, the offensive line led the offense to the two highest single-season rushing totals in franchise history to date and two of the three lowest sack totals. The Jaguars set the single-season franchise record for rushing yards (2,541) in 2006, including a single-game franchise record 375 rushing yards against Indianapolis and allowed only 30.0 sacks, the second-fewest in team history. In 2007, the

### HECK'S FOOTBALL CAREER

1985-88	Notre Dame . . . . .	Tight End/Tackle
1989-93	Seattle Seahawks . . . . .	Tackle
1994-98	Chicago Bears . . . . .	Tackle
1999-00	Washington Redskins . . . . .	Tackle
2001-03	University of Virginia . . .	Grad. Assistant ('01-02) Tight Ends ('03)
2004-12	Jacksonville Jaguars . . .	Off. Asst./Asst. OL ('04) Assistant Offensive Line ('05) Offensive Line ('06-12)
2013-14	Kansas City Chiefs . . . . .	Offensive Line

line helped the offense to 2,391 rushing yards (149.4 per game), the most in the AFC and second-highest total in the NFL, and they allowed only 31.0 sacks, the third-fewest in franchise history.

Prior to joining the Jaguars, Heck served three seasons on the University of Virginia coaching staff, the first two seasons as a graduate assistant and the final year as tight ends coach. He tutored All-America tight end Heath Miller, who set numerous Atlantic Coast Conference tight end records for receiving and scoring. Miller was a first-round pick of the Pittsburgh Steelers in 2005.

Prior to joining the Virginia staff, Heck played in the NFL for 12 seasons (1989-2000) as an offensive lineman. He finished his playing career with the Washington Redskins, where he played for two seasons. As the starting left tackle in 1999, he blocked for an offense that ranked second in the NFL. From 1994 to 1998, Heck was a five-year starter for the Chicago Bears. In 1995, he gave up no sacks as part of an offensive line that yielded the fewest sacks in the NFL.

Heck was drafted in the first round (15th overall) by the Seattle Seahawks, where he was a unanimous All-Rookie selection in 1989. A starter for all five years with the Seahawks, he played three seasons without missing a snap.

A 1989 graduate of Notre Dame, Heck received a bachelor's degree in American studies. A first-team All-America selection, he co-captained the 1988 national championship team that finished 12-0. He was a tight end for his first three seasons at Notre Dame before moving to tackle in spring drills in his senior season.

**Education:** Notre Dame (B.A. 1989). **Born:** Fargo, N.D. **Family:** Wife - Jennifer; Children - Jonathan, Charlie, Molly and Evelyn.





## COREY MATTHAEI

### QUALITY CONTROL



- 7th NFL Season
- 2nd with Chiefs

Corey Matthaei enters his second season with the Chiefs as the club's offensive quality control coach in 2014.

In 2013, Matthaei assisted an offensive staff that saw the Kansas City offense improve exponentially as the season progressed. RB Jamaal Charles led the NFL in first downs (104), ranked second in yards from scrimmage with 1,980 and recorded the most receiving (693) yards by a running back



in Chiefs history. QB Alex Smith threw only seven interceptions, ranking him first in the NFL for fewest interceptions (min. 300 attempts) and set a career

#### MATTHAEI'S FOOTBALL CAREER

2003-06	Willamette University . . . Offensive Lineman
2007	Willamette University . . . Offensive Assistant
2008-12	Philadelphia Eagles . . . Coaching Asst. ('08-09) Assistant to the Head Coach ('10-12)
2013-14	Kansas City Chiefs . . . Offensive Quality Control

record for most pass attempts in a single season (508).

Prior to his move to Kansas City, Matthaei served three seasons under Chiefs Head Coach Andy Reid with the Philadelphia Eagles as the assistant to the head coach from 2010-12 after completing two seasons with the Eagles as a coaching assistant (2008-09). He spent 2006-07 as Philadelphia's football operations assistant for training camp.

Before embarking on his NFL career, Matthaei played on the offensive line at Willamette University in Salem, Ore., (2003-06). Upon graduating, he spent one season as the offensive assistant at his alma mater.

**Education:** Willamette University (B.A. 2007).  
**Born:** Fircrest, Wash. **Family:** Wife - Cari; Children - Taylor and Brayden.



## TOM MELVIN

### TIGHT ENDS



- 16th NFL Season
- 2nd with Chiefs



Conference Titles

01 02 03 04 06 10

Division Titles

Tom Melvin enters his second season as Kansas City's tight ends coach and is beginning his 16th season as an NFL assistant coach in 2014.

He joined the Chiefs in 2013 after spending 14 seasons on the offensive coaching staff in Philadelphia, including the last 11 years of his tenure as the Eagles tight ends coach. Prior to being elevated to tight ends coach, Melvin was the club's offensive assistant/quality control coach.

In 2013, Melvin oversaw a position group that was riddled by injury. Rookie tight end Travis Kelce was lost to a knee injury in the preseason. Veteran tight end Anthony Fasano caught 23 passes for 200 yards (8.7 avg.) with three touchdowns in only nine games (nine starts). Second-year tight end Sean McGrath, who joined the team off waivers after training camp, was the only tight end to appear in all 16 games (nine starts), leading all tight ends with 26 receptions for 302 yards (11.6 avg.) with two touchdowns.



In his time overseeing the tight ends in Philadelphia, Melvin has played a key role in the development of Brent Celek, who caught 280 passes for 3,472 yards and 20 touchdowns in his six-year career playing for Melvin and the Eagles. Celek ranked second on the Eagles squad for the second straight season with 57 receptions after hauling in 62 in 2011. He had 684 receiving yards in 2012 after registering 811 yards in 2011 with six touchdowns in the past two seasons.

In 2011, Celek topped all NFL tight ends with an average of 8.1 yards after the catch. Celek turned in one of the finest seasons ever by an Eagles tight end in 2009 with 76 receptions for 971 yards and eight touchdowns.

Melvin joined the Eagles after an eight-year

### MELVIN'S FOOTBALL CAREER

1982-83	San Francisco State . . .	Offensive Lineman
1984-85	San Francisco State . . .	Graduate Assistant
1986-87	Northern Arizona . . . . .	Running Backs/ Offensive Line/Tight Ends
1988-90	UC-Santa Barbara . . . . .	Off. Coordinator/ Offensive Line
1991-98	Occidental College .	Offensive Coordinator/ Offensive Line
1999-12	Philadelphia Eagles . . .	Offensive Assistant/ Quality Control ('99-01) Tight Ends ('02-12)
2013-14	Kansas City Chiefs . . . . .	Tight Ends

stint at Occidental College, where he served as the school's offensive coordinator and offensive line coach. In 1993, he led the Tigers to a then school record 326 points and 2,526 rushing yards on the way to an 8-1 record.

Prior to his time at Occidental, he served as the offensive coordinator/offensive line coach at the University of California—Santa Barbara. At UCSB, Melvin directed the nation's fifth-ranked offense in 1989 while coaching five All-America selections.

From 1982-83, Melvin played on the offensive line at San Francisco State University. During the 1983 season, his position coach at SFSU was current Chiefs Head Coach Andy Reid.

Following his playing career at San Francisco State, Melvin began his coaching career as a graduate assistant at his alma mater, serving on the same staff with Reid. He then moved on to Northern Arizona, where he mentored TE Shawn Collins, a first-round draft pick of Atlanta in the 1989 NFL Draft.

Melvin attended Cubberley High School in Palo Alto, Calif. Today, he holds a bachelor's degree in physical education from San Francisco State and a master's degree in educational administration from Northern Arizona.

Melvin's cousin, Bob Melvin, is a former major league catcher and current manager of the Oakland Athletics.

**Education:** San Francisco State University (B.A. 1984, M.E. 1987). **Born:** Redwood City, Calif.

**Family:** Wife - Kathy; Children - Justin, Joshua, J.T., Heather; Granddaughter - Haylee.



## MATT NAGY

### QUARTERBACKS




- 5th NFL Season
- 2nd with Chiefs

Matt Nagy enters his second season in Kansas City as the Chiefs quarterbacks coach in 2014. He is in his fifth season as an NFL assistant coach.

In his first year with the Chiefs, Nagy worked with QB Alex Smith in a season that brought him five 100.0 plus quarterback ratings, one of which was a perfect rating of 158.3 at Oakland (12/15/14). Focusing on ball protection, he coached Smith to a league-low seven interceptions with a minimum of 300 attempts and a 1.4 interception percentage, also the lowest in the NFL. Smith's interception percentage in the 2013 season has him solidified as the third-best single season mark in franchise history. Smith also earned his first Pro Bowl selection following his first season with the Chiefs in 2013.

Before joining the Chiefs coaching staff, Nagy spent three years on the offensive staff of the Philadelphia Eagles, most recently serving two seasons as the franchise's offensive quality control coach (2011-12). He was promoted to that role after he served as a coaches assistant during the 2010 campaign. His initial experience with the Eagles came in 2008 and 2009 as he served as a coaching intern during Eagles training camp.



A former quarterback for the Arena Football League, Nagy played six seasons for the New York Dragons (2002), Carolina Cobras (2004), Georgia Force (2005-06) and Columbus Destroyers (2007-

#### NAGY'S FOOTBALL CAREER

1996-00	University of Delaware. . . . .	Quarterback
2001	Manheim Central High School . .	Asst. Coach
2002-03	Cedar Crest High School . . . . .	Quarterbacks
2002	New York Dragons (AFL) . . . . .	Quarterback
2004	Carolina Cobras (AFL) . . . . .	Quarterback
2005-06	Georgia Force (AFL) . . . . .	Quarterback
2007-08	Columbus Destroyers (AFL) . . . .	Quarterback
2008-09	Palmyra Area High School . .	Off. Coordinator
2010-12	Philadelphia Eagles . .	Coaches Assistant ('10) Offensive Quality Control ('11-12)
2013-14	Kansas City Chiefs . . . . .	Quarterbacks

08). During his career, Nagy completed 65.5 percent of his passes for 18,866 yards, 374 touchdowns and a quarterback rating of 115.1.

He played collegiately at Delaware, setting more than 20 career passing records at the time, including career marks for passing yards (8,214) and touchdowns (58). He ranked second for most career attempts (895) and most career completions (502) behind former Delaware star and current Baltimore Ravens QB Joe Flacco. Nagy earned All-America honors as a senior for the Blue Hens after setting single-season records in attempts (379), yards (3,436) and touchdowns (29).

After graduating from Delaware with a degree in health and physical education, Nagy gained coaching experience at several local high schools, as he served as an assistant coach at Manheim Central (2001), the quarterbacks coach at Cedar Crest (2002-03) and the offensive coordinator at Palmyra Area High School (2008-09).

Born on April 24, 1978, in Plainfield, N.J., the Lancaster, Pa., native attended Manheim Central High School, earning all-state honors as a senior.

**Education:** University of Delaware (B.S. 2001).  
**Born:** Plainfield, N.J. **Family:** Wife - Stacey; Sons - Brayden, Tate, Jaxon and Jett.





## **BROCK OLIVO**

### *ASSISTANT SPECIAL TEAMS*



- 5th NFL Season
- 1st with Chiefs
- 1st year NFL Coach

Olivo enters his first season with the Chiefs in 2014 after spending two seasons (2012-13) as an assistant coach with Coastal Carolina where he coached the running backs and assisted on special teams.

Under Olivo's tutelage at Coastal Carolina, senior RB Lorenzo Taliaferro shattered a number of Chanticleer single-season rushing records, including yards (1,729), attempts (276), touchdowns (27), yards per game (115.3), all-purpose yards (1,882), 100-yard rushing games (nine), multi-rushing touchdown games (eight), points scored (174) and most total touchdowns scored (29). In 2012, the Chanticleers averaged 199.2 rushing yards per game to rank 25th in the Football Championship Subdivision and in 2013, Coastal Carolina ranked eighth among FCS teams, averaging 252.1 rushing yards per game. Prior to joining Coastal Carolina in 2012, Olivo spent the 2011 season as running backs coach for the Omaha Nighthawks of the United Football League (UFL).



Before joining the Omaha Nighthawks, Olivo served as head coach and offensive coordinator of the Italian National Football Team. He was also the head coach, offensive coordinator and special teams coordinator of the S.S. Lazio Marines, a Serie A1 team which competes in Italy's IFL, the country's

#### **OLIVO'S FOOTBALL CAREER**

1994-97	Missouri	Running Back
1998-2001	Detroit Lions	Running Back
2009-11	S.S. Lazio Marines	HC/OC/ST
2009-11	Italian National Football Team	HC/OC
2011	Omaha Nighthawks (UFL)	Running Backs
2012-13	Coastal Carolina	RBs/Asst. Special Teams
2014	Kansas City Chiefs	Asst. Special Teams

highest level of American football.

He spent four seasons (1998-01) with the Detroit Lions, serving as a running back as well as a captain of the Lions special teams units. During his NFL career, he appeared in 44 games, registering two carries and seven receptions, and added 15 kickoff returns for 263 yards (17.5 avg.). He also recorded two career special teams fumble recoveries and led the team in special teams tackles in two seasons. After his final season in Detroit, he played one season for the S.S. Lazio Marines.

A product of the University of Missouri, Olivo set the then-school career record for rushing yards with 3,026 from 1994-97 and led the team in scoring in three straight seasons from 1994-96. Olivo was also the nation's first recipient of the Mosi Tatupu Award, an honor bestowed on college football's top special teams player. He became just the seventh player in Missouri football history to have his number (27) retired. A 1998 graduate, he received his degree in English. While at Missouri, Olivo played for a Tigers coaching staff that included Chiefs special teams coordinator Dave Toub, who held the title of strength and conditioning coach and defensive line coach for more than a decade (1989-00). Following his NFL career, Olivo worked three years at the National Italian American Foundation.

**Education:** Missouri (B.A. 1998). **Born:** St. Louis, Mo. **Family:** Fiancé - Federica; Daughter, Sofia.



## **BRITT REID**

### *QUALITY CONTROL*



- 2nd NFL Season
- 2nd with Chiefs

Britt Reid enters his second season as a defensive quality control coach for the Kansas City Chiefs after spending the previous three seasons (2010-12) at Temple University as a graduate assistant working with the offense.

In 2013, Reid assisted specifically with the defensive line, helping NT Dontari Poe earn his first Pro Bowl berth. Kansas City ended the season tied for fifth in the NFL in points allowed per game, with just 305 points (19.1 avg.).



#### **REID'S FOOTBALL CAREER**

2009	St. Joseph's Prep . . . . .	Asst. Offensive Line
2010-12	Temple University . . . . .	Student Asst. ('10-11) Graduate Asst. ('12)
2013-14	Kansas City Chiefs . . . . .	Quality Control

Prior to his graduation, Reid served as a student assistant for the Temple football program for two seasons assisting the offense.

Reid also spent two years (2011-12) working the Steve Addazio football camp.

In 2009, he was a training camp coordinator intern for the Philadelphia Eagles, and in 2008, he was an assistant offensive line coach at St. Joseph's Preparatory in Philadelphia.

Reid has a bachelor's degree in communications from Temple University. He played football at Harriton High School and was a captain for three seasons. He played in the East-West All-Star Game as a senior.

**Education:** Temple University (B.A. 2012). **Born:** San Francisco, Calif. **Family:** Wife - Kristen. Son - Maverick.



## BARRY RUBIN

### STRENGTH & CONDITIONING



- 18th NFL Season
- 2nd with Chiefs



Division Titles

Barry Rubin enters his second season as the Chiefs strength and conditioning coach in 2014. Rubin played a critical role during his first season with the club in 2013, implementing and maintaining a strength and conditioning program throughout the year that prepared the team for its first postseason appearance since 2010.

He joined the Chiefs after serving the previous three seasons in the same capacity with the Philadelphia Eagles (2010-12).

Prior to being promoted to the Eagles Head Strength and Conditioning Coach in 2010, he was an assistant for two years (2008-09).



Before his move to Philadelphia, he spent seven years as the head strength and conditioning coach (1999-2005) and four years as an assistant for the

### RUBIN'S FOOTBALL CAREER

1976-77	Louisiana State . . . . .	Running Back/Punter
1978-80	Northwestern (La.) State . . .	Tight End/Punter
1982-83	Northeast Louisiana . . . . .	Strength Coach
1984-85	Louisiana State . . . . .	Strength & Cond.
1987-90	Northeast Louisiana . . . . .	Strength Coach
1994	Northeast Louisiana . . . . .	Strength Coach
1995-05	Green Bay Packers . . . . .	Asst. Strength & Cond. ('95-98)
		Strength & Cond. ('99-05)
2008-12	Philadelphia Eagles . . . . .	Asst. Strength & Cond. ('08-09)
		Strength & Cond. ('10-12)
2013-14	Kansas City Chiefs . . . . .	Strength & Cond.

Green Bay Packers (1995-98). During his tenure in Green Bay, the Packers earned six division titles, two NFC championship titles and a Super Bowl XXXI victory under Head Coach Mike Holmgren. He also served as a strength coach at Northeast Louisiana (1982-83, 1987-90 and 1994) and LSU (1984-85).

Rubin was inducted into the USA Strength and Conditioning Coaches Hall of Fame in 2003.

He played tight end and punter at Northwestern (La.) State from 1978-80 after serving as a running back and punter at LSU from 1976-77.

**Education:** Northwestern (La.) State (B.A. 1981). **Born:** Monroe, La. **Family:** Wife - Nicole; Daughter - Daley.





## **BRENT SALAZAR**

**ASSISTANT STRENGTH  
& CONDITIONING**



- 8th NFL Season
- 8th with Chiefs

05 10  
Division Titles

Brent Salazar begins his eighth season in Kansas City as the assistant strength and conditioning coach in 2014 after joining the club in that capacity in 2007.

Salazar works alongside strength and conditioning coach Barry Rubin and assistant strength and conditioning coach Travis Crittenden in the implementation of Kansas City's year-round conditioning and training program.

A well-respected strength coach, during his time with Kansas City, his talents have been retained by two different coaching staffs, including two different head strength and conditioning coaches.



Prior to joining the Chiefs, Salazar served as the assistant director of athletic performance at the University of the Pacific in 2006. He was responsible for designing and implementing the training regimens for seven different varsity sports during his time with the Tigers.

The Denver, Colo., native served as a graduate intern at UNLV in 2005. Salazar assisted the Rebels' strength and conditioning staff in their regimen with the football team. He was directly responsible for overseeing the training program for the men's tennis

### **SALAZAR'S FOOTBALL CAREER**

2002-03	New Mexico . . . . .	Strength & Cond. Intern
2005	Denver Broncos . . .	Strength & Cond. Intern
2005	UNLV . . . . .	Strength & Cond. Intern
2006	Pacific . . . . .	Asst. Dir. of Athletic Performance
2007-14	Kansas City Chiefs . .	Asst. Strength & Cond.

squad and men's soccer team. Salazar originally started working in the NFL as an intern for the Denver Broncos during the 2005 NFL offseason.

Salazar gained a wealth of knowledge as a performance coach at Velocity Sports Performance in 2006. He was instrumental in preparing collegiate football players for the NFL Combine. He also worked with a wide variety of collegiate and professional athletes.

Salazar served an internship at Athletes' Performance, where he assisted athletes with all functional movement and strength programs. He also worked closely with the trainers in developing rehab regimens.

Prior to joining the private sector, Salazar was a graduate intern at the University of New Mexico. He was responsible for the training of the Lobos' baseball squad while helping with the football team.

Salazar was a member of the men's tennis program at New Mexico from 1998-03, earning All-Mountain West Conference honors after helping New Mexico earn a share of the MWC Championship in 2003. He is a certified Strength and Conditioning Specialist by the National Strength and Conditioning Association. He earned a degree in Exercise Physiology from New Mexico.

**Education:** New Mexico (B.S. 2003). **Born:** Denver, Colo. **Family:** Wife - Kendra.



## EMMITT THOMAS

### DEFENSIVE BACKS



- 47th NFL Season
- 18th with Chiefs
- 34th Year NFL Coach
- 5th with Chiefs



Super Bowls



AFL Titles



Conference Titles



HOF 08



Division Titles

Emmitt Thomas returned to his football roots in Kansas City in 2010, joining the Chiefs as the defensive backs coach. Inducted into the Pro Football Hall of Fame in 2008 and the Chiefs Hall of Fame in 1986, Thomas played cornerback for 13 seasons with Kansas City (1966-78) and finished his career with a franchise-record 58 interceptions. He was inducted into the Missouri Sports Hall of Fame in 2012 and the Texas Sports Hall of Fame in 2009.

Thomas enters his 34th season as an NFL assistant coach (5th in Kansas City) and his 47th overall NFL campaign in 2014. He was a member of both of Kansas City's Super Bowl squads, registering four INTs during the club's postseason run in 1969 that culminated with a win in Super Bowl IV. He also owns a pair of Super Bowl rings working on Joe Gibbs' staff with the Washington Redskins.

In 2013 the club finished first in the NFL in points off takeaways (147) and finished tied for fifth in points allowed per game (19.1). S Eric Berry made his third trip to the Pro Bowl following the 2013 season under Thomas' guidance.



In 2010, Kansas City allowed its opponents to compile a 78.1 passer rating, the eighth-lowest mark in the NFL. In 2011, the Chiefs ranked sixth in the NFL in passing yards per game allowed with 201.3 yards. That mark was an 18.6-yard improvement over the 2010 season.

Prior to re-joining the Chiefs, Thomas spent eight seasons coaching with the Atlanta Falcons (2002-09), including a stint as interim head coach for the final three games in 2007. He owns seven seasons of NFL experience as a defensive coordinator, including a two-year tenure in that role with Minnesota (2000-01). The Vikings won the NFC Central and advanced to the NFC Championship Game during the 2000 season, and he held the same capacity with Green Bay (1999), helping CB Mike McKenzie earn all-rookie accolades.

He served as defensive coordinator for four seasons in Philadelphia (1995-98). In 1998, the Eagles defense led the NFL in pass defense (170.0 ypg) and was third in the league in sacks per pass

### THOMAS' FOOTBALL CAREER

1962-65	Bishop College (Texas).....	QB/WR
1966-78	Kansas City Chiefs .....	Cornerback
1979-80	Central Missouri .....	Def. Coord. ('79)
		Secondary ('80)
1981-85	St. Louis Cardinals .....	Tight Ends/WRs
1986-94	Washington Redskins .....	WRs ('86)
		Secondary ('87-94)
1995-98	Philadelphia Eagles .....	Defensive Coord.
1999	Green Bay Packers.....	Defensive Coord.
2000-01	Minnesota Vikings.....	Defensive Coord.
2002-09	Atlanta Falcons .....	Secondary ('02-03)
		Senior Def. Asst./Secondary ('04-06)
		DBs/Interim Head Coach ('07)
		Asst. Head Coach/Secondary ('08-09)
2010-14	Kansas City Chiefs .....	Defensive Backs

attempt (8.6). Philadelphia finished fifth in the NFL in total defense in 1996 and fourth in 1995, advancing to the playoffs both of those years.

Thomas spent nine seasons as an assistant coach with Washington (1986-94), where he coached two Pro Football Hall of Famers – CB Darrell Green and WR Art Monk. Thomas served as the secondary coach his final eight campaigns with the Redskins, helping Green earn three Pro Bowl berths.

Thomas helped guide the Redskins to five playoff appearances, including wins in Super Bowl XXII and Super Bowl XXVI. He began his tenure with the club as receivers coach in 1986 when both Monk and WR Gary Clark earned Pro Bowl honors.

The Angleton, Texas, native began his NFL coaching career as the wide receivers/tight ends coach with the St. Louis Cardinals (1981-85). Under Thomas' tutelage, WR Roy Green tied for the NFC lead with 78 receptions in 1983. He began his coaching career at Central Missouri (1979-80).

Thomas registered 58 INTs in 181 regular season games, the fourth-highest total in NFL history among pure cornerbacks. His 938 INT return yards are also a Chiefs record. He also produced five INT return TDs and seven fumble recoveries.

He was named to the Pro Bowl or the AFL All-Star Game on five occasions and was a first-team All-Pro selection in 1974 when he led the NFL with 12 INTs. He won two AFL titles with the Chiefs and was a member of the club's Super Bowl I squad, as well as the club's team that claimed a victory in Super Bowl IV. Thomas joined the Chiefs as an undrafted free agent in 1966 from Bishop College in Dallas, Texas, where he played quarterback and wide receiver.

**Education:** Bishop College (B.S. 1965). **Born:** Angleton, Texas. **Family:** Wife - Jacqui; Children - Derek and Dedra.



## **RICK BURKHOLDER**

### **HEAD ATHLETIC TRAINER**



- 22nd Year in NFL
- 2nd with Chiefs



Conference Titles



Division Titles

Known as one of the top athletic trainers in the National Football League, Rick Burkholder enters his 22nd NFL season, and his second with the Chiefs, in 2014.

On Feb. 19, 2014, Burkholder received one of the highest honors in his profession, as he was elected to a three-year term as President the Professional Football Athletic Trainers Society (PFATS). The goal of PFATS is to serve the players of the NFL, the member Clubs and other members of the community, while ensuring the highest quality of health care provided to the NFL.

Spending 14 years with Chiefs Head Coach Andy Reid, who held the same position with the Philadelphia Eagles (1999-2012), Burkholder became well known for his expertise in his rehabilitation programs. He and his staff were recognized by their peers following the 2010 season, being named the NFL's top training staff for the year.

Throughout his career, Burkholder has had numerous success stories rehabilitating players. In 2004, an aggressive rehabilitation program allowed wide receiver Terrell Owens to return from a surgically-repaired ankle in seven weeks to play in Super Bowl XXIX with the Eagles.



He also headed Duce Staley's complicated rehabilitation program in 2001 that allowed him to return to the field after suffering a severe Lis Franc sprain in his foot. The process went so well, Burkholder has since been published and has spoken nationally on the Lis Franc injury and its rehabilitation process.

In addition, Burkholder also designed a rehab program for Steelers cornerback Rod Woodson in 1995 after he suffered a torn anterior cruciate ligament (ACL) in the season opener. With the rehab program, Woodson returned just four and a half months after surgery to play in Super Bowl XXX.

### **BURKHOLDER'S FOOTBALL CAREER**

1986	New England Patriots . . . . Summer Intern/ Athletic Training
1988-90	University of Arizona . . . . Graduate Asst./ Athletic Trainer ('88-89) Asst. Athletic Trainer ('90)
1991-93	University of Pittsburgh . . Asst. Athletic Trainer
1994-98	Pittsburgh Steelers . . . Asst. Athletic Trainer
1999-12	Philadelphia Eagles . . . . Head Athletic Trainer
2013-14	Kansas City Chiefs . . . . Head Athletic Trainer

Burkholder has been very proactive in sports medicine, emphasizing programs that prevent and combat dehydration, asthma, and lower back injuries. In Philadelphia, he was instrumental in injury prevention as well by modifying the team's stretching program and instituting a torso-strengthening program known as "back school."

Burkholder joined the Eagles training staff in February of 1999 after spending six season as an assistant athletic trainer with the Pittsburgh Steelers.

Prior to joining the Steelers staff in 1993, the Carlisle, Pa., native spent three seasons as an assistant football athletic trainer at his alma mater, the University of Pittsburgh. A 1987 Pittsburgh graduate, Burkholder went on to earn his master's degree in athletic training from the University of Arizona where he spent two seasons as a graduate assistant and another as an assistant athletic trainer.

Burkholder is a certified athletic trainer and a member of the National Athletic Trainers Association, the Pennsylvania Athletic Trainers Society, and the Professional Football Athletic Trainers Society (PFATS). While with Philadelphia, he served as the NFC head athletic trainer representative on the PFATS executive committee.

Burkholder first gained NFL experience serving as a summer intern with the New England Patriots training staff in 1986. He was influenced by his father, Richard, a long-time athletic trainer at Carlisle High School, and his mother, Nancy, a registered nurse.

In 2003, Burkholder and his father were named distinguished alumni of Carlisle High School and in 2013 Rick was honored with the Pennsylvania Athletic Trainers Society Distinguished Merit Award.

**Education:** Pittsburgh (B.S. 1987), Arizona (M.S. 1989). **Family:** Wife - Kristine; Children - Quinn Taylor and Carly Ann.



## COACHING SUPPORT STAFF AND ASSISTANTS



### MIKE FRAZIER

#### Statistical Analysis Coordinator



Mike Frazier enters his second year as the Chiefs Statistical Analysis Coordinator in 2014. He arrived in Kansas City in 2013 after spending 10 seasons in the same role with the Philadelphia Eagles (2003-12).

In his current position, he assists Head Coach Andy Reid and the Chiefs coaching staff with player statistics, situational analysis, as well as team and league-wide trends.

Frazier joined the Eagles following his graduation from The College of Wooster in Wooster, Ohio (1999-03). While completing his undergraduate degree, Frazier held internships with Smith Barney and Wachovia Securities. He also interned with the Philadelphia Eagles in 2002 where he worked with Reid, Chiefs Spread Game Analyst/Special Projects coach Brad Childress and a number of current Chiefs assistant coaches who served on the Eagles' coaching staff.

**Education:** The College of Wooster (B.A. 2003).

### JOE D'ORAZIO

#### Sr. Asst. to the Head Coach



Joe D'Orazio begins his second year with the Chiefs in 2014 and his second season as the Senior Assistant to Head Coach Andy Reid.

D'Orazio spent 2012 at Utah, serving as a defensive graduate assistant for the football team. In 2011, he coached the tight ends at the University of Chicago. Prior to his first college position, D'Orazio spent the summer of 2010 as a training camp operations intern for the Philadelphia Eagles.

D'Orazio was a four-year letterman and a two-year starter at center for the Penn Quakers, serving as a team captain as a senior in 2010. He earned first-team All-Ivy League honors twice in his collegiate career, and helped the Quakers win the Ivy League championship in 2009 and 2010.

D'Orazio earned a bachelor's degree in economics from the Wharton School of Business in 2011. He is a native of Bryn Mawr, Pa.

**Education:** University of Pennsylvania (B.S. 2011).

### DINO VASSO

#### Coaching Assistant



Dino Vasso begins his second year with the Chiefs as the team's coaching assistant in 2014.

Vasso originally joined the Chiefs after spending one season (2012) at the University of Missouri as the Tigers defensive graduate assistant. At Missouri, Vasso assisted with the recruiting and compilation of information for the defensive prospects for the Tigers. Prior to joining Mizzou, Vasso served as an offensive intern at Temple (2011).

Vasso was a four-year letterman and starter at defensive back at the University of New Hampshire (2006-10), starting 51 consecutive games. He earned first-team AFCA All-American honors as a senior. He recorded 18 career interceptions for 238 yards with three interception returns for touchdowns. He added 287 tackles, with six tackles for loss, 41 passes defended, two forced fumbles and one fumble recovery. He also recorded one punt return for five yards and 16 kickoff returns for 369 yards (23.1 avg.).

Prior to his collegiate career, Vasso lettered in football, basketball and track at Ridley High School.

He earned a bachelor's degree in studio arts from the University of New Hampshire in 2011. He is a native of Crum Lynne, Pa.

**Education:** University of New Hampshire (B.A. 2011).



## CHRIS BALLARD

### Director of Player Personnel



Chris Ballard enters his 14th season in NFL personnel and begins his second season as Kansas City's Director of Player Personnel in 2014.

With the Chiefs, Ballard oversees the college and pro scouting departments and works directly with General Manager John

Dorsey on player acquisition. He also works directly with Director of Pro Scouting Will Lewis and Director of College Scouting Marvin Allen to lead the Chiefs scouting efforts.

Along with Dorsey, Ballard and the personnel staff see the benefit in continuously scouring available players to be contributors in various roles on the team, whether it is on the active roster or the practice squad. In 2013, the personnel staff turned over a number of players on a Chiefs roster that went 2-14 in 2012. By the time the season was over, there were a total of 30 new players on the 53-man roster that reached the playoffs as a Wild Card contender after finishing second in the AFC West.

Prior to joining the Chiefs in 2013, Ballard spent the previous 12 seasons with the Chicago Bears personnel department, first as a Southwest Area Scout (2001-11) and then as the Director of Pro Scouting (2012).

During his time in Chicago, the Bears reached the playoffs four times, winning four NFC North titles (2001, 2005, 2006 and 2010) and appearing in two NFC Championship Games (2006 and 2010). In 2006, the Bears won the NFC Championship and advanced to Super Bowl XLI in Miami.

In his time with the Bears, Ballard helped Chicago draft Pro Bowlers Matt Forte, Johnny Knox, Charles Tillman, Tommie Harris, Nathan Vasher and Henry Melton. He was also directly involved in many notable acquisitions and trades, including the signings of Brandon Marshall, Michael Bush, Jermon Bushrod, Martellus Bennett, D.J. Williams and James Andersen.

Prior to his time with Chicago, Ballard spent seven seasons as a coach at Texas A&M-Kingsville under 2012 College Football Hall of Fame inductee Head Coach Ron Harms. Ballard started his Javelinas coaching career in 1994 coaching the wide receivers. From 1995-99, he was the secondary coach. In his final season at Texas A&M-Kingsville, Ballard served as defensive coordinator. During his time with the Javelinas, Ballard helped mentor future NFL players Richard Jones, Karl Williams, Floyd Young and current Chiefs Defensive Assistant/Secondary Coach Al Harris. Those Javelinas teams produced first-round draft pick Jermaine Mayberry, as well.

Ballard played four years of collegiate football at the University of Wisconsin-Madison, graduating with a Bachelor of Arts Degree in 1993. After suffering multiple knee injuries, Ballard served as a student assistant for his senior year.

**Education:** Wisconsin (B.A. 1993). **Family:** Wife - Kristin; Children - Kierstyn, Cole, Sunnie, Cash, Rainn.

## WILL LEWIS

### Director of Pro Scouting



Will Lewis begins his second season as Kansas City's Director of Pro Scouting in 2014. Prior to joining Kansas City's personnel department in 2013, Lewis previously spent 13 years in the Seattle Seahawks front office (1999-11).

In his current position with the Chiefs, Lewis oversees the scouting of all players with pro playing experience and works closely with General Manager John Dorsey and Director of Pro Personnel Chris Ballard in the roster management of players with professional experience.

In 2013, Lewis helped Dorsey direct the personnel staff to execute a 'second draft' just before the start of the regular season, identifying talented players with NFL experience who were cut by teams after training camp. In this move, the Chiefs waived six players from the final roster and signed seven players. Six of the seven players finished the season on Kansas City's active roster, quite an accomplishment, considering none of the players spent any time with the team during training camp.

In Seattle, Lewis most recently served as Vice President of Football Operations (2010-11) after joining the Seahawks staff as the team's Director of Pro Personnel on May 20, 1999. While with the Seahawks, Lewis worked closely with General Manager John Schneider and Executive VP of Football Operations and Head Coach Pete Carroll in the day-to-day management of the pro personnel and college scouting departments.

Before joining Seattle, Lewis spent three years with the Green Bay Packers (1997-99), first as a pro scout (1997) and then as the Packers' Assistant Director of Pro Personnel (1998-99). While with Green Bay, Lewis began his association with Dorsey and current Chiefs Head Coach Andy Reid, who served as the Packers' quarterbacks coach (1997-98).

Prior to joining the Packers organization, Lewis served as a defensive assistant coach for the Atlanta Falcons (1995-96).

Lewis was signed by the Seattle Seahawks as an undrafted free agent cornerback in 1980 out of Millersville State (Pa.). He appeared in 26 games, returning 45 kickoffs for a 21.4-yard average and 56 punts for an 8.0-yard average, including a 75-yard touchdown.

Following his career with the Seahawks, he played three seasons with the Houston Gamblers of the USFL (1983-85) and three seasons in the Canadian Football League.

Lewis began his coaching career in NFL Europe with the New York/New Jersey Knights from 1991-92. He also coached defensive backs at his alma mater, Millersville State, from 1992-93. He also enjoyed stints at the University of Maine (1994) and the University of West Virginia (1995).

Lewis and his wife, Kimmerly, have three sons and a daughter.

**Education:** Millersville State (Pa.) (B.S. 1980). **Family:** Wife - Kimmerly. Children - three sons, Ryan, Drew and Troy, and daughter, Krysta.



## MIKE BORGONZI

### Assistant Director of Pro Scouting



Mike Borgonzi begins his sixth season with Kansas City in 2014 and enters his second year as the club's Assistant Director of Pro Scouting.

Borgonzi was promoted to his current post in May 2013 after two seasons as the club's Pro Personnel Scout. In his current role,

he assists General Manager John Dorsey, Director of Player Personnel Chris Ballard and Director of Pro Scouting Will Lewis with the scouting of all current players with professional playing experience, as well as the scouting of future Chiefs opponents.

In 2010, he served as the Manager of Football Operations where he coordinated all the team's logistics, managed day-to-day football operations and wrote up player evaluation reports on a weekly basis for the club's advance scouting.

In 2009, Borgonzi served as the team's college scouting administrator. Prior to joining the Chiefs, he served two seasons as the Assistant Recruiting Coordinator at Boston College (2007-08). Prior to a stint in the financial sector, he served as tight ends coach at Amherst College in 2002.

The Everett, Mass., native had a tryout with the Buffalo Bills in 2002 and attended training camp with the Green Bay Blizzard of Arena Football 2 in 2003 before an injury forced his retirement. He was a four-year starter as a fullback at Brown University, earning All-Ivy League honors three times.

**Education:** Brown (B.A. 2002). **Family:** Wife - Jill.

## RANDY BALL

### Pro Personnel Scouting Assistant



Randy Ball enters his second season as Kansas City's Pro Personnel Scouting Assistant in 2014. Prior to joining the Chiefs in 2013, Ball served as the Director of Player Personnel for the Las Vegas Locomotives of the United Football League (UFL).

Before moving to the UFL, Ball served as the defensive line coach at Drake University in 2007.

He served as the head coach at Missouri State University in Springfield, Mo., from 1999-2005, compiling a 34-42 record in seven seasons with the Bears football program.

Prior to joining Missouri State, Ball was head coach at Western Illinois (1990-98), leading the Leathernecks program to a 64-41-1 record in nine seasons. That total ranked him first at Western Illinois in total wins and sixth in winning percentage (60.8%).

In 1997, Ball was the Eddie Robinson Award finalist for the national coach of the year, in addition to being named the Bruce Craddock Award recipient and Gateway Conference Coach of the Year.

Ball was named the American Football Coaches Association Regional Coach of the Year in 1998 after leading the Leathernecks to their second outright conference title in school history with a 6-0 record.

Prior to being named head coach in 1990, Ball served as an assistant coach at Western Illinois for seven years (1982-89).

As a student-athlete, Ball was team captain and earned all-conference honors (1970-71) as part of the Northeast Missouri State football program (now known as Truman State University) in Kirksville, Mo. He was a member of three league championship teams between 1969-72 and was a two-time All-MIAA offensive guard. He graduated from Truman State in 1973 with a degree in physical education and earned a master's degree in 1977 from the University of Missouri.

He spent four years as a high school coach before coaching stints at Missouri Western (1977), Illinois State (1978-80) and his alma mater, Truman State (1982).

A native of Muskogee, Okla., Ball prepped at Columbia Hickman High School, earning varsity letters in both football and track and field (1966-68).

**Education:** Truman State (B.S.E. 1973), Missouri (Ed.M. 1977). **Family:** Wife - Sandi. Children - son, Andy, daughter, Kati. The Balls have three grandchildren.





## MARVIN ALLEN

### Director of College Scouting



Marvin Allen enters his 22nd NFL season and his second campaign as Kansas City's Director of College Scouting in 2014.

In his role with the Chiefs, he assists General Manager John Dorsey and Director of Player Personnel Chris

Ballard in all aspects of the scouting of college football players across the country. He also helps oversee the team's staff of out-of-town scouts.

Prior to joining the Chiefs in 2013, Allen spent four years with the Atlanta Falcons as the organization's Eastern Regional Scout (2009-12) and was promoted to National Scout prior to his departure in 2013.

Before beginning his tenure in Atlanta, Allen spent 16 seasons with the New England Patriots (1993-08), including his last 12 in the player personnel department as an Area Scout (1997-08).

A graduate of Tulane University, Allen was selected in the 11th round (294th overall) of the 1988 NFL Draft by the New England Patriots. In four seasons with New England, he registered 94 carries for 378 yards (4.0 avg.) with two touchdowns.

**Education:** Tulane (B.A. 1988).

## MATT DONAHOE

### National Scout



Matt Donahoe begins his second season in Kansas City, and his first as National Scout in 2014. He joined the Chiefs Player Personnel department in 2013 as a Scouting Intern where he assisted with daily scouting activities, compilation of information and attended various pro

games, college pro days and all-star games

Prior to joining the Chiefs, Donahoe spent the summer of 2012 in a summer scouting internship for the Green Bay Packers where he began his association with current Chiefs General Manager John Dorsey as he held the position of Director of Football Operations. Donahoe also spent multiple summers working as a ball boy for both the Steelers and the Bills at their training camps.

The Pittsburgh, Pa., native lettered four years as a part of the Allegheny golf team where he was a two time Academic All-American. Donahoe graduated with a Bachelor of Arts in Economics and minored in Communication Arts.

**Education:** Allegheny College (2012).

## DOM GREEN

### Asst. Director of College Scouting



Dom Green begins his sixth season in Kansas City in 2014. He was promoted to Assistant Director of College Scouting in May 2013 after serving four seasons with the club, including three years as East regional scout (2010-12) and SE Area Scout (2009).

Prior to joining the Chiefs in 2009, Green spent three campaigns as a scout with Tampa Bay (2006-08), including one year at Mid-Atlantic scout (2006) and two years as Southeast scout (2007-08). He previously served as the head coach at Southwest Mississippi Community College (2001-05) after coaching the offensive and defensive lines for two campaigns (1999-00). Green spent three seasons as an assistant coach at Middle Tennessee State (1995, 1997-98). He served as a strength intern with the Miami Dolphins in 1996.

The Largo, Fla., native served as a graduate assistant at the University of Mississippi (1993-94), working with the defensive backs, offensive line and as a strength coach. Green began his coaching career as a graduate assistant at Mississippi College in 1992, working with tight ends and offensive tackles.

Green played center and guard at Mississippi College and was part of the 1989 NCAA Division II National Championship team.

**Education:** Mississippi College (Ed.M. 1993), (B.S. 1991). **Family:** Wife - Jennifer; Children - Jackson and Mary Lauren.

## WILLIE DAVIS

### Area Scout



Former Chiefs WR Willie Davis enters his ninth season as an area scout with the Chiefs in 2014, scouting the Southwest for the Chiefs. He was recognized as the AFC Scout of the Year by the Fritz Pollard Alliance following the 2013 season.

Davis enjoyed a five-year playing career with the Chiefs (1991-95), playing in 63 games (58 starts), catching 172 passes for 3,014 yards (17.5 avg.) with 20 TDs. After spending the 1990-91 seasons on the club's practice squad, he honed his skills with the World League's Orlando Thunder and was named the Chiefs Mack Lee Hill Award winner following the 1992 campaign. Davis spent three seasons (1996-98) with Houston/Tennessee. In 108 career NFL games (97 starts), Davis accumulated 286 receptions for 4,503 yards with 33 touchdowns.

The Central Arkansas product served an NFL Minority Coaching Fellowship with Indianapolis in 2005 and with Kansas City in 2004 after serving as wide receivers coach at Arkansas - Pine Bluff in 2003. A native of Altheimer, Ark., Davis concluded his collegiate career at Central Arkansas with 63 catches for 667 yards and 10 TDs.

**Education:** Central Arkansas (B.S. 2006) **Family:** Wife - Sheronda; Children - Taylor, Andre, William, Vincent, Avri, Tiana, Jeremy and Chelsea.



## TERRY DELP

### Area Scout



Terry Delp enters his 14th year with the Chiefs and is in his ninth season as an area scout for the club, currently scouting the Midlands.

Delp originally joined the Chiefs as an intern in the personnel department following his graduation from the University of

Kansas in 2001.

Prior to being named one of the club's area scouts, he served as Scouting Administrator/Football Operations for the Chiefs. In that role, he evaluated talent at local colleges, assisted in the department's preparation for the NFL Draft and helped maintain the team's college scouting database. Delp also handled a number of operational duties for the club, including work with the team's football budget.

A graduate of Great Bend High School in Great Bend, Kan., Delp was an all-area selection as both a cornerback and wide receiver on the football squad. He also lettered in basketball, baseball and tennis.

**Education:** Kansas (B.S. 2001). **Family:** Wife - Jennifer; Children - Jackson and Carson.

## RYNE NUTT

### Area Scout



Ryne Nutt enters his fifth season in the Chiefs personnel department and his third as an area scout in 2014, covering the Northeast part of the country.

Prior to being promoted to an area scout in 2012, Nutt spent his first two NFL seasons

as a scouting assistant in the Chiefs personnel department (2010-11).

Prior to joining the Chiefs, Nutt spent one season as the tight ends coach at Wagner College (2009). In 2008, he served as the defensive line coach at Iona College. After spending four seasons playing offensive line for Central Connecticut State and graduating Summa Cum Laude, Nutt served as a summer camp volunteer coach for the Blue Devils.

Nutt was a Mid-Major All-American on the field, as well as an academic All-American his junior and senior years.

**Education:** Central Connecticut State (2007).

## TREY KOZIOL

### Area Scout



Trey Koziol begins his second season with the Kansas City Chiefs as an area scout in 2014. Prior to joining the Chiefs in 2013, Koziol spent four years as a pro scout with the Tennessee Titans (2009-12).

In his role as an area scout, Koziol scouts

college players with future NFL potential on the West Coast.

With Tennessee, Koziol helped scout future Titans opponents and assessed talent in all professional leagues, including the NFL, the CFL and the Arena Football League. He also helped coordinate free agent visits and tryouts, and monitored the NFL transactions. He originally joined Tennessee as an intern for the 2008 season.

After attending Hinsdale Central High School in Hinsdale, Ill., Koziol attended Boston College where he played tight end from 2003-2007 alongside Chiefs College Scouting Coordinator Ryan Poles. He graduated with a degree in history. After having his career cut short due to injuries, he returned to Boston College as a graduate assistant in 2008 prior to joining Tennessee.

**Education:** Boston College (2007).

## PAT SPERDUTO

### Area Scout



Veteran National Football League scout Pat Spurduto enters his sixth season as an area scout with Kansas City in 2014.

Prior to joining the Chiefs in 2009, Spurduto spent eight seasons as a college and pro scout with the Tennessee Titans (2001-08).

He served as the head coach for the Arena Football League's Columbus Destroyers in 2008. He also enjoyed two different stints with the AFL's Nashville Kats, serving as the Director of Football Operations and Head Coach from 1998-01 and again from 2005-07. Spurduto won three AFL championships, two as a player (1991 and 1993) and one as an assistant coach (1995) with the Tampa Bay Storm.

**Education:** Massachusetts - Boston (B.A. and B.S. 1989). **Family:** Wife - Laura; Children - Roseann, Cosmo and Sofia.

## PLAYER PERSONNEL



### BRETT VEACH

#### *Pro and College Personnel Analyst*



Brett Veach enters his second season as a member of the Chiefs player personnel department and his fifth as an NFL scout in 2014. He joined the Chiefs after spending six years with the Philadelphia Eagles organization.

Most recently, Veach served as a southeast regional scout (2011-12) after originally joining Philadelphia's player personnel department as a pro and college scout in 2010. Prior to entering the scouting department, Veach served as an assistant to Head Coach Andy Reid for three seasons (2007-09) while Reid held the same title with the Philadelphia Eagles.

Before joining the Eagles, Veach served as supervisor of intercollegiate athletic events at his alma mater, the University of Delaware (2005-06). He was a four-year letterman as a wide receiver for the Blue Hens, catching 99 passes for 1,470 yards (14.8 avg.). He left Delaware as the school's all-time leader in kickoff return yards with 1,558 yards.

Veach earned a bachelor's degree in health and physical education and a master's degree in education from Delaware. Along the way, he earned Atlantic 10 Conference All-Academic honors three times during his collegiate career.

Born Dec. 19, 1977 in Mt. Carmel, Pa., Veach was a standout running back for Mt. Carmel High School where he was named state player of the year in 1996 and was a two-time all-state selection. He was also selected to participate in the Big 33 game between the top high school players from Pennsylvania and Ohio.

**Education:** Delaware (B.S. 2002, Ed.M. 2004).

### RYAN POLES

#### *College Scouting Coordinator*



Ryan Poles enters his sixth season with the Kansas City Chiefs in the team's Player Personnel Department in 2014. He is in his second season as the team's College Scouting Coordinator after spending three seasons as the club's College Scouting Administrator (2010-12).

Poles originally joined the Chiefs in 2009 as the team's Player Personnel Assistant.

Prior to joining the Chiefs, Poles served as a Recruiting Assistant for his alma mater, Boston College (2008-09), after signing with the Chicago Bears as an undrafted free agent in 2008.

The Canandaigua, N.Y., native played offensive tackle for five seasons for the Golden Eagles (2003-07), protecting current Atlanta Falcons QB Matt Ryan. At Boston College, he played alongside Chiefs Area Scout Trey Koziol, who was a tight end for the Golden Eagles. Poles was honored with the Paul Cavanaugh Award in 2007 as the student-athlete with total commitment to football both on and off the field and for his dedication to volunteerism, ethics and community. He played his prep football at Canandaigua Academy in Canandaigua, N.Y.

**Education:** Boston College (2007). **Family:** Wife - Katie; Child - Mason.

### DAN ZEGERS

#### *Player Personnel Assistant*



Dan Zegers enters his second year as Kansas City's Player Personnel Assistant in 2014. He worked with the Green Bay Packers organization for nine seasons as an equipment assistant (2004-12) and a scouting assistant during the

2008-2013 NFL Drafts, where he began his association with Chiefs General Manager John Dorsey who spent more than two decades with the Packers organization.

In his current role with Kansas City, Zegers assists Dorsey with various administrative responsibilities, coordinates free agent workouts and helps in the preparation of advance scouting and the NFL Draft.

Zegers attended St. Norbert College (2007-11) in De Pere, Wis., graduating with a degree in business administration and leadership. He attended De Pere High School in De Pere, Wis.

**Education:** St. Norbert College (B.A. 2011). **Family:** Wife - Amanda.



## FOOTBALL ADMINISTRATION



### **TRIP MacCracken**

#### *Director of Football Administration*



Trip MacCracken enters his fifth year as the Chiefs Director of Football Administration in 2014. He arrived in Kansas City after spending 11 seasons with Cleveland (1999-09), where his duties included contract negotiations, as well as other responsibilities in football operations. During his tenure with the Browns, he served as Legal Counsel (2009), Director of Football Administration (2006-08), Salary Cap Coordinator (2001-05) and Salary Cap Administrator (1999-00).

Prior to joining the Browns, MacCracken served an internship at the NFL Management Council in 1998. He earned a degree from the Duke University School of Law in 1999 after graduating Cum Laude from Hamilton College in Clinton, N.Y. in 1996. During the fall of 1994, the Hudson, Ohio, native interned at the White House and worked for the Washington Redskins on game days. MacCracken captained the football and baseball teams as a prep at Hawken School in Gates Mills, Ohio.

**Education:** Duke University School of Law (J.D. 1999), Hamilton College (B.A. 1996). **Family:** Wife - Beth, Children - A.J., Ellie and Tristan.

### **BRANDT TILIS**

#### *Director of Salary Cap & Football Operation Analytics*



Brandt Tilis begins his fifth season as Kansas City's Salary Cap/Contract Analyst in 2014. In his current role, Tilis assists the Player Personnel Staff through database management, contract and statistical analysis and also serves as the club's main liaison between Kansas City's front office and the NFL Management Council.

Prior to joining the Chiefs, Tilis spent more than two years working in the Labor Operations Department for the National Football League Management Council (2007-09). While at the league office, Tilis served as Labor Operations Coordinator (2008-09) after originally joining the NFL Management Council as a Labor Operations Intern (2007). His work there included evaluating player contracts, contacting teams regarding the Collective Bargaining Agreement, developing and maintaining databases to track contracts as well as preparing documents for league meetings.

The Dallas, Texas, native spent three summers (2004-06) as a Football Operations Intern for the Oakland Raiders before joining the NFL office.

## FOOTBALL SUPPORT STAFF



**MITCH REYNOLDS**  
FOOTBALL OPERATIONS  
MANAGER



**SPENCER WILLIAMS**  
FOOTBALL OPERATIONS  
ASSISTANT



**B.J. STABLER**  
PLAYER ENGAGEMENT  
MANAGER



**RAHMAN ANJORIN**  
PLAYER ENGAGEMENT  
ASSISTANT

## EQUIPMENT



**ALLEN WRIGHT**  
EQUIPMENT MANAGER



**KYLE CRUMBAUGH**  
ASSISTANT EQUIPMENT  
MANAGER



**CHRIS SHROPSHIRE**  
ASSISTANT EQUIPMENT  
MANAGER



**JIMMY WHITE**  
EQUIPMENT ASSISTANT

## VIDEO



**PAT BRAZIL**  
DIRECTOR OF  
VIDEO OPERATIONS



**KEN RADINO**  
ASSISTANT  
VIDEO DIRECTOR



**JOSH SCHMIDT**  
VIDEO ASSISTANT



**COLIN CLARK**  
VIDEO ASSISTANT

## GROUNDS CREW



**JAY WARNICK**  
HEAD  
GROUNDSKEEPER



**SCOTT MARTIN**  
ASSISTANT  
GROUNDSKEEPER



**DOUG SCHALLENBERG**  
ASSISTANT  
GROUNDSKEEPER



**TRAVIS HOGAN**  
GROUNDS CREW



**TERRY LEE**  
GROUNDS CREW

## ATHLETIC TRAINING



**AARON BORGMANN**  
ASSISTANT TRAINER



**EVAN CRAFT**  
ASSISTANT TRAINER



**DAVID GLOVER**  
ASSISTANT TRAINER



**NICK POTTER**  
ASSISTANT TRAINER

## COMMUNICATIONS CONTACTS AND INFORMATION



**TED CREWS**  
VICE PRESIDENT  
OF COMMUNICATIONS



**BRAD GEE**  
ASSISTANT DIRECTOR OF  
COMMUNICATIONS



**LUKE SHANNO**  
CORPORATE COMMUNICATIONS  
MANAGER



**CYDNEY RICKER**  
COMMUNICATIONS  
ASSISTANT



**SIMON NOEL**  
FOOTBALL  
COMMUNICATIONS  
ASSISTANT

The 2014 Kansas City Chiefs Media Guide has been designed to aid and assist all media when covering the Chiefs throughout the 2014 campaign. Should you need further information, additional assistance or would like to request an interview, please do not hesitate to contact a member of the Chiefs Communications Department.

## CONTACT INFORMATION

### Staff Member

Ted Crews  
Brad Gee  
Luke Shanno  
Cydney Ricker  
Simon Noel

### Office Phone

(816) 920-4359  
(816) 920-4349  
(816) 920-4351  
(816) 920-4352  
(816) 920-4403

### Email Address

tcrews@chiefs.nfl.com  
bgee@chiefs.nfl.com  
lshanno@chiefs.nfl.com  
cricker@chiefs.nfl.com  
snoel@chiefs.nfl.com

**PR Phone:** (816) 920-4352

**PR Fax:** (816) 923-4719

## MEDIA.KCCHIEFS.COM & CREDENTIAL REQUESTS

The Kansas City Chiefs offer an interactive media guide online to assist local and national media members in their coverage of the team. On [media.kcchiefs.com](http://media.kcchiefs.com), media members will also find game releases, updated stats, updated biographies, transcripts and other materials designed to assist in the coverage of the Chiefs. The website also links to organization's online credentialing system.

## MEDIA POLICIES

**Arrowhead Info:** The Press Box and Radio Booths at Arrowhead are located on the Press Level (Level 9). Enter the Tower Gate on the south side of the stadium. Use the west elevators to access Level 9. The Press Box and Radio Booths are located directly off the elevators. The network television booth can be accessed via the Broadcast Lounge located on the Plaza Level (Level 3).

**Media Will Call Location:** All media will check in at the will call booth located along the fence in Lower Lot E (outside of the Pavillion building).

**Photo Work Room:** The Photo Work Room is located near the 50-yard line tunnel. To access the field, photographers should use the main player tunnel in the southeast corner of the stadium and should not use the 50-yard line tunnel.

**Credential Requests:** All credential requests must be made online at [www.media.kcchiefs.com](http://www.media.kcchiefs.com) by Tuesday the week of the game. Credentials will be confirmed by Wednesday before Sunday games. Road credential requests must be submitted to Cydney Ricker no later than one week prior to the game.

**Practice:** During the regular season, local media is permitted to attend practice for stretching and individual drills Wednesday through Friday. Check with Chiefs Communications on specific times and policies.

**Interview Requests:** All interview requests for General Manager John Dorsey, Head Coach Andy Reid, the coaching staff and team executives should be made well in advance to Ted Crews. Requests for Chiefs players may be made to any member of the Chiefs Communications staff.

**Head Coach Availability:** Head Coach Andy Reid is available to the media on Wednesday, Thursday and Friday during the week, in addition to his weekly press conference on Mondays. Days and times are subject to change. Please check with the Chiefs Communications staff for updates.

**Player Availability:** During the regular season, players are available to the media for a minimum of 45 minutes following the conclusion of practice each day. Requests for one-on-one interviews and other special requests should be coordinated through Chiefs Communications in advance.





# **BILL CHAPIN**

## *SENIOR VICE PRESIDENT OF BUSINESS OPERATIONS*



- 10th NFL Season
- 3rd with Chiefs

Bill Chapin was named the Chiefs Senior Vice President of Business Operations on Dec. 15, 2011 and enters his third season with Kansas City in 2014.

Chapin's responsibilities include overseeing marketing strategy and implementation, branding, advertising, video production, market research, fan development, community outreach, charitable giving, Season Ticket Member Fan Loyalty programs and Customer Relationship Management, the Chiefs Art Program, special events, including concerts & college football games, the Chiefs Cheerleaders, Red Coaters and KC Wolf. In his role, Chapin reports directly to Chiefs President Mark Donovan on all matters of the team's business operations.

In 2013, Chapin spearheaded the development and launch of Chiefs Kingdom Pass, a new program designed to enhance the year-round experience of the club's Season Ticket Members. The Chiefs Kingdom Pass was the first Season Ticket Member program in the NFL to provide a fully-integrated experience incorporating ticketless technology, exclusive content and a rewards program. In addition, the club launched a team app that is available on all mobile platforms for all fans, providing exclusive content and replays available only at Arrowhead on game days that enhance the fan experience.



Also in 2013, Chapin helped the club introduce a fully integrated mobile experience for Chiefs fans inside Arrowhead Stadium. As part of the upgraded mobile experience, the Chiefs installed a brand new wi-fi network, Arrowhead Wi-Fi, and an enhanced DAS (Distributed Antennae Service) system, which allow the team to fully optimize and deliver NFL and Chiefs-related content to its fans

through Chiefs Mobile, a new team app launched this year. The app gives fans access to NFL Red Zone, exclusive gameday content, in-game replays and fan enhancement services such as concessions and restroom locations.

Under Chapin's direction, the Chiefs finalized a comprehensive brand review that created a Chiefs Style Guide for the Club to communicate the club's brand vision and mission. In conjunction with focus group research, he directed and developed the team's "This is Chiefs Kingdom" campaign. The campaign is inspired by both the Voice of the Chiefs Mitch Holthus and the award-winning 65 Toss Power Trap Production team's efforts. The campaign, which focuses on a passionate region's fan base, team, organization and community, was unveiled in the spring of 2013 via television, radio, digital media and out-of-home environments. Chapin's efforts resulted in both a Gold and Silver Addy award for the club's 50th season integrated advertising campaign and outdoor advertising in 2012. In addition, Chapin sits on the Committee of 101, which hosts the 101 Awards, Kansas City's Salute to Professional Football, with proceeds benefitting Truman Medical Center Community Health and Wellness program.

Chapin brings experience from all five major professional sports leagues to the Chiefs. He most recently served as Vice President of Business Development for Seattle Sounders FC. Prior to that position, Chapin served as the Director of Marketing and Partnership Development for the Seattle Seahawks and Seattle Sounders FC. While in Seattle, he directed all brand positioning and marketing activation for the club, resulting in 62 consecutive sellouts, and the launch of the Seattle Sounders MLS franchise in 2009.

Prior to his tenure in Seattle, Chapin served as Director of Ticket Sales for the Anaheim Ducks (2000-04), Director of Group and Inside Sales for the Los Angeles Kings (1996-00) and was part of the management team in the construction of the STAPLES Center in Los Angeles in 1999. His other professional stops include stints with the San Diego Padres and the Los Angeles Clippers.

**Education:** University of California-Riverside (B.A. 1992); Pepperdine University (M.B.A 2003). **Family:** Wife - Tori; Children - Samuel and Jacob.

	<div style="background-color: #e61e24; color: white; padding: 10px;"> <p><b>TED CREWS</b> VICE PRESIDENT OF COMMUNICATIONS</p> </div> <div style="text-align: right; padding-right: 20px;">  </div> <div style="background-color: white; padding: 10px;"> <ul style="list-style-type: none"> <li>• 17th NFL Season</li> <li>• 3rd with Chiefs</li> </ul> </div>
---	--

Ted Crews was hired as the Chiefs Vice President of Communications on Jan. 27, 2012 and begins his third season with Kansas City in 2014. Crews serves as the club's primary contact and spokesman for the team's communication efforts and is the club's key liaison between coaches, players, team executives and local and national media members. He oversees a staff that also works directly with the coaching and personnel departments on research, statistics and other projects.



In his first two seasons with the Chiefs, Crews played a critical role in helping the club transition to new coaching and personnel staffs. Entering his 17th season in the National Football League, Crews has been invited by the NFL five times to serve as a captain on the league's Super Bowl public relations staff (XLIV, XLV, XLVI, XLVII,

XLVIII). Additionally, Crews has also been invited to work a number of Pro Bowls.

A graduate of South Carolina State, Crews was recognized in March of 2014 with one of the school's highest honors as he was selected to receive the Distinguished Young Alumnus Award. In 2013, he was named one of the first 20 people honored as part of the Who's Who in Black Kansas City. He now serves on the Who's Who Advisory Council Board and reviews future selections.

Prior to joining the Chiefs, Crews spent three seasons (2009-11) as Senior Director of Communications for the St. Louis Rams. In that capacity, he served as the primary contact on all football matters for the owners, general manager and head coach, in addition to serving as the team's official spokesperson.

Before joining the Rams, he held the title of Football Communications Manager with the Atlanta Falcons for four seasons (2005-08). In Atlanta, he provided media support for the general manager and head coach, in addition to the coaching staff and players.

The Columbia, Md., native, spent five seasons as Media Relations Assistant for the Carolina Panthers (2000-04) after originally entering the NFL as a department intern with the Panthers, serving two years in that role.

**Education:** South Carolina State University (B.A. 1999). **Family:** Wife - Michelle; Children - Tesdell Jacob IV, Olivia Celeste and Dean J. William.



## **DAN CRUMB**

**CHIEF FINANCIAL OFFICER**



- 5th NFL Season
- 5th with Chiefs

Dan Crumb was named Kansas City's Chief Financial Officer on September 17, 2010. He enters his fifth season in the National Football League in 2014, working with Chiefs Chairman and CEO Clark Hunt and President Mark Donovan in directing the club's business operations.

Since joining the Chiefs, Crumb has been instrumental in strengthening the club's business operations by instituting changes that have improved the team's business efficiency, including implementation of new payroll and accounting systems, strengthening business continuity and disaster recovery plans and enhancing the ticket distribution process for games and special events. Along with the club's finance department, Crumb also oversees the ticket office and information systems department, which serves the technology needs of both the Chiefs and Hunt Midwest Enterprises.

"Dan has a proven track record of success as a financial officer, and his leadership and experience make him a key addition to our business operations," Hunt said upon hiring Crumb.



Prior to joining the Chiefs, Crumb, a New Orleans native, worked for the New Orleans Hornets of the National Basketball Association as the team's Senior Vice President and Chief Financial Officer. During his time with the Hornets, he led the club's finance, human resources and information technology departments. He oversaw the transition of the finance department from Oklahoma City to New Orleans following Hurricane Katrina. In addition to financial

leadership, Crumb was responsible for compliance with league standards and policies.

Before joining the Hornets, Crumb served as the Chief Financial Officer of Abita Springs Water Company, Inc. He guided the company's rebuilding efforts through Hurricanes Katrina and Rita which included adjusting the company's business model, procuring product from alternate sources and preparing business interruption and property and casualty claims related to Hurricane Katrina. He also managed the company's finance, information technology and human resources departments for the organization's multi-state operation.

Crumb began his professional career at KPMG, an international audit, tax and advisory firm.

An active member of the New Orleans community, Crumb served on the Board of Directors for The Salvation Army, Café Hope and Second Harvest Food Bank of Greater New Orleans and Acadiana. He was also a guest lecturer at the Tulane University Law School Sports Law Program and has authored a number of articles for national and state CPA society journals.

Crumb has brought that same community involvement to the Midwest and is part of numerous philanthropic organizations in Kansas City. He is a member of the Board of Directors of Harvesters Community Food Network and assumed the role of Treasurer in 2012. He is also on the Finance Committee and serves on the Board of Directors of Catholic Charities of Northeast Kansas and is a Snow Ball Patron Committee member.

In addition to his community service, Crumb is a member of the American Institute of Certified Public Accountants, the Missouri Society of Certified Public Accountants and the Kansas Society of Certified Public Accountants. He serves on the Board of Trustees of the Kansas Society of Certified Public Accountants Educational Foundation and the Board of Directors of the Missouri Society of Certified Public Accountants.

**Education:** University of New Orleans (B.S. 1987); Tulane University (M.B.A 1989). **Family:** Wife - Janet; Children - Pat and Ally.





**TYLER EPP**  
VICE PRESIDENT OF  
BUSINESS DEVELOPMENT



- 2nd NFL Season
- 2nd with Chiefs

Tyler Epp was hired as Kansas City's Vice President of Business Development on Aug. 30, 2013 and embarks on his second season with the club in 2014.

In his role with the club, Epp oversees corporate partnership sales and service, suite sales and service, as well as ticket sales. He is responsible for maintaining and establishing relationships with the team's sponsors, as well as developing a strategy for innovative new sponsorships for the Chiefs. He is also spearheading the club's premium seating and ticket sales efforts.



Epp joined the Chiefs after four years (2010-13) as the Vice President of Corporate Sales and later as Senior Vice President of Business Development of Major League Baseball's San Diego Padres. While with the Padres, Epp oversaw corporate partnership, suite sales and non-baseball events

revenue, in addition to marketing, in-game entertainment and production, creative services and business analysis.

Prior to his stint in San Diego, Epp spent a decade in various roles in the professional motorsports industry, including a number of years in NASCAR. From 2007-10, Epp held the title of General Manager of Hall of Fame Racing, a start-up NASCAR organization that was a joint venture of former Dallas Cowboys quarterbacks Roger Staubach and Troy Aikman. He managed racing, engineering, race operations, manufacturing, finance, legal, human resources and marketing for the one-car team.

Before joining Hall of Fame Racing, he was Vice President of Business Development for Sports Management Network (2006-07), the pre-eminent motorsports representation and consulting firm and was also the Director of Team Operations and Business Development for Chip Ganassi Racings Teams (2003-07).

Epp got his start in motorsports at the Kansas Speedway as a marketing assistant from 2001-02 where he developed relationships with Kansas City-area marketing partners.

A native of Newton, Kan., Epp was involved in numerous community efforts in San Diego, serving on the Jackie Robinson YMCA Board, the United Way Marketing Committee and the San Diego Ad Club Executive Board.

**Education:** Davidson College (B.S. 1999), University of Kansas (J.D. 2003).



# KIRSTEN KRUG

VICE PRESIDENT  
OF ADMINISTRATION



- 5th NFL Season
- 5th with Chiefs

Kirsten Krug enters her fifth season with the Chiefs and her third serving as the club's Vice President of Administration, after being named to that position on March 21, 2012. In the position, Krug is responsible for overseeing all facets of human resources for the club, including benefits administration, recruiting, employee relations, compensation analysis, training and special projects. She also oversees the Chiefs Player Engagement Department, designed to assist players, coaches and staff members in making a positive contribution to the Chiefs and the NFL. The program uses various resources to help players prepare for life after football including



career placement and financial guidance.


Prior to being named the Vice President of Human Resources and Administration, Krug served as the Chiefs' Director of Human Resources for two years (2010-11). Before beginning her NFL career, she spent more than 13 years as the Director of Human Resources and Training for Amarr Garage Doors, one of the nation's largest manufacturers of residential and commercial garage doors. While there, she managed all aspects of human resources and training for the more than 600 employees that made up Amarr's workforce.

Prior to her stint at Amarr, Krug served as the Vice President of Business Development at the KU Credit Union and as a Quality Control Supervisor at Kemper Financial Services. The Lawrence, Kan., native was a letterwinner on the University of Kansas tennis team.

She was appointed by the mayor of Lawrence, Kan., to serve on the Lawrence Human Rights Commission for two consecutive terms. Her role with the commission includes overseeing the human rights code for Douglas County.


**Education:** University of Kansas (B.A. 1989).

**Family:** Husband - Robin; Children - Ainsley and Payton.



# DAVID YOUNG

VICE PRESIDENT  
OF STADIUM OPERATIONS



- 11th NFL Season
- 5th with Chiefs

David Young enters his fifth season as the Chiefs Vice President of Stadium Operations after joining the club in that role in July of 2010. He directs and oversees all aspects of the operation of Arrowhead Stadium and The University of Kansas Hospital Training Complex. In his role, he oversees customer service, CRM and database marketing, facility maintenance, food and beverage, retail operations, security, game/event staff, fan experience, event sales and event operations.

Young has overseen the return of concerts to Arrowhead with the Kenny Chesney and Taylor Swift concerts in 2011. In the summer of 2013, Arrowhead hosted a concert for the third-straight year after a decade-long concert drought. Arrowhead is now truly a year-round venue with hundreds of events per year at the facility, from trade shows and corporate meetings to weddings, dinners and fundraisers.

Enhancing the fan experience at Arrowhead is Young's primary role. Under his direction, more



gameday guest service staff have been made available on every level of the stadium to lower the guest-to-staff ratio and promote interaction between staff and fans. In 2013 a high-density WiFi system and DAS cellular system were installed ensuring connectivity for fans.

An emphasis has been placed on sustainability at Arrowhead with the waste diversion rate quadrupling in 2013 from 2010 when the club began measuring. A composting program was introduced in 2011 to help divert food waste that would otherwise end up in landfills. Under Young, the Chiefs have also started a gameday food recovery program that delivers unused concession product to the Harvesters Community Food Network to be distributed to area charities and food kitchens. The success of these programs will allow for further composting and recycling efforts to continue to increase sustainability efforts.

Prior to joining the Chiefs, Young spent six seasons (2004-09) with the Seattle Seahawks. He was the Assistant General Manager for First and Goal, Inc. (2007-09), the facility management division of the Seattle Seahawks organization. He also served as the Director of Event Services (2005-07) and Event Services Manager (2004-05). Under his direction, Qwest Field was named the Fan Friendliest Stadium in the NFL.

The Woodland, Wash., native began his professional career with Disney in theme park operations at the Walt Disney World Resort in Orlando, Fla. Young managed the daily operations of attractions and guest relations at the Magic Kingdom park.

**Education:** University of Washington (B.A. 1998).

**Family:** Wife - Ali; Children - Ella and Owen.




# STAFF



**DARREN ADAMS**  
ASSISTANT MANAGER  
OF TICKET SALES



**JARED AESCHBACH**  
SPONSORSHIP  
COORDINATOR



**ASHLEY AHERN**  
MANAGER OF  
PARTNERSHIP ACTIVATION



**JEREMY ARMSTRONG**  
INFORMATION TECHNOLOGY  
HELP DESK



**SARAH ARMSTRONG**  
SECURITY SITE  
SUPERVISOR



**JACK BAGBY**  
STADIUM  
OPERATIONS



**TRAVIS BAKER**  
EVENT SERVICES  
MANAGER



**JENNY BARLOW**  
MANAGER OF COMMUNITY RELATIONS  
- WELLNESS OUTREACH



**BRENT BARNES**  
PROJECT  
MANAGER



**KELLEN BEGNOCHE**  
SUITE SERVICES  
COORDINATOR



**ALISHA BENNETT**  
HUMAN RESOURCES  
COORDINATOR



**RAY BOLEN**  
SECURITY  
OFFICER



**MARTY BRASHEAR**  
SECURITY  
OFFICER



**KEVIN BREBNER**  
ASSOCIATE  
PRODUCER



**CHUCK CASTELLANO**  
MANAGER OF  
COMMUNITY RELATIONS



**JANA COLLINS**  
EVENT SALES  
MANAGER



**KRISTIN CONLON**  
PAYROLL  
COORDINATOR



**ZACH COOK**  
TICKET SALES  
REPRESENTATIVE



**GARY COOPER**  
STADIUM  
OPERATIONS



**BETH COSTANTE**  
EXECUTIVE ASSISTANT  
TO THE PRESIDENT



**RICHARD COX**  
SECURITY  
OFFICER



**SAM CRUSE**  
TICKET SALES  
REPRESENTATIVE



**JACOB CUEVAS**  
TICKET SALES  
REPRESENTATIVE



**SAM DEARTH**  
GROUP SALES  
REPRESENTATIVE



**JOE DEFREES**  
STADIUM  
OPERATIONS

# STAFF



**ROSA DOBSON**  
STADIUM  
OPERATIONS



**BRIAN DUNN**  
CONTROLLER



**DON EDMONDSON**  
STADIUM  
OPERATIONS



**DAVE FELSEN**  
DIRECTOR OF  
TICKET OPERATIONS




**JANET FELTHAM**  
COMMUNITY RELATIONS  
ASSISTANT




**REID FERRIN**  
CHIEFS  
INSIDER



**SCOTT FLETCHER**  
NETWORK  
ENGINEER



**TRAVIS GEARY**  
DIGITAL MEDIA  
COORDINATOR



**MAGGIE GERALDI**  
CORPORATE PARTNERSHIP  
COORDINATOR



**JORDAN GIESLER**  
GRAPHIC DESIGNER



**BRANDON HAMILTON**  
DIRECTOR  
OF FACILITIES



**COLBY HARRISON**  
SECURITY  
OFFICER



**JIM HEARD**  
STADIUM  
OPERATIONS



**CHAD HIGNITE**  
DATABASE MARKETING  
MANAGER



**LUKE HYVONEN**  
DIRECTOR OF  
EVENT OPERATIONS



**TONYA IDEL**  
PROJECT COST  
COORDINATOR



**JUSTIN JOHNSON**  
PROJECT  
MANAGER



**BRIAN JOHNSTON**  
CORPORATE PARTNERSHIP  
SALES MANAGER



**RAY JORDAN**  
GROUP SALES  
REPRESENTATIVE



**STEPHANIE JUDAH**  
CHEERLEADING  
DIRECTOR



**TYLER KIRBY**  
DIRECTOR OF  
TICKET SALES



**KIMBERLY KRUSE**  
EVENT SALES  
MANAGER



**SHERRI LATHROP**  
ACCOUNTING  
MANAGER



**ANDREW LIEBER**  
STADIUM SERVICES  
SUPERVISOR



**SHAWN LONG**  
DIRECTOR OF  
SALES



# STAFF



**JAMES LUTTRELL**  
SECURITY  
OFFICER



**MALLORY LUTZ**  
SPORTS LAB  
COORDINATOR



**FRANK MANNINO**  
STADIUM SYSTEMS  
MANAGER



**DAWN MARTIN**  
SENIOR HUMAN  
RESOURCES GENERALIST



**JAYNE MARTIN**  
DIRECTOR OF  
FAN EXPERIENCE



**PATRICK MARTIN**  
INFORMATION TECHNOLOGY  
HELP DESK



**JODAIN MASSAD**  
DIRECTOR OF  
PRODUCTION



**ROCCO MAZZELLA**  
STADIUM SERVICES  
MANAGER



**DAN MEERS**  
MASCOT  
COORDINATOR



**JOHN MEISSNER**  
TICKET SALES  
REPRESENTATIVE



**ROBYN MEYER**  
ACCOUNTING  
ASSISTANT



**EVAN MILLER**  
ASSOCIATE  
PRODUCER



**MATT MONTGOMERY**  
TICKET SALES  
REPRESENTATIVE



**MICHELLE MONTGOMERY**  
MARKETING AND EVENTS  
COORDINATOR



**BOB MOORE**  
HISTORIAN



**DOUG MORGAN**  
STADIUM  
OPERATIONS



**ASHLEY MUFFITT**  
TICKET SALES  
COORDINATOR



**MARK NACPIL**  
TICKET OPERATIONS  
SPECIALIST




**ZACH NIZOLEK**  
CORPORATE SPONSORSHIP  
COORDINATOR



**BRIAN PATERSON**  
CONVERSION AND  
CLEANING SUPERVISOR



**ADAM PELLEGRINO**  
PRODUCER



**LISA PLUNKETT**  
EXECUTIVE ASSISTANT  
TO THE CFO



**JACK PURTLE**  
STADIUM  
OPERATIONS



**MICHAEL RAGSDALE**  
SENIOR  
ACCOUNTANT



**LEAH RINDLER**  
CUSTOMER RELATIONS  
COMMUNICATIONS ANALYST



# STAFF



**MARK ROBERTSON**  
SECURITY  
OFFICER



**NATE RODGERS**  
STADIUM SERVICES  
SUPERVISOR



**ERIC ROSE**  
TICKET SALES  
REPRESENTATIVE



**ADAM ROSSBACH**  
CORPORATE PARTNERSHIP  
SALES MANAGER



**KIM RUTTER**  
ACCOUNTING  
ASSISTANT



**STEVE SANDERS**  
PHOTOGRAPHER



**RACHEL SANTSCI**  
CHIEFS  
REPORTER



**JUSTIN SAUSER**  
MANAGER OF TICKET  
OPERATIONS



**ANNE SCHARF**  
MANAGER OF  
BUSINESS OPERATIONS



**DEREK SCHLESINGER**  
SUITE SALES  
MANAGER



**BRYAN SCOTT**  
SECURITY  
OFFICER



**BRIAN SHAFAR**  
TEAM SECURITY  
MANAGER



**A.J. SHELTON**  
STADIUM  
OPERATIONS



**DON SHOOK**  
STADIUM  
OPERATIONS



**ERIC SHORT**  
TICKET SALES  
REPRESENTATIVE



**JEREMY SLAVENS**  
DIRECTOR OF MARKETING  
AND EVENT ACQUISITION



**BRIAN SLOAN**  
COURIER



**CYNDI SLOAN**  
RECEPTIONIST



**RYAN SMART**  
CUSTOMER RELATIONS  
REPRESENTATIVE



**KENNY SMITH**  
STADIUM  
OPERATIONS



**GARY SPANI**  
DIRECTOR OF  
SPECIAL EVENTS



**MARC SPARKS**  
STADIUM  
OPERATIONS



**RANDY SPEARMAN**  
SECURITY  
OFFICER



**PATRICK STACY**  
CUSTOMER RELATIONS  
REPRESENTATIVE



**BRANDON STEC**  
SUITE SALES  
MANAGER

# STAFF



**ASHLEY STEELE**  
EVENT  
COORDINATOR



**BOB STIRTON**  
DIRECTOR OF  
INFORMATION TECHNOLOGY



**BEN STUCK**  
SUITE SERVICES  
COORDINATOR



**VIPUL THAKKER**  
FINANCIAL  
ANALYST



**DANNY THOMAN**  
STADIUM  
OPERATIONS



**LANIECE TYREE**  
HEAD OF SAFETY  
AND EVENT SECURITY



**RHONDA UNGER**  
ASSISTANT TO DIRECTOR OF  
CORPORATE PARTNERSHIPS



**ABBY VANNORDSTRAND**  
STADIUM OPERATIONS  
ASSISTANT



**NATE VAUGHN**  
PRODUCER



**SHANE VITTENGL**  
STADIUM  
OPERATIONS



**STEVE WEISSMAN**  
SECURITY  
OFFICER



**KURT WHITLOW**  
SENIOR TICKET SALES  
ACCOUNT EXECUTIVE



**MARK WILLIAMS**  
PROJECT  
MANAGER



**STEVE WILSON**  
STADIUM  
OPERATIONS



**DANA WITT**  
PRODUCTION  
MANAGER



**LAURA WOLFE**  
EVENT  
MANAGER



**BRAD YOUNG**  
PRODUCER



**LORI YOUNG**  
TICKET OPERATIONS  
COORDINATOR



**TREY ZARTMAN**  
GROUP SALES  
REPRESENTATIVE

# CHIEFS RADIO NETWORK



For the 25th-consecutive year, all Chiefs games will be carried in Kansas City by KCFX Radio/101.1 FM. The Chiefs Fox Football Radio Network, with KCFX as its anchor, includes numerous affiliates throughout a seven-state region. KCFX will broadcast all Chiefs preseason, regular season and playoff games live.

In 2010, Sports Radio 810 WHB secured exclusive rights to the second hour of the official Chiefs postgame show. Sports Radio 810 WHB is the official AM radio partner of the Chiefs, and owns exclusive live radio broadcast rights to the Chiefs weekly in-season press conferences with Head Coach Andy Reid and the other Chiefs programming.

One of the Midwest's most recognizable radio and television personalities, Mitch Holthus handles the play-by-play duties for the 21st-straight year, giving him more years of service than any other "Voice of the Chiefs" in team history. Holthus has called a franchise-record 327 regular and postseason contests for Kansas City.

Holthus is a past president of the National Sportscasters and Sportswriters Association, an eight-time winner of the Kansas Sportscaster of the Year Award and was inducted into the Kansas Broadcaster Hall of Fame in 2008. The Smith Center, Kan., native also served as the voice of Kansas State athletics for 14 years from 1983-96. In addition to his Chiefs duties, he began his duties as the lead TV play-by-play broadcaster for FOX Sports coverage of the Missouri Valley Conference in 1995. In 2008, Holthus added TV play-by-play coverage of Big 12 basketball to his resume and continued to broadcast select Missouri Valley basketball contests.

Adding the color analysis to the Chiefs Radio Network for the 29th-consecutive year is QB Len Dawson, who was inducted into the Pro Football Hall of Fame in 1987. Dawson was the MVP in Kansas City's Super Bowl IV triumph over Minnesota and guided the franchise to three AFL titles.

Pro Bowl long snapper Kendall Gammon enters his sixth season providing in-game sideline updates. A 15-year NFL veteran, Gammon played in 106 games in a Chiefs uniform and was a member of Pittsburgh's Super Bowl XXX squad.

Dan Israel serves as the Executive Producer of the Chiefs Radio Network. A member of the Chiefs Radio Network since 1989, his talents have also been used by HBO, CBS, NBC and ABC.

"Voice of the Missouri State Bears" Art Haines anchors the pre-game show, halftime and in-game reports.



**CHIEFS RADIO TEAM:** (L to R): **Kendall Gammon** (Sideline Reporter), **Len Dawson** (Color Commentary), **Mitch Holthus** (Play-by-Play) and **Dan Israel** (Exec. Producer).

## VOICES OF THE CHIEFS

(Radio play-by-play announcers)

Charlie Jones	1960-62
Merle Harmon	1963
Tom Hedrick	1964-70
Dick Carlson	1971-73
Ray Scott	1974-75
Al Wisk	1976
Tom Hopkins	1977
Wayne Larrivee	1978-84
Kevin Harlan	1985-93
Mitch Holthus	1994-14

## 2014 CHIEFS RADIO NETWORK AFFILIATE LIST

### ARKANSAS

CITY	STATION
BENTONVILLE	KAMO/94.3 FM
FAYETTEVILLE	KAMO/94.3 FM
FORT SMITH	KAMO/94.3 FM
	KYHN/1650 AM
MAMMOTH SPRINGS	KAMS/95.1 FM
TEXARKANA	KPGG/103.9 FM

### IOWA

CITY	STATION
TLANTIC	KJAN/1220 AM
	KJAN/101.1 FM
DES MOINES	KBGG/1700 AM

### KANSAS

CITY	STATION
CAWKER CITY	KZDY/96.3 FM
CLAY CENTER	KCLY/100.9 FM
COFFEYVILLE	KGGF/690 AM
COLBY	KXXX/790 AM
	KRDQ/100.3 FM
EMPORIA	KVOE/101.7 FM
FORT SCOTT	KMDO/1600 AM
	KOMB/103.9 FM
GARDEN CITY	KKJQ/97.3 FM
GLEN ELDER	KZDY/96.3 FM
GREAT BEND	KVGB/104.3 FM

CITY	STATION
HAYS	KFIX/96.9 FM
HUTCHINSON	KWBW/1450 AM
	KWBW/98.5 FM
IOLA	KIOL/1370 AM

JUNCTION CITY	KJCK/1420 AM
<b>KANSAS CITY</b>	<b>KCFX/101.1 FM</b>
MANHATTAN	KMAN/1350 AM
PARSONS	KLKC/1540 AM
	KLKC/93.5 FM
PITTSBURG	KKOW/860 AM
PRATT	KMMM/1290 AM

SALINA	KSKG/99.9 FM
	KINA/910 AM
	KINA/94.5 FM
TOPEKA	KDVV/100.3 FM
WELLINGTON	KLEY/1130 AM
WICHITA	KTHR/107.3 FM
WINFIELD	KKLE/1550 AM

### MISSOURI

CITY	STATION
BETHANY	KAAN/870 AM
	KAAN/95.5 FM
BUTLER	KMAM/1530 AM
	KMMOE/92.1 FM

CITY	STATION
CAMERON	KKWK/100.1 FM
CAPE GIRARDEAU	KZIM/960 AM
CLINTON	KXEA/104.9 FM
COLUMBIA	KBBM/100.1 FM
FORT LEONARD WOOD	KUMR/104.5 FM
HOUSTON	KBTC/1250 AM
JEFFERSON CITY	KBBM/100.1 FM
JOPLIN	KKOW/860 AM
	KBTN/1420 AM
<b>KANSAS CITY</b>	<b>KCFX/101.1 FM</b>
KIRKSVILLE	KRXL/94.5 FM

MARSHALL	KMMO/1300 AM
	KMMO/102.9 FM
MOBERLY	KIRK/97.3 FM
MONETT	KRMO/990 AM
OSAGE BEACH	KRMS/1150 AM
ROLLA	KUMR/104.5 FM
SEDALIA	KSDL/92.3 FM
SIKESTON	KSIM/1400 AM
SPRINGFIELD	KXUS/97.3 FM
ST. JOSEPH	KSJQ/680 AM
	KFEQ/92.7 FM

### NEBRASKA

CITY	STATION
ST. LOUIS	KWMO/1350 AM

CITY	STATION
THAYER	KAMS/95.1 FM
VERSAILLES	KTKS/95.1 FM
WASHINGTON	KWMO/1350 AM

FALLS CITY	KTNC/1230 AM
GRAND ISLAND	KRGI/1430 AM
HOLDREDGE	KUVR/1380 AM
KEARNEY	KUVR/1380 AM
LINCOLN	KFOR/1240 AM
OMAHA	KXSP/590 AM

### OKLAHOMA

CITY	STATION
BARTLESVILLE	KGGF/960 AM
MUSKOGEE	KYAL/690 AM
TULSA	KGGF/690 AM
	KYAL/1550 AM
	KYAL/94.5 FM

### SOUTH DAKOTA

CITY	STATION
YANKTON	KYNT/1450 AM

### TEXAS

CITY	STATION
TEXARKANA	KPGG/103.9 FM



## 2014 CHIEFS TRAINING CAMP



The Kansas City Chiefs will host their fifth training camp at Missouri Western State University in St. Joseph, Mo., in 2014.

For the first time in 20 years, Chiefs Training Camp moved back to the state of Missouri in 2010.

"We are very excited about having training camp back in the state of Missouri," Chiefs Chairman & CEO Clark Hunt said at the time of the announcement. "Given the increased year-round interest in the Chiefs, it was important to our family to conduct camp closer to our fans in Mid-America."

St. Joseph and Missouri Western are located approximately an hour north of Arrowhead Stadium, and roughly 40 minutes north of Kansas City International Airport.



investment toward the Griffon Indoor Complex at Missouri Western.

The Kansas City Chiefs have committed to holding the club's training camp in the state of Missouri for the next six years, including 2014, while the club and Missouri Western State University agreed to the university's plans for the current training facility that will keep Kansas City's training camp in St. Joseph through at least the 2014 season.



**2013 Chiefs Training Camp**

This community of 72,000 and Missouri Western have embraced the Chiefs. The famed Pony Express got its start in St. Joseph in 1860, while noted Wild West figure Jesse James met his demise in the city in 1882.

The Chiefs enjoy a number of amenities at the new climate-controlled Griffon Indoor Complex (below), including state-of-the-art locker rooms, training rooms, meeting rooms, weight room facilities and a 120-yard indoor field.

In addition to the indoor practice area, two 120-yard regulation NFL grass fields have been installed. The team also has access to the artificial surface of Spratt Stadium. Blum Union houses the team's dining needs and serves as the club's media headquarters.

The Missouri Development Finance Board approved a \$25 million tax credit in June of 2009 to help bring Chiefs training camp back to Missouri. Through the Hunt family's additional contributions to the Arrowhead project, the family and the Chiefs organization made a \$10 million



### TRAINING CAMP SITES

#### HOST

New Mexico Military Institute  
Southern Methodist University  
William Jewell College  
University of Wisconsin - River Falls  
**Missouri Western State University**

#### LOCATION

Roswell, New Mexico  
Dallas, Texas  
Liberty, Missouri  
River Falls, Wisconsin  
**St. Joseph, Missouri**

#### YEARS

1960  
1961-62  
1963-90  
1991-09  
**2010-14**

## CHIEFS PRESEASON TV - A 65TPT PRODUCTION



NBC Sports' Paul Burmeister pairs with former Chiefs All-Pro QB Trent Green on the Chiefs Television Network for the third year in 2014 for the Chiefs preseason television broadcasts on KCTV5 that will be seen in 12 different markets in a six-state region. Produced by the Chiefs in-house production team, 65 Toss Power Trap Production, and aired by KCTV5 in Kansas City, all preseason games will be available in high definition.

Burmeister will handle play-by-play with Green serving as the color commentator.

"We are extremely excited to have Paul Burmeister and Trent Green leading the on-air broadcast again for the 2014 preseason on the Chiefs Television Network," Chiefs President Mark Donovan said. "Both Paul and Trent have ties to the region and provide a great combination of local Chiefs knowledge and National Football League perspective."

KCTV5 will carry Chiefs preseason contests for the 12th consecutive year.

Burmeister played quarterback at the University of Iowa (1989-93) and was a team captain for the Hawkeyes his senior season. He joined NBC Sports in August 2014 after spending 10 years as a studio host and reporter with NFL Network. He called preseason games for the Jacksonville Jaguars for five seasons (2007-11).

In 2010, Burmeister served as a lead play-by-play voice for NFL Network's debut season broadcasting Arena Football League games, calling 11 matchups - including Arena Bowl XXIII - alongside Kurt Warner. Burmeister also anchored NFL Network's exclusive coverage of the Under Armour Senior Bowl and contributed to coverage of the NFL Scouting Combine in Indianapolis.

Green concluded his 16-year NFL playing career in 2008 and launched his broadcasting career with FOX Sports in 2009. In six seasons with Kansas City (2001-06), Green established franchise career records for passer rating (87.3), completion percentage (61.9) and 300-yard games (24). A two-time winner of the Derrick Thomas Award as Kansas City's MVP (2003-04), Green threw for 21,459 yards and 118 TDs in a Chiefs uniform, numbers topped only by Hall of Fame QB Len Dawson.


65 Toss Power Trap Productions, the production arm of the Chiefs organization, will begin its second season in live game production starting with the 2012 preseason. Each game will be fully created and designed in-house by the team's staff of producers and directors.



*Paul Burmeister  
Play-by-Play*





*Trent Green  
Color Commentator*



**65 TOSS POWER TRAP PRODUCTIONS**

### CHIEFS PRESEASON TV

KCTV/KSMO.....	Kansas City, Mo., Kansas City, Kan.
KQTV .....	St. Joseph, Mo.
KOLR/KOZL .....	Springfield, Mo.
KMIZ/KQFX/KZOU .....	Columbia-Jefferson City, Mo.
KTVO 3.2/KTVO 3.1 .....	Ottumwa, Iowa-Kirksville, Mo.
KODE/KSNF .....	Joplin, Mo.-Pittsburg, Kan.
KWCH/KSCW/KDCU .....	Wichita-Hutchinson KBSD, Ensign, KBSH, Hays and KBSL, Goodland, Kan.
WIBW/EIBW .....	Topeka, Kan.
KDSM .....	Des Moines-Ames, Iowa
KNWA/KFTA .....	Ft. Smith-Fayetteville-Springdale-Rogers, Ark.
KMTV/NMTV .....	Omaha, Neb.
KOTV/KQCW .....	Tulsa, Okla.

	<b>HUSAIN ABDULLAH</b> SAFETY	 <b>39</b>
	6-0 • 204 • Born: 7/27/85 Pomona, Calif. • NFL Exp: 6 (2nd with Chiefs) GP/GS (Playoffs): 70/26 (4/1) Acq: UFA-14 • Washington State	

### PRO CAREER:

- Sixth-year safety played in 16 games (two starts) in his first season with the Chiefs in 2013 and started an AFC Wild Card Game at Indianapolis.
- Played mostly special teams in his career until capturing a starting role in 2010 with the Minnesota Vikings.
- Has recorded 146 tackles (108 solo), 2.5 sacks (25.5 yards), five interceptions, including one returned for a 44-yard touchdown, 41 pass breakups, six tackles for loss, two QB pressures and 59 specials teams tackles in five NFL seasons (2008-11, 2013).
- Was one of six players named a team captain for the 2013 postseason in a vote by teammates, identifying him as a key special teams contributor.
- Recorded six solo tackles, two interceptions and two passes defended in Kansas City's AFC Wild Card Game at Indianapolis (1/4/14). His two interceptions tied a franchise single-game record for postseason contests, becoming the sixth player in team history to accomplish the feat.
- A practicing Muslim, Abdullah sat out of football in the 2012 season to make a pilgrimage to Mecca in Saudi Arabia.
- Has seen action in four postseason games, making his first playoff start in 2013 with the Chiefs.
- Originally entered the NFL as an undrafted free agent with the Minnesota Vikings in 2008.

### TRANSACTIONS:

Resigned with Kansas City as an Unrestricted Free Agent (3/12/14) ... Signed with Kansas City (2/18/13) ... Declared Free Agent (3/13/12) ... Re-signed with Minnesota (7/31/11) ... Signed with Minnesota as an undrafted free agent (5/2/08).

**KANSAS CITY (2013):** Played in 16 games (two starts) at safety, logging four pass breakups, one interception, one touchdown, a half of a sack (-3.5 yards), two quarterback pressures, 17 tackles (12 solo), one fumble recovery and 10 tackles on special teams ... Started in one postseason game, posting six solo tackles, two interceptions for five yards and two passes defended.

**MINNESOTA (2008-11):** Played in 54 games (24 starts), recording 167 tackles (111

solo), including six for loss, 2.0 sacks (-22.0 yards), four interceptions, 11 passes defended, two QB pressures, and 49 special teams tackles ... Appeared in three postseason contests, tallying six special teams tackles.

**2011:** Started in all nine games he appeared in and was inactive in two contests before being placed on injured reserve on Nov. 29 with a head injury ... Recorded 65 tackles (48 solo), including three for loss, 1.0 sack (-8.0 yards), one QB pressure, one interception and two passes defended.

**2010:** Started all 15 games he appeared in, recording 98 tackles (60 solo), including three for loss, three interceptions, nine passes defended, one QB pressure and eight special teams tackles.

**2009:** Appeared in 14 contests, recording four tackles (three solo), 1.0 sack (-14.0 yards), and 17 special teams tackles ... Played in two postseason contests, recording five special teams tackles.

**2008:** Appeared in all 16 games, pacing the team with 24 special teams tackles ... Played in one postseason contest, tallying one special teams stop.

**COLLEGE:** Named Honorable Mention All-Pac 10 as a senior after recording team highs with 93 tackles and four interceptions ... Named team defensive MVP after his senior campaign ... Finished career with 10 interceptions, placing him 11th in school history ... Started 33 consecutive games to finish his career ... Earned a bachelor's degree in sociology at Washington State.

### PERSONAL:

- Standout in football, basketball and golf at Pomona High School in Pomona, Calif., earning three letters in golf and two years in basketball.
- Named to second team All-CIF as a senior, CIF Div. 9 Defensive Player of the Year, All-CIF All-Division second team.
- Older brother, Hamza, played safety for the Arizona Cardinals (2009-11), Cleveland Browns (2008) Denver Broncos (2005-08).
- Younger brother, Esa Johnwell, played wide receiver at Washington State.
- Hosted a free youth football camp with his brother, Hazma, during the 2011 offseason in Pomona, Calif.
- Married; wife, Zhavon, with a son, Jalaal, and a daughter, Kameela.



### ABDULLAH'S NFL STATISTICS

Year	Team	TACKLES				SACKS		INTS			FUMBLES			QB
		G-S	Solos	Asst.	Total	No.	Yds.	No.	Yds.	PDs	FF	FR	Yds.	Press.
2008	Minnesota	16-0	0	0	0	0.0	0.0	0	0	0	0	0	0	0
2009	Minnesota	14-0	2	0	2	1.0	14.0	0	0	1	0	0	0	0
2010	Minnesota	15-15	50	28	78	0.0	0.0	3	5	7	0	0	0	0
2011	Minnesota	9-9	44	5	49	1.0	8.0	1	32	5	0	0	0	0
2013	Kansas City	16-2	12	5	17	0.5	3.5	1	44	4	0	0	0	2
<b>Totals</b>		<b>70-26</b>	<b>108</b>	<b>38</b>	<b>146</b>	<b>2.5</b>	<b>25.5</b>	<b>5</b>	<b>81</b>	<b>17</b>	<b>0</b>	<b>0</b>	<b>0</b>	<b>2</b>

**Additional Stats:** Has 59 special teams tackles - 10 in 2013, 8 in 2010, 17 in 2009 and 24 in 2008. Returned a QB Terrelle Pryor interception 44 yards for a touchdown vs. Oakland (10/13/13). Recovered a fumble on special teams at Oakland (12/15/13).

### POSTSEASON

Year	Team	TACKLES				SACKS		INTS			FUMBLES			QB
		G-S	Solos	Asst.	Total	No.	Yds.	No.	Yds.	PDs	FF	FR	Yds.	Press.
2008	Minnesota	1-0	0	0	0	0.0	0.0	0	0	0	0	0	0	0
2009	Minnesota	2-0	1	0	1	0.0	0.0	0	0	0	0	0	0	0
2013	Kansas City	1-1	6	0	6	0.0	0.0	2	5	2	0	0	0	0
<b>Totals</b>		<b>4-1</b>	<b>7</b>	<b>0</b>	<b>7</b>	<b>0.0</b>	<b>0.0</b>	<b>2</b>	<b>5</b>	<b>2</b>	<b>0</b>	<b>0</b>	<b>0</b>	<b>0</b>

### SINGLE GAME CAREER HIGHS

**Tackles:** 9 (7 solo) at Detroit (1/2/11)

**INT Return Yards:** 44 vs. Oakland (10/13/13)

**Sacks:** 1.0 at Carolina (10/30/11)

**Passes Defensed:** 3 at Philadelphia (12/28/10)

**Interceptions:** 2 at Chicago (11/14/10)

### ABDULLAH'S GAME-BY-GAME STATISTICS

**2013**

**CHIEFS**

Date	Opp.	Tkl	Ast	Tot	TFL	Sck	INT	FR	FF	PR	PD
9/8	@ Jacksonville	0	0	0	0	0.0	0-0	0	0	0	1
9/15	DALLAS	1	1	2	0	0.0	0-0	0	0	0	1
9/19	@ Philadelphia	1	0	1	0	0.0	0-0	0	0	0	1
9/29	N.Y. GIANTS	0	0	0	0	0.0	0-0	0	0	1	0
10/6	@ Tennessee	1	0	1	0	0.0	0-0	0	0	0	0
10/13	OAKLAND	1	1	2	0	0.5	1-44t	0	0	1	1
10/20	HOUSTON	0	0	0	0	0.0	0-0	0	0	0	0
10/27	CLEVELAND	1	0	1	0	0.0	0-0	0	0	0	0
11/3	@ Buffalo	0	1	1	0	0.0	0-0	0	0	0	0
11/17	@ Denver	1	0	1	0	0.0	0-0	0	0	0	0
11/24	SAN DIEGO	0	0	0	0	0.0	0-0	0	0	0	0
12/1	DENVER	0	0	0	0	0.0	0-0	0	0	0	0
12/8	@ Washington	0	0	0	0	0.0	0-0	0	0	0	0
12/15	@ Oakland	0	0	0	0	0.0	0-0	0	0	0	0
12/22	INDIANAPOLIS	0	0	0	0	0.0	0-0	0	0	0	0
12/29	@ San Diego	6	2	8	0	0.0	0-0	0	0	0	0
<b>TOTALS</b>		<b>12</b>	<b>5</b>	<b>17</b>	<b>0</b>	<b>0.5</b>	<b>1-44t</b>	<b>0</b>	<b>0</b>	<b>2</b>	<b>4</b>
1/4/14	@ Indianapolis	6	0	6	0	0.0	2-5	0	0	0	2
<b>PLAYOFF TOTALS</b>		<b>6</b>	<b>0</b>	<b>6</b>	<b>0</b>	<b>0.0</b>	<b>2-5</b>	<b>0</b>	<b>0</b>	<b>0</b>	<b>2</b>



# ABDULLAH'S GAME-BY-GAME STATISTICS

2011

VIKINGS

Date	Opp.	Tkl	Ast	Tot	TFL	Sck	INT	FR	FF	PR	PD
9/11	@ San Diego	6	0	6	0	0.0	0-0	0	0	0	1
9/18	TAMPA BAY	6	0	6	0	0.0	1-32	0	0	0	1
9/25	DETROIT	3	1	4	0	0.0	0-0	0	0	0	1
10/2	@ Kansas City	7	1	8	0	0.0	0-0	0	0	0	0
10/9	ARIZONA	4	1	5	0	0.0	0-0	0	0	0	0
10/16	@ Chicago	5	0	5	0	0.0	0-0	0	0	0	1
10/23	GREEN BAY	4	1	5	0	0.0	0-0	0	0	0	1
10/30	@ Carolina	6	1	7	0	1.0	0-0	0	0	0	2
11/14	@Green Bay	3	0	3	0	0.0	0-0	0	0	0	0
11/20	OAKLAND	Inactive/Head									
11/27	@ Atlanta	Inactive/Head									
12/4	DENVER	Injured Reserve/Head									
12/11	@ Detroit	Injured Reserve/Head									
12/18	NEW ORLEANS	Injured Reserve/Head									
12/24	@ Washington	Injured Reserve/Head									
1/1/12	CHICAGO	Injured Reserve/Head									

**TOTALS** 44 5 49 0 1.0 1-32 0 0 0 5

2010

VIKINGS

Date	Opp.	Tkl	Ast	Tot	TFL	Sck	INT	FR	FF	PR	PD
9/9	@ New Orleans	3	1	4	0	0.0	0-0	0	0	0	0
9/19	MIAMI	2	1	3	0	0.0	0-0	0	0	0	0
9/26	DETROIT	3	2	5	0	0.0	0-0	0	0	0	2
10/11	@ N.Y. Jets	4	5	9	0	0.0	0-0	0	0	0	0
10/17	DALLAS	3	0	3	0	0.0	0-0	0	0	0	0
10/24	@ Green Bay	Inactive/Head									
10/31	@ New England	3	2	5	0	0.0	0-0	0	0	0	0
11/7	ARIZONA	1	0	1	0	0.0	0-0	0	0	0	0
11/14	@ Chicago	5	0	5	0	0.0	2-5	0	0	0	2
11/21	GREEN BAY	3	1	4	0	0.0	0-0	0	0	0	0
11/28	@ Washington	3	2	5	0	0.0	0-0	0	0	0	0
12/5	BUFFALO	5	2	7	0	0.0	0-0	0	0	0	0
12/13	N.Y. GIANTS	1	2	3	0	0.0	0-0	0	0	0	0
12/20	CHICAGO	6	1	7	0	0.0	0-0	0	0	0	0
12/28	@ Philadelphia	1	0	1	0	0.0	1-0	0	0	0	3
1/1/11	@ Detroit	7	2	9	0	0.0	0-0	0	0	0	0

**TOTALS** 50 21 71 0 0.0 3-5 0 0 0 7

2009

VIKINGS

Date	Opp.	Tkl	Ast	Tot	TFL	Sck	INT	FR	FF	PR	PD
9/9	@ New Orleans	0	0	0	0	0.0	0-0	0	0	0	0
9/19	MIAMI	Inactive									
9/26	DETROIT	Inactive									
10/11	@ N.Y. Jets	0	0	0	0	0.0	0-0	0	0	0	0
10/17	DALLAS	1	0	1	0	0.0	0-0	0	0	0	0
10/24	@ Green Bay	0	0	0	0	0.0	0-0	0	0	0	0
10/31	@ New England	0	0	0	0	0.0	0-0	0	0	0	0
11/7	ARIZONA	0	0	0	0	0.0	0-0	0	0	0	0
11/14	@ Chicago	0	0	0	0	0.0	0-0	0	0	0	0
11/21	GREEN BAY	1	0	1	0	1.0	0-0	0	0	0	1
11/28	@ Washington	0	0	0	0	0.0	0-0	0	0	0	0
12/5	BUFFALO	0	0	0	0	0.0	0-0	0	0	0	0
12/13	N.Y. GIANTS	0	0	0	0	0.0	0-0	0	0	0	0
12/20	CHICAGO	0	0	0	0	0.0	0-0	0	0	0	0
12/28	@ Philadelphia	0	0	0	0	0.0	0-0	0	0	0	0
1/1/11	@ Detroit	0	0	0	0	0.0	0-0	0	0	0	0

**TOTALS** 2 0 2 0 1.0 0-0 0 0 0 1



1/17/10 DALLAS 1 0 1 0 0.0 0-0 0 0 0 1

1/24/10 @ New Orleans 0 0 0 0 0.0 0-0 0 0 0 0

**PLAYOFF TOTALS** 1 0 1 0 0.0 0-0 0 0 0 1

**ABDULLAH'S GAME-BY-GAME STATISTICS**
**2008  
VIKINGS**

Date	Opp.	Tkl	Ast	Tot	TFL	Sck	INT	FR	FF	PR	PD
9/8	@ Green Bay	0	0	0	0	0.0	0-0	0	0	0	0
9/14	INDIANAPOLIS	0	0	0	0	0.0	0-0	0	0	0	0
9/21	CAROLINA	0	0	0	0	0.0	0-0	0	0	0	0
9/28	@ Tennessee	0	0	0	0	0.0	0-0	0	0	0	0
10/6	@ New Orleans	0	0	0	0	0.0	0-0	0	0	0	0
10/12	DETROIT	0	0	0	0	0.0	0-0	0	0	0	0
10/19	@ Chicago	0	0	0	0	0.0	0-0	0	0	0	0
11/2	HOUSTON	0	0	0	0	0.0	0-0	0	0	0	0
11/9	GREEN BAY	0	0	0	0	0.0	0-0	0	0	0	0
11/16	@ Tampa Bay	0	0	0	0	0.0	0-0	0	0	0	0
11/23	@ Jacksonville	0	0	0	0	0.0	0-0	0	0	0	0
11/30	CHICAGO	0	0	0	0	0.0	0-0	0	0	0	0
12/7	@ Detroit	0	0	0	0	0.0	0-0	0	0	0	0
12/14	@ Arizona	0	0	0	0	0.0	0-0	0	0	0	0
12/21	ATLANTA	0	0	0	0	0.0	0-0	0	0	0	0
12/28	N.Y. GIANTS	0	0	0	0	0.0	0-0	0	0	0	0
<b>TOTALS</b>		<b>0</b>	<b>0</b>	<b>0</b>	<b>0</b>	<b>0.0</b>	<b>0-0</b>	<b>0</b>	<b>0</b>	<b>0</b>	<b>0</b>
1/4/09	PHILADELPHIA	0	0	0	0	0.0	0-0	0	0	0	0
<b>PLAYOFF TOTALS</b>		<b>0</b>	<b>0</b>	<b>0</b>	<b>0</b>	<b>0.0</b>	<b>0-0</b>	<b>0</b>	<b>0</b>	<b>0</b>	<b>0</b>

	<b>JEFF ALLEN</b> <i>OFFENSIVE LINE</i>	 
	6-4 • 306 • Born: 1/8/90 Chicago, Ill. • NFL Exp: 3 (3rd with Chiefs) GP/GS (Playoffs): 31/27 (1/1) Acq: D2-12 • Illinois	

### PRO CAREER:

- Third-year offensive lineman has played in 31 games (27 starts) at left guard.
- Has also started one postseason contest at left guard.
- Stepped in at left guard for LG Ryan Lilja, who moved to center to fill in for C Rodney Hudson after he was placed on injured reserve in 2012 and has started at the post since.
- Offensive lineman joined the Chiefs as the club's second-round pick (44th overall) in the 2012 NFL Draft.
- Played collegiately with Chiefs G Jon Asamoah and Chiefs WR A.J. Jenkins at Illinois.
- Saw his initial NFL action on special teams vs. Atlanta (9/9/12) and started his first career contest vs. San Diego (9/30/12).

**TRANSACTIONS:** Signed with Kansas City (5/16/12) ... Selected with the Chiefs second-round pick (44th overall) in the 2012 NFL Draft.

**2013:** Played in 15 games (14 starts) at left guard and was inactive in one contest with a groin injury and started one postseason game.

**2012:** Played in 16 games with 13 starts at left guard.

**COLLEGE:** Appeared in 49 games for Illinois, closing out his career with 47 consecutive starts - nine at right tackle, 38 at left tackle, a

mark that is tied for third-best in school history ... Finished his career with 336 knockdowns, along with 49 touchdown-resulting blocks.


### PERSONAL:

- Attended King High School in Chicago, Ill., earning 2007 Chicago Sun Times All-Public League Team honors and was named to the Champaign News-Gazette Special Mention All-State team, in addition to garnering Prep Star All-Region accolades.
- Ranked among the top 30 players in the state of Illinois by Rivals.com as the four-year two-way starter recorded 97 tackles and 2.0 sacks as a senior.
- Also blocked a punt for a touchdown, the only score of his career.
- Earned 2007 Chicago Sun Times All-Public League Team honors and was named to the Champaign News-Gazette Special Mention All-State Team as a senior.
- Recorded 97 tackles and 2.0 sacks as a senior at King High School in Chicago, Ill.

### GAMES PLAYED/GAMES STARTED

2012 (16/13), 2013 (15/14) — 31/27.

**PLAYOFFS:** 2013 KC (1/1) — 1/1.



**DONNIE  
AVERY**  
WIDE RECEIVER



5-11 • 200 • Born: 6/12/84  
Houston, Texas • NFL Exp: 7 (2nd with Chiefs)  
GP/GS (Playoffs) 71/57 (2/2)  
Acq: UFA-13 • Houston

**PRO CAREER:**

- Seventh-year wide receiver enters his second season with the Chiefs after joining the Chiefs as an unrestricted free agent in 2013.
- Has appeared in 71 career games (57 starts), recording 203 receptions for 2,685 yards (13.2 avg.) with 14 touchdowns. Also has 20 carries for 114 yards (5.7 avg.) with one touchdown and has two kickoff returns for 40 yards (20.0 avg.).
- Has played in two postseason contests, registering three receptions for 91 yards (30.3 avg.) and one rush for 15 yards.
- Set a new Kansas City franchise record for longest reception in a postseason contest, hauling in a 79-yard touchdown reception from QB Alex Smith in the club's AFC Wild Card Game at Indianapolis (1/4/14).
- Was the Chiefs third-leading receiver in yardage with 596 receiving yards and was fourth on the team with 40 receptions in 2013.
- Had his best statistical season in 2012 as he recorded career-highs with 60 receptions for 781 yards (13.0 avg.).
- Set a career-high with five touchdown receptions in 2009.
- Has recorded four career 100-yard receiving games.
- Originally entered the NFL the second-round draft pick (33rd overall) of the St. Louis Rams in the 2008 NFL Draft. Was the first wide receiver chosen in the 2008 NFL Draft.

**TRANSACTIONS:** Signed with Kansas City (3/13/13) ... Signed with Indianapolis (3/26/12) ... Signed with Tennessee (9/28/11) ... Released by St. Louis (9/3/11) ... Drafted by St. Louis in the second round (33rd overall) in the 2008 NFL Draft.

**KANSAS CITY (2013):** Played in 16 games (14 starts) at wide receiver, posting 40 receptions for 596 yards (14.9 avg.) with two touchdowns and recording two carries for six yards (3.0 avg.) ... Started one postseason contest, recording one reception from a franchise-record 79-yard touchdown pass from QB Alex Smith in the club's AFC Wild Card Game at Indianapolis (1/4/14).

**INDIANAPOLIS (2012):** Appeared in 16 games (15 starts), accumulating 60 receptions for 781 yards (13.0 avg.) with three touchdowns ... Added four rushes for nine yards (2.3 avg.) ... Started one postseason contest, recording two receptions for 12 yards (6.0 avg.) and one rush for 15 yards.

**TENNESSEE (2011):** Played in eight games with the Titans, recording three receptions for 45 yards (15.0 avg.) with one touchdown.

**ST. LOUIS 2008-10:** Appeared in 31 games (28 starts) during three seasons in St. Louis, tallying 103 receptions for 1,308 yards (12.7 avg.) with eight touchdowns ... Also added 14 carries for 99 yards (7.1 avg.) with one touchdown and two kickoff returns for 40 yards (20.0 avg.).

**2010:** Was placed on injured reserve with a knee injury prior to the start of the regular season.

**2009:** Started all 16 contests, recording 47 receptions for 589 yards (12.5 avg.) with three touchdowns ... Added four rushes for 30 yards (7.5 avg.) and one kickoff return for 19 yards.

**2008:** Played in 15 games (12 starts) as a rookie, registering 53 receptions for 674 yards (12.7 avg.) with three touchdowns ... Also had 10 carries for 69 yards (6.9 avg.) with one touchdown and one kickoff return for 21 yards.

**COLLEGE:** Played in 50 games (42 starts) in four years at the University of Houston ... Totaled 210 receptions for 3,289 yards (15.7 avg.) with 19 touchdowns ... Added 40 kickoff returns for 896 yards (22.4 avg.) with one touchdown and three punt returns for 28 yards (9.3 avg.) ... Became the fifth player in University of Houston history to amass more than 4,000 all-purpose yards (4,213) in a career ... His 210 career receptions ranked fourth in Houston history ... Became just the third player in school history to gain more than 3,000 receiving yards (3,289) in a career ... Became the first player in Conference USA history to gain more than 300 receiving yards in a game when he posted 346 yards against Rice (10/13/07) ... Played in 13 games (11 starts) as a senior in 2007, catching 91 passes for 1,456 yards (16.0 avg.) with seven touchdowns ... Added 15 kickoff returns for 424 yards (28.3 avg.) with one touchdown ... Led Conference USA and ranked fourth in the nation with 112.0 receiving yards per game as a senior ... His 1,456 receiving yards ranked second in school history and set a conference record ... Earned consensus All-Conference USA first-team honors and second-team honors as a return specialist in 2007 ... Appeared in 14 games (12 starts) as a junior in 2006, recording 57 receptions for 852 yards (14.9 avg.) with five touchdowns ... Also returned six kickoffs for 113 yards (18.8 avg.) ... Played in 12 games (10 starts) in 2005 as a sophomore, grabbing 44 receptions for 688 yards (15.6 avg.) with five touchdowns and added



one kickoff return for 16 yards ... Started all 11 games he appeared in as a redshirt freshman in 2004, recording 18 receptions for 293 yards (16.3 avg.) with two touchdowns ... Added three punt returns for 28 yards (9.3 avg.) ... Redshirted as a true freshman in 2003 ... Majored in Sports Administration at Houston.

**PERSONAL:**

- Attended Hastings High School in Alief, Texas,

where he was named a unanimous first-team all-district selection as both wide receiver and return specialist in his senior season.

- Had 36 receptions for 502 yards and two touchdowns to lead District 19-5A receivers in 2002.
- Has one daughter, Dionna, and one son, Donnie Jr.

**AVERY'S NFL STATISTICS**

Year	Team	G-S	No.	RECEIVING				No.	Yds.	Avg.	LG	TD
				Yds.	Avg.	LG	TD					
2008	St. Louis	15-12	53	674	12.7	69t	3	10	69	6.9	37t	1
2009	St. Louis	16-16	47	589	12.5	50	5	4	30	7.5	15	0
2010	St. Louis			<i>Injured Reserve/Knee</i>								
2011	Tennessee	8-0	3	45	15.0	23	1	0	0	0.0	--	0
2012	Indianapolis	16-15	60	781	13.0	48	3	4	9	2.3	7	0
2013	Kansas City	16-14	40	596	14.9	51	2	2	6	3.0	4	0
<b>Totals</b>		<b>71-57</b>	<b>203</b>	<b>2,685</b>	<b>13.2</b>	<b>69t</b>	<b>14</b>	<b>20</b>	<b>114</b>	<b>5.7</b>	<b>37t</b>	<b>1</b>

**Additional Stats:** Has two kickoff returns for 40 yards (20.0 avg.).

**POSTSEASON**

Year	Team	G-S	No.	RECEIVING				No.	Yds.	Avg.	LG	TD
				Yds.	Avg.	LG	TD					
2012	Indianapolis	1-1	2	12	6.0	12	0	1	15	15.0	15	0
2013	Kansas City	1-1	1	79	79.9	79t	1	0	0	0.0	--	0
<b>Totals</b>		<b>2-2</b>	<b>3</b>	<b>91</b>	<b>30.3</b>	<b>79t</b>	<b>1</b>	<b>1</b>	<b>15</b>	<b>15.0</b>	<b>15</b>	<b>0</b>

**SINGLE-GAME CAREER HIGHS**

**Receptions:** 9, twice, last vs. Minnesota (9/6/12)

**Yards:** 163 at New England (10/26/08)

**Long Reception:** 69t at New England (10/26/08)

**Touchdowns:** 2, twice, last at Detroit (12/2/12)

# AVERY'S GAME-BY-GAME STATISTICS

## 2013

### CHIEFS

Date	Opp.	RECEIVING					RUSHING				
		No.	Yds.	Avg.	LG	TD	No.	Yds.	Avg.	LG	TD
9/8	@ Jacksonville	2	11	5.5	6	1	0	0	0.0	--	0
9/15	DALLAS	2	38	19.0	31	0	1	2	2.0	2	0
9/19	@ Philadelphia	7	141	20.1	51	0	0	0	0.0	--	0
9/29	N.Y. GIANTS	2	23	11.5	14	0	0	0	0.0	--	0
10/6	@ Tennessee	3	91	30.3	44	0	0	0	0.0	--	0
10/13	OAKLAND	2	6	3.0	4	0	0	0	0.0	--	0
10/20	HOUSTON	3	33	11.0	17	0	0	0	0.0	--	0
10/27	CLEVELAND	3	31	10.3	18	0	1	4	4.0	4	0
11/3	@ Buffalo	3	22	7.3	9	0	0	0	0.0	--	0
11/17	@ Denver	1	20	20.0	20	0	0	0	0.0	--	0
11/24	SAN DIEGO	4	91	22.8	36	1	0	0	0.0	--	0
12/1	DENVER	2	17	8.5	16	0	0	0	0.0	--	0
12/8	@ Washington	1	7	7.0	7	0	0	0	0.0	--	0
12/15	@ Oakland	2	33	16.5	23	0	0	0	0.0	--	0
12/22	INDIANAPOLIS	3	32	10.7	15	0	0	0	0.0	--	0
12/29	@ San Diego	0	0	0.0	--	0	0	0	0.0	--	0
<b>TOTALS</b>		<b>40</b>	<b>596</b>	<b>14.9</b>	<b>51</b>	<b>2</b>	<b>2</b>	<b>6</b>	<b>3.0</b>	<b>4</b>	<b>0</b>

1/4/14 @ Indianapolis 1 79 79.0 79 1 0 0 0.0 -- 0

**PLAYOFF TOTALS 1 79 79.0 79 1 0 0 0.0 -- 0**

## 2012

### COLTS

Date	Opp.	RECEIVING					RUSHING				
		No.	Yds.	Avg.	LG	TD	No.	Yds.	Avg.	LG	TD
9/9	@ Chicago	3	37	12.3	26	1	0	0	0.0	--	0
9/16	MINNESOTA	9	111	12.3	41	0	2	7	3.5	7	0
9/23	JACKSONVILLE	2	28	14.0	15	0	0	0	0.0	--	0
10/7	GREEN BAY	3	22	7.3	10	0	0	0	0.0	--	0
10/14	@ New York Jets	4	60	15.0	24	0	1	-1	-1.0	-1	0
10/21	CLEVELAND	4	46	11.5	16	0	0	0	0.0	--	0
10/28	@ Tennessee	4	42	10.5	17	0	0	0	0.0	--	0
11/4	MIAMI	5	108	21.6	48	0	0	0	0.0	--	0
11/8	@ Jacksonville	4	65	16.3	44	0	0	0	0.0	--	0
11/18	@ New England	3	34	11.3	19	0	0	0	0.0	--	0
11/25	BUFFALO	3	31	10.3	17	0	0	0	0.0	--	0
12/2	@ Detroit	5	91	18.2	42	2	0	0	0.0	--	0
12/9	TENNESSEE	3	31	10.3	18	0	1	3	3.0	3	0
12/16	@ Houston	3	37	12.3	15	0	0	0	0.0	--	0
12/23	@ Kansas City	5	38	7.6	28	0	0	0	0.0	--	0
12/30	HOUSTON	0	0	0.0	0	0	0	0	0.0	--	0
<b>TOTALS</b>		<b>60</b>	<b>781</b>	<b>13.0</b>	<b>48</b>	<b>3</b>	<b>4</b>	<b>9</b>	<b>2.3</b>	<b>7</b>	<b>0</b>

1/6/13 @ Baltimore 2 12 6.0 7 0 1 15 15.0 15 0

**PLAYOFF TOTALS 2 12 6.0 7 0 1 15 15.0 15 0**

## 2011

### TITANS

Date	Opp.	RECEIVING					RUSHING				
		No.	Yds.	Avg.	LG	TD	No.	Yds.	Avg.	LG	TD
9/11	@ Jacksonville										
9/18	BALTIMORE										
9/25	DENVER										
10/2	@ Cleveland	0	0	0.0	--	0	0	--	0.0	--	0
10/9	@ Pittsburgh	0	0	0.0	--	0	0	--	0.0	--	0
10/23	HOUSTON	0	0	0.0	--	0	0	--	0.0	--	0
10/30	INDIANAPOLIS	0	0	0.0	--	0	0	--	0.0	--	0
11/6	CINCINNATI	0	0	0.0	--	0	0	--	0.0	--	0
11/13	@ Carolina	0	0	0.0	--	0	0	--	0.0	--	0
11/20	@ Atlanta										
11/27	TAMPA BAY										
12/4	@ Buffalo										
12/11	NEW ORLEANS										
12/18	@ Indianapolis										
12/24	JACKSONVILLE	0	0	0.0	--	0	0	--	0.0	--	0
1/1/12	@ Houston	3	45	15.0	23	1	0	--	0.0	--	0
<b>TOTALS</b>		<b>3</b>	<b>45</b>	<b>15.0</b>	<b>23</b>	<b>1</b>	<b>0</b>	<b>--</b>	<b>0.0</b>	<b>--</b>	<b>0</b>

Not on roster

Not on roster

Not on roster

Inactive

Inactive

Inactive

Active, Did not play

Inactive

# AVERY'S GAME-BY-GAME STATISTICS

## 2010

### RAMS

Date	Opp.	RECEIVING					RUSHING				
		No.	Yds.	Avg.	LG	TD	No.	Yds.	Avg.	LG	TD
9/12	ARIZONA										
9/19	@ Oakland										
9/26	WASHINGTON										
10/3	SEATTLE										
10/10	@ Detroit										
10/17	SAN DIEGO										
10/24	@ Tampa Bay										
10/31	CAROLINA										
11/14	@ San Francisco										
11/21	ATLANTA										
11/28	@ Denver										
12/5	@ Arizona										
12/12	@ New Orleans										
12/19	KANSAS CITY										
12/26	SAN FRANCISCO										
1/2/11	@ Seattle										
<b>TOTALS</b>		<b>0</b>	<b>0</b>	<b>0.0</b>	<b>0</b>	<b>0</b>	<b>0</b>	<b>--</b>	<b>0.0</b>	<b>--</b>	<b>0</b>

## 2009

### RAMS

Date	Opp.	RECEIVING					RUSHING				
		No.	Yds.	Avg.	LG	TD	No.	Yds.	Avg.	LG	TD
9/13	@ Seattle	6	46	7.7	16	0	1	8	8.0	8	0
9/20	@ Washington	1	4	4.0	4	0	0	0	0.0	--	0
9/27	GREEN BAY	3	12	4.0	5	0	0	0	0.0	--	0
10/4	@ San Francisco	3	47	15.7	22	0	0	0	0.0	--	0
10/11	MINNESOTA	5	87	17.4	27t	1	0	0	0.0	--	0
10/18	@ Jacksonville	1	17	17.0	17t	1	0	0	0.0	--	0
10/25	INDIANAPOLIS	2	58	29.0	50	0	0	0	0.0	--	0
11/1	@ Detroit	1	15	15.0	15	0	0	0	0.0	--	0
11/15	NEW ORLEANS	4	67	16.8	29t	2	0	0	0.0	--	0
11/22	ARIZONA	4	65	16.3	29	0	1	4	4.0	4	0
11/29	SEATTLE	4	48	12.0	28	1	0	0	0.0	--	0
12/6	@ Chicago	3	30	10.0	18	0	1	15	15.0	15	0
12/13	@ Tennessee	2	14	7.0	10	0	0	0	0.0	--	0
12/20	HOUSTON	4	32	8.0	10	0	0	0	0.0	--	0
12/27	@ Arizona	2	24	12.0	13	0	1	3	3.0	3	0
1/3/10	SAN FRANCISCO	2	23	11.5	20	0	0	0	0.0	--	0
<b>TOTALS</b>		<b>47</b>	<b>589</b>	<b>12.5</b>	<b>50</b>	<b>5</b>	<b>4</b>	<b>30</b>	<b>7.5</b>	<b>15</b>	<b>0</b>

## 2008

### RAMS

Date	Opp.	RECEIVING					RUSHING				
		No.	Yds.	Avg.	LG	TD	No.	Yds.	Avg.	LG	TD
9/7	@ Philadelphia										
9/14	NEW YORK GIANTS	0	0	0.0	--	0	0	0	0.0	--	0
9/21	@ Seattle	3	24	8.0	10	0	0	0	0.0	--	0
9/28	BUFFALO	3	22	7.3	15	0	1	37	37.0	37t	1
10/12	@ Washington	4	73	18.3	43	0	1	-5	-5.0	-5	0
10/19	DALLAS	4	55	13.8	42t	1	2	17	8.5	10	0
10/26	@ New England	6	163	27.2	69t	1	1	-1	-1.0	-1	0
11/2	ARIZONA	3	26	8.7	15	0	0	0	0.0	--	0
11/9	@ New York Jets	2	29	14.5	20	0	1	13	13.0	13	0
11/16	@ San Francisco	9	93	10.3	29	0	0	0	0.0	--	0
11/23	CHICAGO	1	14	14.0	14	0	1	-5	-5.0	-5	0
11/30	MIAMI	0	0	0.0	--	0	1	2	2.0	2	0
12/7	@ Arizona	2	18	9.0	9	0	0	0	0.0	--	0
12/14	SEATTLE	6	61	10.2	24	0	2	11	5.5	7	0
12/21	SAN FRANCISCO	5	56	11.2	18	0	0	0	0.0	--	0
12/28	@ Atlanta	5	40	8.0	16t	1	0	0	0.0	--	0
<b>TOTALS</b>		<b>53</b>	<b>674</b>	<b>12.7</b>	<b>69t</b>	<b>3</b>	<b>10</b>	<b>69</b>	<b>6.9</b>	<b>37t</b>	<b>1</b>



## **ALLEN BAILEY** DEFENSIVE LINE



6-3 • 288 • Born: 3/25/89  
Sapelo Island, Ga. • NFL Exp: 4 (4th with Chiefs)  
GP/GS (Playoffs) 41/4 (1/0)  
Acq: D3b-11 • Miami

### **PRO CAREER:**

- Fourth-year player has seen action in 41 games (four starts) and has been inactive for two contests.
- Has 42 tackles (33 solo), 2.0 sacks (-17.0 yards), eight QB pressures, two fumble recoveries, four passes defended and one special teams tackle.
- Has also played in one postseason game, seeing action on defense and special teams, recording one pass defended.
- Joined Kansas City as the second of two third-round picks in the 2011 NFL Draft.
- Made his initial NFL start at right defensive end vs. Baltimore (10/7/12), filling in for an injured DE Glenn Dorsey.

**TRANSACTIONS:** Signed with Kansas City (7/28/11) ... Originally entered the NFL as the second of two third-round picks (86th overall) in the 2011 NFL Draft.

**2013:** Played on defense and special teams in 15 games (three starts) and was inactive in one game ... Appeared on defense and special teams in one postseason contest ... Recorded 30 tackles (25 solo), one sack for eight yards, one tackle for loss, two passes defended and two quarterback pressures.

**2012:** Played in 10 games (one start) and was inactive for two contests, recording five tackles (three solo) and a fumble recovery before being placed on injured reserve with an ankle/leg injury..

**2011:** Played in 16 contests on special teams and 14 contests on defense, recording seven tackles (five solo), including one for loss, 1.0 sack (-9.0 yards), six QB pressures, a fumble recovery and two passes defended ... Also had one kickoff return for four yards and one special teams tackle ... Posted first two career tackles at Indianapolis (10/9) ... Had a fumble recovery and a four-yard kickoff return at New England (11/21) ... Recorded his first-career sack (-9.0 yards) on QB Aaron Rodgers vs. Green Bay (12/18).

**COLLEGE:** Played in 50 games with 27

starts for Miami (19 at left defensive end, five at left defensive tackle and three at right defensive end) ... Recorded 103 tackles (55 solo) with 19.0 sacks (-146.0 yards) and 31.0 tackles for loss (-183.0 yards) ... Also had two forced fumbles, three passes defended and 18 quarterback pressures ... Two-time All-Atlantic Coast Conference selection ... An All-ACC second-team selection after leading Miami with 7.0 sacks (-34.0 yards) and forced three quarterback pressures as a senior ... Elected defensive captain for the Hurricanes ... Earned the team's Strength Training Athlete of the Year award his final two seasons ... Recorded a career-high 3.5 sacks vs. North Carolina to earn ACC Defensive Lineman of the Week honors ... Produced five tackles, tying a career-high with four solo stops vs. Pittsburgh ... A first-team All-ACC selection at defensive tackle after recording 34 tackles (19 solo) and leading the team with 7.0 sacks (-66.0 yards) and 11.0 tackles for loss (-77.0 yards) with two forced fumbles as a junior ... Recorded 24 tackles (15 solo) and led Miami with 5.0 sacks (-46.0 yards) as a sophomore ... Saw majority of playing time on special teams as a true freshman ... Majored in Communications.

### **PERSONAL:**

- Played linebacker and fullback at McIntosh County Academy in Darien, Ga.
- Grew up in the historic Hog Hammock community on Sapelo Island, Ga., a state-protected village off of the Georgia coast that can only be reached by airplane or boat, with a ferry covering the seven-mile, 20-minute trip. The island covers 434 acres and has a population of 70 citizens. Bailey rode the ferry daily to the mainland on his way to school.
- Was honored with "Allen Bailey Day" in Hog Hammock on April 7, 2012 on Sapelo Island.
- Ranked in the *Tampa Tribune* "Best of the South" and the *Atlanta Journal-Constitution* "Super Southern 100."
- Member of Allen Wallace's PrepStar 100 team.



### BAILEY'S NFL STATISTICS

Year	Team	G-S	TACKLES			SACKS		INTS			FUMBLES			QB
			Solos	Asst.	Total	No.	Yds.	No.	Yds.	PDs	FF	FR	Yds.	Press.
2011	Kansas City	16-0	5	2	7	1.0	9.0	0	0	2	0	1	0	6
2012	Kansas City	10-1	3	2	5	0.0	0.0	0	0	0	0	1	0	0
2013	Kansas City	15-3	25	5	30	1.0	8.0	0	0	2	0	0	0	2
<b>Totals</b>		<b>41-4</b>	<b>33</b>	<b>9</b>	<b>42</b>	<b>2.0</b>	<b>17.0</b>	<b>0</b>	<b>0</b>	<b>4</b>	<b>0</b>	<b>2</b>	<b>0</b>	<b>8</b>

**Additional Stats:** Had a four-yard kickoff return at New England (11/21/11). Had one special teams tackle in 2011.

### POSTSEASON

Year	Team	G-S	TACKLES			SACKS		INTS			FUMBLES			QB
			Solos	Asst.	Total	No.	Yds.	No.	Yds.	PDs	FF	FR	Yds.	Press.
2013	Kansas City	1-0	0	0	0	0.0	0.0	0	0	1	0	0	0	0
<b>Totals</b>		<b>1-0</b>	<b>0</b>	<b>0</b>	<b>0</b>	<b>0.0</b>	<b>0.0</b>	<b>0</b>	<b>0</b>	<b>1</b>	<b>0</b>	<b>0</b>	<b>0</b>	<b>0</b>

### SINGLE GAME CAREER HIGHS

**Tackles:** 9 (seven solo) at San Diego (12/29/13)    **Fumble Recoveries:** 1 at New England (11/21/11) , at Pittsburgh (11/12/12)  
**Sacks:** 1.0, twice, last vs. N.Y. Giants (9/29/13)  
**QB Pressures:** 2 vs. Oakland (12/24/11)    **Passes Defensed:** 1, four times, last vs. San Diego (11/24/13)

### BAILEY'S GAME-BY-GAME STATISTICS

#### 2013 CHIEFS

Date	Opp.	Tkl	Ast	Tot	TFL	Sck	INT	FR	FF	PR	PD
9/8	@ Jacksonville					Inactive					
9/15	DALLAS	0	0	0	0	0.0	0-0	0	0	0	0
9/19	@ Philadelphia	0	0	0	0	0.0	0-0	0	0	0	0
9/29	N.Y. GIANTS	3	0	3	1	1.0	0-0	0	0	1	0
10/6	@ Tennessee	1	0	1	0	0.0	0-0	0	0	0	0
10/13	OAKLAND	1	0	1	0	0.0	0-0	0	0	0	1
10/20	HOUSTON	0	0	0	0	0.0	0-0	0	0	0	0
10/27	CLEVELAND	0	0	0	0	0.0	0-0	0	0	0	0
11/3	@ Buffalo	0	0	0	0	0.0	0-0	0	0	0	0
11/17	@ Denver	5	1	6	0	0.0	0-0	0	0	0	0
11/24	SAN DIEGO	1	0	1	0	0.0	0-0	0	0	0	1
12/1	DENVER	1	1	2	0	0.0	0-0	0	0	1	0
12/8	@ Washington	1	0	1	0	0.0	0-0	0	0	0	0
12/15	@ Oakland	2	0	2	0	0.0	0-0	0	0	0	0
12/22	INDIANAPOLIS	3	1	4	0	0.0	0-0	0	0	0	0
12/29	@ San Diego	7	2	9	0	0.0	0-0	0	0	0	0
<b>TOTALS</b>		<b>25</b>	<b>5</b>	<b>30</b>	<b>1</b>	<b>1.0</b>	<b>0-0</b>	<b>0</b>	<b>0</b>	<b>2</b>	<b>2</b>
1/4/14	@ Indianapolis	0	0	0	0	0.0	0-0	0	0	0	1
<b>PLAYOFF TOTALS</b>		<b>0</b>	<b>0</b>	<b>0</b>	<b>0</b>	<b>0.0</b>	<b>0-0</b>	<b>0</b>	<b>0</b>	<b>0</b>	<b>1</b>

**BAILEY'S GAME-BY-GAME STATISTICS**
**2012  
CHIEFS**

Date	Opp.	Tkl	Ast	Tot	TFL	Sck	INT	FR	FF	PR	PD
9/9	ATLANTA					Inactive					
9/16	@ Buffalo					Inactive					
9/23	@ New Orleans	0	0	0	0	0.0	0-0	0	0	0	0
9/30	SAN DIEGO	0	0	0	0	0.0	0-0	0	0	0	0
10/7	BALTIMORE	2	0	2	0	0.0	0-0	0	0	0	0
10/14	@ Tampa Bay	0	0	0	0	0.0	0-0	0	0	0	0
10/28	OAKLAND	0	1	1	0	0.0	0-0	0	0	0	0
11/1	@ San Diego	0	1	1	0	0.0	0-0	0	0	0	0
11/12	@ Pittsburgh	1	0	1	0	0.0	0-0	1	0	0	0
11/18	CINCINNATI	0	0	0	0	0.0	0-0	0	0	0	0
11/25	DENVER	0	0	0	0	0.0	0-0	0	0	0	0
12/2	CAROLINA	0	0	0	0	0.0	0-0	0	0	0	0
12/9	@ Cleveland					Injured Reserve/Ankle, Leg					
12/16	@ Oakland					Injured Reserve/Ankle, Leg					
12/23	INDIANAPOLIS					Injured Reserve/Ankle, Leg					
<b>TOTALS</b>		<b>3</b>	<b>2</b>	<b>5</b>	<b>0</b>	<b>0.0</b>	<b>0-0</b>	<b>1</b>	<b>0</b>	<b>0</b>	<b>0</b>

**2011  
CHIEFS**

Date	Opp.	Tkl	Ast	Tot	TFL	Sck	INT	FR	FF	PR	PD
9/11	BUFFALO	0	0	0	0	0.0	0-0	0	0	0	0
9/18	@ Detroit	0	0	0	0	0.0	0-0	0	0	0	0
9/25	@ San Diego	0	0	0	0	0.0	0-0	0	0	0	1
10/2	MINNESOTA	0	0	0	0	0.0	0-0	0	0	0	0
10/9	@ Indianapolis	0	2	2	0	0.0	0-0	0	0	0	0
10/23	@ Oakland	0	0	0	0	0.0	0-0	0	0	1	0
10/31	SAN DIEGO	1	0	1	0	0.0	0-0	0	0	1	0
11/6	MIAMI	0	0	0	0	0.0	0-0	0	0	0	1
11/13	DENVER	0	0	0	0	0.0	0-0	0	0	0	0
11/21	@ New England	0	0	0	0	0.0	0-0	1	0	0	0
11/27	PITTSBURGH	2	0	2	1	0.0	0-0	0	0	1	0
12/4	@ Chicago	0	0	0	0	0.0	0-0	0	0	0	0
12/11	@ N.Y. Jets	0	0	0	0	0.0	0-0	0	0	0	0
12/18	GREEN BAY	0	0	0	0	1.0	0-0	0	0	0	0
12/24	OAKLAND	0	0	0	0	0.0	0-0	0	0	2	0
1/1/12	@ Denver	2	0	2	0	0.0	0-0	0	0	1	0
<b>TOTALS</b>		<b>5</b>	<b>2</b>	<b>7</b>	<b>1</b>	<b>1.0</b>	<b>0-0</b>	<b>1</b>	<b>0</b>	<b>6</b>	<b>2</b>

	<b>ERIC BERRY</b> SAFETY		 
	6-0 • 211 • Born: 12/29/88 Fairburn, Ga. • NFL Exp: 5 (5th with Chiefs) GP/GS (Playoffs): 48/48 (2/2) Acq: D1-10 • Tennessee		 

### PRO CAREER:

- Fifth-year defensive back returns for his fifth season with the Chiefs in 2014.
- Was selected to his third Pro Bowl following the 2013 season. His other trips to the NFL's annual all-star game came following his rookie year (2010) and after the 2012 season.
- Was named first-team All-Pro following the 2013 season, the first All-Pro defensive player since for Kansas City since LB Derrick Johnson in 2011 and the Chiefs first All-Pro safety since Deron Cherry following the 1988 season.
- Was named to the Pro Football Writers of America (PFWA) All-NFL Team following the 2013 season, joining RB Jamaal Charles and PR Dexter McCcluster.
- Was named a team captain for the defense in a vote by teammates for the 2013 postseason, joining LB Derrick Johnson (defense); QB Alex Smith and RB Jamaal Charles (offense); and P Dustin Colquitt and S Husain Abdullah (special teams).
- Returned two interceptions for touchdowns in 2013, giving him three interception return touchdowns for his career. That mark ranks tied for fifth in team history for most interception return touchdowns for a career.
- Had a career-high 3.5 sacks (-26.5 yards) in 2013, a number that tied for first among all defensive backs in the league. Has 5.5 career sacks (-37.5 yards) to rank fourth in team history for defensive backs, needing just 1.5 more sacks to establish a new franchise record for most QB takedowns by a defensive back.
- Has started all 48 games he's appeared in.
- Has started both postseason contests he's played in.
- Led the Chiefs with four interceptions as a rookie in 2010.
- Joined the Chiefs as the fifth overall selection in the 2010 NFL Draft.

**TRANSACTIONS:** Signed with Kansas City (7/30/10) ... Selected with the Chiefs first pick (fifth overall) in the 2010 NFL Draft.

**2013:** Started at strong safety in 15 games and was active but did not play in one contest, recording 73 tackles (66 solo), including 11 for loss, 3.5 sacks (-26.5 yards), three interceptions for two touchdowns, eight quarterback pressures, 10 passes defended, one forced fumble and two fumble recoveries ... Started one postseason contest, logging a team-high nine tackles (seven solo) and a forced fumble.

**2012:** Started 16 games at strong safety,

recording 86 tackles (73 solo), including 10 for loss, an interception and 10 passes defended ... Was named the starting strong safety in the 2012 Pro Bowl.

**2011:** Started at strong safety vs. Buffalo (9/11) before leaving the game with a knee injury ... Was placed on injured reserve on Sept. 14.

**2010:** Started 16 games at SS ... Named a Pro Bowl starter, becoming the first Chiefs rookie to earn a berth in that game since LB Derrick Thomas following the '89 season ... First Chiefs safety to make the Pro Bowl since S Jerome Woods following the 2003 season ... Earned NFL All-Rookie honors from *Pro Football Weekly*/PFWA and *The Sporting News* ... Led the defensive backs and finished second on the team with 126 tackles (82 solo) with two for loss ... Paced the club with four interceptions returned for 102 yards with a TD ... Also had 2.0 sacks (-11.0 yards), 13 passes defended, a forced fumble and six QB pressures ... Added nine special teams tackles and returned a missed FG for 87 yards ... Was just the fifth rookie in Kanas City history with a 100-tackle season ... His 126 tackles were a Chiefs rookie record for tackles by a safety, bypassing S Greg Wesley (101) ... Based on press box stats was second among NFL rookie safeties in tackles, PBUs (9) and INTs (4) ... His four INTs tied for the fourth-highest total by a rookie in Chiefs history ... Was the first Chiefs rookie to lead the team in INTs since CB Dale Carter in '92 ... Was third among AFC rookies and fourth among rookies in the NFL with four INTs ... Was one of four rookies in the NFL to return an INT for a TD ... His four INTs tied for sixth overall in the AFC ... Tied for second among rookie DBs with 2.0 sacks ... A five-time NFL Rookie of the Week finalist, tying QB Sam Bradford and WR Mike Williams for the NFL lead ... Named the NFL Defensive Rookie of the Month for December/January, posting 39 tackles (27 solo), eight passes defended, two INTs with one TD and five special teams tackles. Was the first member of the Chiefs to ever win this honor ... Generated a career-high 12 tackles (seven solo) and a pass defended at Cleveland (9/19) ... Returned a missed FG for 87 yards at Denver (11/14) ... Returned an INT for a 54-yard TD vs. Tennessee (12/26) ... Amassed 12 tackles (11 solo), four passes defended and one special teams tackle in an AFC Wild Card Game vs. Baltimore (1/9/11).

**COLLEGE:** Started 39 games in three years at Tennessee ... Made 37 starts at strong safety, one at left cornerback and one at nickel back ... Tallied 245 tackles (157 solo), 17.5 tackles

for loss (-45.0 yards), 3.0 sacks (-11.0 yards) and 14 INTs for 494 yards with three TDs ... Also had 31 passes defended, four fumble recoveries, two forced fumbles and three QB pressures ... Rushed seven times for 37 yards and caught one pass for three yards ... Returned six kickoffs for 132 yards and added 14 special teams tackles ... Was a two-time unanimous All-America pick ... Opened all 13 games as a junior in 2009, recording 87 tackles (56 solo), two INTs for seven yards, nine passes defended, two fumble recoveries, one forced fumble and three QB pressures. Added 14 special teams tackles and four kickoff returns for 100 yards. Earned All-America honors for the second consecutive year. Received the Jim Thorpe Award as the nation's top defensive back ... Started 12 games as a sophomore in 2008, totaling 72 tackles (44 solo), 3.0 sacks, seven INTs for 265 yards with two TDs and 13 passes defended. Added two kickoff returns for 32 yards, seven carries for 37 yards and one catch for three yards ... Unanimous All-America selection ... Named Jack Tatum Award winner as the best defensive back in college football and was named the SEC Defensive Player of the year ... Opened all 14 games as a true freshman in 2007, tallying 86 tackles (57 solo)

#### PERSONAL:

- Selected jersey number 29 with the Chiefs to honor former University of Tennessee

teammate DB Inky Johnson, who suffered a severe shoulder injury in 2006.

- Berry's father, James, was a four-year letterman as a running back at Tennessee ('78-81), serving as team captain as a senior.
- Twin younger brothers, Elliott and Evan, play football at Tennessee.
- Was a ParadeAll-America selection as a senior at Creekside High School in Fairburn, Ga., where he played QB and DB.
- Named Georgia High School Player of the Year by Gatorade and the Atlanta Journal-Constitution.
- Also ran track and set school records in the long jump (22'-8") and the 200-meter dash (21.76 seconds).
- Interned in a dental office while in high school.

#### HONOR ROLL

- Mack Lee Hill Award: Chiefs Rookie of the Year Award (1) - 2010**
- Pro Football Weekly/PFWA All-Rookie Team (1) - 2010**
- The Sporting News All-Rookie Team - 2010**
- Pro Bowl - 2011, 2012, 2013**

#### BERRY'S NFL STATISTICS

Year	Team	G-S	TACKLES			SACKS		INTERCEPTIONS					FUMBLES		
			Solos	Asst.	Total	No.	Yds.	No.	Yds.	LG	TDs	PDs	FF	FR	Yds.
2010	Kansas City	16-16	82	44	126	2.0	11.0	4	102	54t	1	13	1	0	0
2011	Kansas City	1-1	0	0	0	0.0	0.0	0	0	--	0	0	0	0	0
2012	Kansas City	16-16	73	13	86	0.0	0.0	1	0	--	0	10	0	0	0
2013	Kansas City	15-15	66	7	73	3.5	26.5	3	134	49	2	10	1	2	24
<b>Totals</b>		<b>48-48</b>	<b>221</b>	<b>64</b>	<b>285</b>	<b>5.5</b>	<b>37.5</b>	<b>8</b>	<b>236</b>	<b>54t</b>	<b>3</b>	<b>33</b>	<b>2</b>	<b>2</b>	<b>24</b>

**Additional Stats:** Has 12 QB pressures — eight in 2013 and four in 2010. Had nine special teams tackles in 2010. Returned a missed FG for 87 yards at Denver (11/14/10). Had a 54-yard INT return for a TD vs. Tennessee (12/26/10).

#### POSTSEASON

Year	Team	G-S	TACKLES			SACKS		INTERCEPTIONS					FUMBLES		
			Solos	Asst.	Total	No.	Yds.	No.	Yds.	LG	TDs	PDs	FF	FR	Yds.
2010	Kansas City	1-1	11	1	12	0.0	0.0	0	0	--	0	4	0	0	0
2013	Kansas City	1-1	7	2	9	0.0	0.0	0	0	--	0	0	1	0	0
<b>Totals</b>		<b>2-2</b>	<b>18</b>	<b>3</b>	<b>21</b>	<b>0.0</b>	<b>0.0</b>	<b>0</b>	<b>0</b>	<b>--</b>	<b>0</b>	<b>4</b>	<b>1</b>	<b>0</b>	<b>0</b>

**Additional Stats:** Had one special teams tackle in 2010.

#### SINGLE-GAME CAREER HIGHS

**Tackles:** 12 (seven solo) vs. San Francisco (9/26/10)

(nine solo) vs. Buffalo (10/31/10)

**Sacks:** 2.0 at Oakland (11/7/10)

**Interceptions:** 2 at Oakland (12/15/13)

**INT Return Yards:** 96 at Oakland (12/15/13)

**Long INT Return:** 54 vs. Tennessee (12/26/10)

**Passes Defended:** 3 at St. Louis (12/19/10)

**QB Pressures:** 3 at Oakland (11/7/10)

**Forced Fumble:** 1 vs. Jacksonville (10/24/10)



# BERRY'S GAME-BY-GAME STATISTICS

**2013**

**CHIEFS**

Date	Opp.	Tkl	Ast	Tot	TFL	Sck	INT	FR	FF	PR	PD
9/8	@ Jacksonville	6	1	7	1	0.5	0-0	0	0	0	0
9/15	DALLAS	2	0	2	0	0.0	0-0	1	0	0	0
9/19	@ Philadelphia	5	0	5	0	0.0	1-38	0	0	0	2
9/29	N.Y. GIANTS	2	0	2	0	0.0	0-0	1	0	2	2
10/6	@ Tennessee	3	2	5	0	0.0	0-0	0	0	0	1
10/13	OAKLAND	6	0	6	1	1.0	0-0	0	0	1	0
10/20	HOUSTON	3	0	3	0	0.0	0-0	0	0	0	2
10/27	CLEVELAND	4	0	4	1	0.0	0-0	0	0	0	0
11/3	@ Buffalo	3	3	6	0	0.0	0-0	0	0	0	0
11/17	@ Denver	6	0	6	1	0.0	0-0	0	0	0	0
11/24	SAN DIEGO	8	0	8	3	1.0	0-0	0	0	3	1
12/1	DENVER	5	0	5	2	0.0	0-0	0	0	1	0
12/8	@ Washington	5	0	5	1	1.0	0-0	0	0	1	0
12/15	@ Oakland	1	1	2	0	0.0	2-96	0	0	0	2
12/22	INDIANAPOLIS	7	0	7	1	0.0	0-0	0	1	0	0
12/29	@ San Diego	<i>Active, Did Not Play</i>									
<b>TOTALS</b>		<b>66</b>	<b>7</b>	<b>73</b>	<b>11</b>	<b>3.5</b>	<b>3-134</b>	<b>2</b>	<b>1</b>	<b>8</b>	<b>10</b>

1/4/14	@ Indianapolis	7	2	9	0	0.0	0-0	0	1	0	0
<b>PLAYOFF TOTALS</b>		<b>7</b>	<b>2</b>	<b>9</b>	<b>0</b>	<b>0.0</b>	<b>0-0</b>	<b>0</b>	<b>1</b>	<b>0</b>	<b>0</b>

**2012**

**CHIEFS**

Date	Opp.	Tkl	Ast	Tot	TFL	Sck	INT	FR	FF	PR	PD
9/9	ATLANTA	2	0	2	0	0.0	0-0	0	0	0	1
9/16	@ Buffalo	3	1	4	0	0.0	0-0	0	0	0	0
9/23	@ New Orleans	3	5	8	1	0.0	0-0	0	0	0	0
9/30	SAN DIEGO	6	0	6	1	0.0	0-0	0	0	0	0
10/7	BALTIMORE	5	0	5	0	0.0	0-0	0	0	0	0
10/14	@ Tampa Bay	3	1	4	0	0.0	0-0	0	0	0	0
10/28	OAKLAND	2	1	3	1	0.0	0-0	0	0	0	0
11/1	@ San Diego	6	2	8	1	0.0	1-0	0	0	0	1
11/12	@ Pittsburgh	5	0	5	1	0.0	0-0	0	0	0	2
11/18	CINCINNATI	11	0	11	0	0.0	0-0	0	0	0	0
11/25	DENVER	3	1	4	1	0.0	0-0	0	0	0	2
12/2	CAROLINA	1	0	1	0	0.0	0-0	0	0	0	0
12/9	@ Cleveland	3	1	4	0	0.0	0-0	0	0	0	1
12/16	@ Oakland	11	0	11	2	0.0	0-0	0	0	0	1
12/23	INDIANAPOLIS	4	0	4	1	0.0	0-0	0	0	0	2
12/30	@ Denver	5	1	6	1	0.0	0-0	0	0	0	0
<b>TOTALS</b>		<b>73</b>	<b>13</b>	<b>86</b>	<b>10</b>	<b>0.0</b>	<b>1-0</b>	<b>0</b>	<b>0</b>	<b>0</b>	<b>10</b>

# BERRY'S GAME-BY-GAME STATISTICS

2011

CHIEFS

Date	Opp.	Tkl	Ast	Tot	TFL	Sck	INT	FR	FF	PR	PD
9/11	BUFFALO	0	0	0	0	0.0	0-0	0	0	0	0
9/18	@ Detroit				Injured Reserve/Knee						
9/25	@ San Diego				Injured Reserve/Knee						
10/2	MINNESOTA				Injured Reserve/Knee						
10/9	@ Indianapolis				Injured Reserve/Knee						
10/23	@ Oakland				Injured Reserve/Knee						
10/31	SAN DIEGO				Injured Reserve/Knee						
11/6	MIAMI				Injured Reserve/Knee						
11/13	DENVER				Injured Reserve/Knee						
11/21	@ New England				Injured Reserve/Knee						
11/27	PITTSBURGH				Injured Reserve/Knee						
12/4	@ Chicago				Injured Reserve/Knee						
12/11	@ N.Y. Jets				Injured Reserve/Knee						
12/18	GREEN BAY				Injured Reserve/Knee						
12/24	OAKLAND				Injured Reserve/Knee						
1/1/12	@ Denver				Injured Reserve/Knee						
<b>TOTALS</b>		<b>0</b>	<b>0</b>	<b>0</b>	<b>0</b>	<b>0.0</b>	<b>0-0</b>	<b>0</b>	<b>0</b>	<b>0</b>	<b>0</b>

2010

CHIEFS

Date	Opp.	Tkl	Ast	Tot	TFL	Sck	INT	FR	FF	PR	PD
9/13	SAN DIEGO	5	2	7	0	0.0	0-0	0	0	0	0
9/19	@ Cleveland	7	5	12	0	0.0	0-0	0	0	0	1
9/26	SAN FRANCISCO	4	2	6	0	0.0	0-0	0	0	0	0
10/10	@ Indianapolis	5	5	10	0	0.0	0-0	0	0	0	0
10/17	@ Houston	3	4	7	0	0.0	0-0	0	0	0	0
10/24	JACKSONVILLE	4	1	5	0	0.0	1-35	0	1	1	2
10/31	BUFFALO	9	3	12	0	0.0	1-13	0	0	0	2
11/7	@ Oakland	3	2	5	0	2.0	0-0	0	0	3	0
11/14	@ Denver	5	2	7	0	0.0	0-0	0	0	0	0
11/21	ARIZONA	7	4	11	0	0.0	0-0	0	0	0	0
11/28	@ Seattle	3	2	5	0	0.0	0-0	0	0	0	0
12/5	DENVER	6	4	10	0	0.0	0-0	0	0	0	2
12/12	@ San Diego	7	2	9	0	0.0	1-0	0	0	0	2
12/19	@ St. Louis	3	2	5	0	0.0	0-0	0	0	0	3
12/26	TENNESSEE	4	2	6	2	0.0	1-54t	0	0	0	1
1/2/11	OAKLAND	7	2	9	0	0.0	0-0	0	0	0	0
<b>TOTALS</b>		<b>82</b>	<b>44</b>	<b>126</b>	<b>2</b>	<b>2.0</b>	<b>4-102</b>	<b>0</b>	<b>1</b>	<b>4</b>	<b>13</b>
1/9/11	BALTIMORE	11	1	12	0	0.0	0-0	0	0	0	4
<b>PLAYOFF TOTALS</b>		<b>11</b>	<b>1</b>	<b>12</b>	<b>0</b>	<b>0.0</b>	<b>0-0</b>	<b>0</b>	<b>0</b>	<b>0</b>	<b>4</b>



**DWAYNE  
BOWE**  
WIDE RECEIVER



**82**

6-2 • 221 • Born: 9/21/84  
Miami, Fla. • NFL Exp: 8 (8th with Chiefs)  
GP/GS (Playoffs): 103/97 (2/2)  
Acq: D1-07 • LSU

**PRO CAREER:**

- Eighth-year wide receiver joined the Chiefs as the 23rd overall selection in the 2007 NFL Draft.
- Earned his first Pro Bowl selection and second-team All-Pro honors from AP in 2010.
- His 86 catches in 2008 were the highest seasonal total ever accumulated by a Chiefs wide receiver.
- Is second in club history with 93 receptions of 20-plus yards.
- Became the sixth player in team history to record 6,000 career receiving yards. Became the fastest player in franchise history to pass 6,000 yards, accumulating 6,023 receiving yards in 95 games. Otis Taylor had been the fastest Chiefs player to 6,000 receiving yards (98 games).
- Ranks second in team history with 472 career receptions. He is just the fourth player in Chiefs history to record more than 400 receptions.
- His 472 receptions are the most of any wide receiver in franchise history.
- His 6,401 receiving yards rank fourth in team history.
- Set a new franchise record for receiving yards in a postseason game in 2013, racking up 150 yards on eight receptions (18.8 avg.) in the club's AFC Wild Card Game at Indianapolis (1/4/14). His eight receptions in that game tied the franchise record for most catches in a playoff game. It marked the seventh time a Chiefs player had 100 or more receiving yards in a postseason contest and the fourth Chiefs player to record eight receptions in a playoff tilt.
- Is only the second player in team history to record at least 50 receptions in six separate seasons, joining TE Tony Gonzalez, who accomplished the feat 11 times.
- Was voted the club's Mack Lee Hill Award winner as the team's top rookie or first-year player in 2007 when he led all NFL rookie pass catchers with 70 catches for 995 yards, the top marks by a rookie in Chiefs history.
- Led the NFL with 15 TD receptions and tallied 72 catches for a career-high 1,162 yards (16.1 avg.) in 2010.
- Has caught 472 passes for 6,401 yards (13.6 avg.) with 44 TDs in 103 games (97 starts).
- Has started two postseason contests, recording eight receptions for 150 yards (18.8 avg.) with one touchdown.

**TRANSACTIONS:** Signed with Kansas City (3/4/13) ... Signed franchise tender (8/17/12)

... Designated Kansas City's franchise player (3/5/12) ... Signed with Kansas City (8/6/07) ... Originally entered the NFL as the Chiefs first-round pick (23rd overall) in the 2007 NFL Draft.

**2013:** Started 15 games at wide receiver and was inactive in one contest with a head injury, recording 57 catches for 673 yards (11.8 avg.) and five touchdowns ... Started one postseason contest, posting a franchise-record 150 yards on eight receptions (18.8 avg.) with a touchdown in a starting role in the team's AFC Wild Card Game at Indianapolis (1/4/14).

**2012:** Played in 13 games with 12 starts at wide receiver, recording 59 receptions for 801 yards (13.6 avg.) with three touchdowns and was placed on injured reserve with a rib injury on Dec. 15.

**2011:** Played in 16 games with 14 starts at wide receiver, generating 81 receptions for a team-best 1,159 yards (14.3 avg.) with five touchdowns and one carry for 12 yards ... His 1,159 receiving yards were fifth in the AFC ... His 81 receptions tied for third in the AFC and tied for 10th in the NFL ... Had 19 receptions of 20+ yards to tie for fifth in the AFC and tie for ninth in the NFL ... Became the fourth player in Chiefs history to record back-to-back 1,000-yard receiving seasons.

**2010:** Started 16 games at WR ... Elected to his first career Pro Bowl ... Earned second-team All-Pro honors from AP ... Totaled 72 catches for a career-best and team-high 1,162 yards (16.1 avg.) with a career-high 15 TDs ... Also had one rush for four yards ... Led the NFL with 15 TD catches ... Joined with RB Jamaal Charles to become the third same-season 1,000-yard RB/WR tandem in team history ... His 15 TD catches were the highest single-season total in Chiefs history ... His 14 TD catches through 11 games tied for the second-highest total in NFL history in a club's first 11 games ... Led the NFL with five multi-TD games ... Ranked fifth in the AFC and seventh in the NFL with 1,162 receiving yards ... Tied for eighth in the AFC with 72 receptions ... Had two games of 10+ catches, behind only Atlanta WR Roddy White (3) and Seattle WR Mike Williams (3) ... Had 25 receptions on third down for 419 yards (16.8 avg.), ranking third in the NFL and second in the AFC... His five TD catches on third down were tied for second in the NFL ... Was third in the AFC and tied for sixth in the NFL with 19 receptions of 20+ yards, tying for the third-highest seasonal total in team history ... His 15 total TDs ranked second in

the NFL among all players ... Was second in the AFC and third in the NFL among non-kickers with 90 points.

**2009:** Played in 11 games with nine starts at WR ... Was inactive for one contest and served an NFL suspension for four games ... Had a team-high 47 catches for 589 yards (12.5 avg.) with four TDs.

**2008:** Started all 16 games for the first time in his career ... Established a career high with 86 catches for 1,022 yards (11.9 avg.) and seven TDs ... Named to the *USA Today* All-Joe Team ... Joined WR Otis Taylor as the second player in franchise history to register a 1,000-yard season in just his second pro campaign ... Ranked seventh in the AFC and 10th in the NFL with 86 catches, the fifth-highest single-season total in Chiefs history and the best single-season total in franchise annals by a wide receiver ... Finished ninth in the AFC with 1,022 receiving yards ... Tied for fourth in the AFC and tied for sixth in the NFL with 25 catches on third down.

**2007:** Played in 16 games (15 starts) ... Finished second on the team with 70 catches for 995 yards (14.2 avg.) with five TDs ... Named the club's Mack Lee Hill Award winner, an honor bestowed on Kansas City's top rookie or first-year player ... Selected to the *Pro Football Weekly* All-Rookie Team ... His 70 receptions, 995 receiving yards and five TD catches led all NFL rookies ... His reception and receiving yardage totals were also the highest seasonal totals by a rookie in Chiefs history ... His five receiving TDs tied as the third-highest total by a rookie in Chiefs history ... Led all NFL rookies with 13 catches of 20+ yards.

**COLLEGE:** Played in 50 games (30 starts) at LSU ... Finished his collegiate career with 154 receptions for 2,403 yards (15.6 avg.) with a school-record 26 TDs ... Also had one carry for

two yards ... Ranks sixth in LSU history with 154 catches and 2,403 receiving yards ... Played in 13 games (11 starts) as a senior in 2006, catching 65 passes for 990 yards (15.2 avg.) with a school single-season record 12 touchdowns ... Earned first-team All-Southeastern Conference honors ... Saw action in 12 contests (nine starts), registering 41 receptions for 710 yards (17.3 avg.) with nine TDs in 2005 as a junior ... Caught a touchdown pass in seven consecutive games, the longest streak in Tigers history ... Appeared in 12 games (10 starts) as a sophomore in 2004, catching 39 passes for 597 yards (15.3 avg.) with five touchdowns ... Also had one carry for two yards ... Played in 13 games as a freshman in 2003, recording nine receptions for 106 yards ... Majored in Elementary Education.

#### **PERSONAL:**

- A first-team All-Florida Class 6A selection at Norland Senior High School in Miami, Fla.
- Caught 40 passes for 882 yards (20.6 avg.) with 14 scores as a senior when his season was cut short by a foot injury.
- Added eight catches for 195 yards with three TDs in three playoff contests leading his school to its first Class 6A State Championship.
- Recorded 32 receptions for 624 yards (19.5 avg.) with two touchdowns as a junior, his first year of high school football.
- Established The Dwayne Bowe Foundation to provide support services to preserve the well being of families where the children are being raised by their grandparents. The effort of the foundation is to provide financial support and cultural awareness to offer these families a better way of life.
- Did not start playing football until his junior year of high school.
- Assisted his grandmother in raising his cousin.

#### **BOWE'S MULTI-TD GAMES (8)**

Date	Opponent	No.	Yds.	Avg.	LG	TD	Result
11/16/08	New Orleans	7	53	7.6	14	2	L 20-30
10/17/10	@ Houston	6	108	18.0	42t	2	L 31-35
10/24/10	Jacksonville	3	81	27.0	53t	2	W 42-20
11/14/10	@ Denver	13	186	14.3	24	2	L 29-49
11/21/10	Arizona	6	109	18.2	38t	2	W 31-13
11/28/10	@ Seattle	13	170	13.1	36t	3	W 42-24
10/9/11	@ Indianapolis	7	128	18.3	41t	2	W 28-24
9/16/12	@ Buffalo	8	102	12.3	33	2	L 17-35



### BOWE'S NFL STATISTICS

		RECEIVING							RUSHING				
Year	Team	G-S	No.	Yds.	Avg.	LG	TD		No.	Yds.	Avg.	LG	TD
2007	Kansas City	16-15	70	995	14.2	58	5		0	0	0.0	--	0
2008	Kansas City	16-16	86	1,022	11.9	36	7		0	0	0.0	--	0
2009	Kansas City	11-9	47	589	12.5	41	4		0	0	0.0	--	0
2010	Kansas City	16-16	72	1,162	16.1	75t	15		1	4	4.0	4	0
2011	Kansas City	16-14	81	1,159	14.3	52t	5		1	12	12.0	12	0
2012	Kansas City	13-12	59	801	13.6	47	3		0	0	0.0	--	0
2013	Kansas City	15-15	57	673	11.8	34t	5		0	0	0.0	--	0
<b>Totals</b>		<b>103-97</b>	<b>472</b>	<b>6,401</b>	<b>13.8</b>	<b>75t</b>	<b>44</b>		<b>2</b>	<b>16</b>	<b>8.0</b>	<b>12</b>	<b>0</b>

### POSTSEASON

Year	Team	G-S	No.	Yds.	Avg.	LG	TD		No.	Yds.	Avg.	LG	TD
2010	Kansas City	1-1	0	0	0.0	--	0		0	0	0.0	--	0
2013	Kansas City	1-1	8	150	18.8	63	1		0	0	0.0	--	0
<b>Totals</b>		<b>2-2</b>	<b>8</b>	<b>150</b>	<b>18.8</b>	<b>63</b>	<b>1</b>		<b>0</b>	<b>0</b>	<b>0.0</b>	<b>--</b>	<b>0</b>

### SINGLE-GAME CAREER HIGHS

**Receptions:** 13 at Denver (11/14/10)  
at Seattle (11/28/10)

**Receiving Yards:** 186 at Denver (11/14/10)

**Long Reception:** 75t vs. Tennessee (12/26/10)  
**Touchdowns:** 3 at Seattle (11/28/10)

### BOWE'S 100-YARD RECEIVING GAMES (15)

Date		Opponent	No.	Yds.	Avg.	LG	TD	Result
9/30/07	@	San Diego	8	164	20.5	51t	1	W 30-16
11/11/07		Denver	9	105	11.7	23	0	L 11-27
10/26/08	@	N.Y. Jets	6	102	17.0	36	0	L 24-28
12/28/08	@	Cincinnati	10	103	10.3	32	0	L 6-16
10/18/09	@	Washington	6	109	18.2	32	0	W 14-6
10/17/10	@	Houston	6	108	18.0	42t	2	L 31-35
11/14/10	@	Denver	13	186	14.3	24	2	L 29-49
11/21/10		Arizona	6	109	18.2	38	2	W 31-13
11/28/10	@	Seattle	13	170	13.1	36t	3	W 42-24
12/26/10		Tennessee	6	153	25.5	75t	1	W 34-14
9/18/11	@	Detroit	5	101	20.2	45	0	L 3-48
10/2/11		Minnesota	5	107	21.4	52t	1	W 22-17
10/9/11	@	Indianapolis	7	128	18.3	41t	2	W 28-24
9/16/12	@	Buffalo	8	102	12.3	33	2	L 24-40
9/30/12		San Diego	7	108	15.4	29	1	L 20-37

### CHIEFS RECORD BOOK RECEIVING YARDS, CAREER

1.	10,940	Tony Gonzalez	.....1997-08
2.	7,306	Otis Taylor	.....1965-75
3.	6,545	Henry Marshall	.....1976-87
4.	<b>6,401</b>	<b>Dwayne Bowe</b>	<b>.....2007-13</b>
5.	6,360	Carlos Carson	.....1980-89

### CHIEFS RECORD BOOK MOST TD RECEPTIONS, CAREER

1.	76	Tony Gonzalez	.....1997-08
2.	57	Otis Taylor	.....1965-75
3.	55	Chris Burford	.....1960-67
4.	49	Stephone Paige	.....1983-91
5.	<b>44</b>	<b>Dwayne Bowe</b>	<b>.....2007-12</b>

### CHIEFS RECORD BOOK MOST RECEPTIONS, CAREER

1.	916	Tony Gonzalez	.....1997-08
2.	<b>472</b>	<b>Dwayne Bowe</b>	<b>.....2007-13</b>
3.	416	Henry Marshall	.....1976-87
4.	410	Otis Taylor	.....1965-75
5.	391	Chris Burford	.....1960-67

### CHIEFS RECORD BOOK MOST 20+ RECEPTIONS, CAREER

1.	130	Tony Gonzalez	.....1997-08
2.	<b>93</b>	<b>Dwayne Bowe</b>	<b>.....2007-13</b>
3.	81	Eddie Kennison	.....2001-07
4.	64	Derrick Alexander	.....1998-01
5.	53	Willie Davis	.....1991-95

# BOWE'S GAME-BY-GAME STATISTICS

## 2013

### CHIEFS

Date	Opp.	RECEIVING					RUSHING				
		No.	Yds.	Avg.	LG	TD	No.	Yds.	Avg.	LG	TD
9/8	@ Jacksonville	4	30	7.5	15	0	0	0	0.0	--	0
9/15	DALLAS	4	56	14.0	27	1	0	0	0.0	--	0
9/19	@ Philadelphia	1	4	4.0	4	0	0	0	0.0	--	0
9/29	N.Y. GIANTS	4	58	14.5	34t	1	0	0	0.0	--	0
10/6	@ Tennessee	4	35	8.8	17	0	0	0	0.0	--	0
10/13	OAKLAND	3	46	15.3	18	0	0	0	0.0	--	0
10/20	HOUSTON	5	66	13.2	21	0	0	0	0.0	--	0
10/27	CLEVELAND	1	7	7.0	7	0	0	0	0.0	--	0
11/3	@ Buffalo	7	67	9.6	12	0	0	0	0.0	--	0
11/17	@ Denver	4	57	14.3	26	1	0	0	0.0	--	0
11/24	SAN DIEGO	5	51	10.2	22	1	0	0	0.0	--	0
12/1	DENVER	3	56	18.7	24	0	0	0	0.0	--	0
12/8	@ Washington	4	70	17.5	22t	1	0	0	0.0	--	0
12/15	@ Oakland	3	24	8.0	11	0	0	0	0.0	--	0
12/22	INDIANAPOLIS	5	46	9.2	16	0	0	0	0.0	--	0
12/29	@ San Diego	<i>Inactive/Concussion</i>									
<b>TOTALS</b>		<b>57</b>	<b>673</b>	<b>11.8</b>	<b>34t</b>	<b>5</b>	<b>0</b>	<b>0</b>	<b>0.0</b>	<b>--</b>	<b>0</b>
1/4/14	@ Indianapolis	8	150	18.8	63	1	0	0	0.0	--	0
<b>PLAYOFF TOTALS</b>		<b>8</b>	<b>150</b>	<b>18.8</b>	<b>63</b>	<b>1</b>	<b>0</b>	<b>0</b>	<b>0.0</b>	<b>--</b>	<b>0</b>

## 2012

### CHIEFS

Date	Opp.	RECEIVING					RUSHING				
		No.	Yds.	Avg.	LG	TD	No.	Yds.	Avg.	LG	TD
9/9	ATLANTA	3	53	17.7	23	0	0	0	0.0	--	0
9/16	@ Buffalo	8	102	12.3	33	2	0	0	0.0	--	0
9/23	@ New Orleans	7	79	11.3	17	0	0	0	0.0	--	0
9/30	SAN DIEGO	7	108	15.4	29	1	0	0	0.0	--	0
10/7	BALTIMORE	6	60	10.0	20	0	0	0	0.0	--	0
10/14	@ Tampa Bay	3	25	7.0	8	0	0	0	0.0	--	0
10/28	OAKLAND	3	65	21.7	46	0	0	0	0.0	--	0
11/1	@ San Diego	8	79	9.9	14	0	0	0	0.0	--	0
11/12	@ Pittsburgh	4	55	13.8	27	0	0	0	0.0	--	0
11/18	CINCINNATI	0	0	0.0	--	0	0	0	0.0	--	0
11/25	DENVER	4	41	10.3	13	0	0	0	0.0	--	0
12/2	CAROLINA	4	64	16.0	21	0	0	0	0.0	--	0
12/9	@ Cleveland	2	80	35.0	47	0	0	0	0.0	--	0
12/16	@ Oakland	<i>Injured Reserve/Ribs</i>									
12/23	INDIANAPOLIS	<i>Injured Reserve/Ribs</i>									
12/30	@ Denver	<i>Injured Reserve/Ribs</i>									
<b>TOTALS</b>		<b>59</b>	<b>801</b>	<b>13.6</b>	<b>47</b>	<b>3</b>	<b>0</b>	<b>0</b>	<b>0.0</b>	<b>--</b>	<b>0</b>

## 2011

### CHIEFS

Date	Opp.	RECEIVING					RUSHING				
		No.	Yds.	Avg.	LG	TD	No.	Yds.	Avg.	LG	TD
9/11	BUFFALO	2	17	8.5	15	0	0	0	0.0	--	0
9/18	@ Detroit	5	101	20.2	45	0	1	12	12.0	12	0
9/25	@ San Diego	4	67	16.8	23	1	0	0	0.0	--	0
10/2	MINNESOTA	5	107	21.4	52t	1	0	0	0.0	--	0
10/9	@ Indianapolis	7	128	18.3	41t	2	0	0	0.0	--	0
10/23	@ Oakland	6	76	12.7	21	0	0	0	0.0	--	0
10/31	SAN DIEGO	4	62	15.5	26	0	0	0	0.0	--	0
11/6	MIAMI	6	88	14.7	31	0	0	0	0.0	--	0
11/13	DENVER	2	17	8.5	10	0	0	0	0.0	--	0
11/21	@ New England	7	87	12.4	28	0	0	0	0.0	--	0
11/27	PITTSBURGH	7	69	9.9	25	0	0	0	0.0	--	0
12/4	@ Chicago	4	49	12.3	14	0	0	0	0.0	--	0
12/11	@ N.Y. Jets	6	69	11.5	21	0	0	0	0.0	--	0
12/18	GREEN BAY	4	49	12.3	15	0	0	0	0.0	--	0
12/24	OAKLAND	6	80	13.3	25	1	0	0	0.0	--	0
1/1/12	@ Denver	6	93	15.5	22	0	0	0	0.0	--	0
<b>TOTALS</b>		<b>81</b>	<b>1,159</b>	<b>14.3</b>	<b>52t</b>	<b>5</b>	<b>1</b>	<b>12</b>	<b>12.0</b>	<b>--</b>	<b>0</b>

# BOWE'S GAME-BY-GAME STATISTICS

## 2010

### CHIEFS

Date	Opp.	RECEIVING					RUSHING				
		No.	Yds.	Avg.	LG	TD	No.	Yds.	Avg.	LG	TD
9/13	SAN DIEGO	1	13	13.0	13	0	0	0	0.0	--	0
9/19	@ Cleveland	4	45	11.3	19	0	0	0	0.0	--	0
9/26	SAN FRANCISCO	2	61	30.5	45t	1	0	0	0.0	--	0
10/10	@ Indianapolis	2	33	16.5	21	0	0	0	0.0	--	0
10/17	@ Houston	6	108	18.0	42t	2	0	0	0.0	--	0
10/24	JACKSONVILLE	3	81	27.0	53t	2	0	0	0.0	--	0
10/31	BUFFALO	3	16	5.3	8	1	1	4	4.0	4	0
11/7	@ Oakland	5	63	12.6	20t	1	0	0	0.0	--	0
11/14	@ Denver	13	186	14.3	24	2	0	0	0.0	--	0
11/21	ARIZONA	6	109	18.2	38t	2	0	0	0.0	--	0
11/28	@ Seattle	13	170	13.1	36t	3	0	0	0.0	--	0
12/5	DENVER	0	0	0.0	--	0	0	0	0.0	--	0
12/12	@ San Diego	1	3	3.0	3	0	0	0	0.0	--	0
12/19	@ St. Louis	2	53	26.5	28	0	0	0	0.0	--	0
12/26	TENNESSEE	6	153	25.5	75t	1	0	0	0.0	--	0
1/2/11	OAKLAND	5	68	13.6	19	0	0	0	0.0	--	0
<b>TOTALS</b>		<b>72</b>	<b>1,162</b>	<b>16.1</b>	<b>75t</b>	<b>15</b>	<b>1</b>	<b>4</b>	<b>4.0</b>	<b>4</b>	<b>0</b>
1/9/11	BALTIMORE	0	0	0.0	--	0	0	0	0.0	--	0
<b>PLAYOFF TOTALS</b>		<b>0</b>	<b>0</b>	<b>0.0</b>	<b>--</b>	<b>0</b>	<b>0</b>	<b>0</b>	<b>0.0</b>	<b>--</b>	<b>0</b>

## 2009

### CHIEFS

Date	Opp.	RECEIVING					RUSHING				
		No.	Yds.	Avg.	LG	TD	No.	Yds.	Avg.	LG	TD
9/13	@ Baltimore	4	40	10.0	24	1	0	0	0.0	--	0
9/20	OAKLAND	5	56	11.2	29t	1	0	0	0.0	--	0
9/27	@ Philadelphia						<i>Inactive/Hamstring</i>				
10/4	N.Y. GIANTS	1	11	11.0	11	0	0	0	0.0	--	0
10/11	DALLAS	5	74	14.8	20	1	0	0	0.0	--	0
10/18	@ Washington	6	109	18.2	32	0	0	0	0.0	--	0
10/25	SAN DIEGO	2	11	5.5	7t	1	0	0	0.0	--	0
11/8	@ Jacksonville	4	74	18.5	36	0	0	0	0.0	--	0
11/15	@ Oakland	6	91	15.2	41	0	0	0	0.0	--	0
11/22	PITTSBURGH						<i>Reserve/Suspended</i>				
11/29	@ San Diego						<i>Reserve/Suspended</i>				
12/6	DENVER						<i>Reserve/Suspended</i>				
12/13	BUFFALO						<i>Reserve/Suspended</i>				
12/20	CLEVELAND	4	56	14.0	23	0	0	0	0.0	--	0
12/27	@ Cincinnati	9	61	6.8	10	0	0	0	0.0	--	0
1/3/10	@ Denver	1	6	6.0	6	0	0	0	0.0	--	0
<b>TOTALS</b>		<b>47</b>	<b>589</b>	<b>12.5</b>	<b>41</b>	<b>4</b>	<b>0</b>	<b>0</b>	<b>0.0</b>	<b>--</b>	<b>0</b>

## 2008





### CHIEFS

Date	Opp.	RECEIVING					RUSHING				
		No.	Yds.	Avg.	LG	TD	No.	Yds.	Avg.	LG	TD
9/7	@ New England	5	49	9.8	13t	1	0	0	0.0	--	0
9/14	OAKLAND	6	90	15.0	30	0	0	0	0.0	--	0
9/21	@ Atlanta	4	43	10.8	15t	1	0	0	0.0	--	0
9/28	DENVER	7	85	12.1	17	0	0	0	0.0	--	0
10/5	@ Carolina	5	57	11.4	20	0	0	0	0.0	--	0
10/19	TENNESSEE	7	86	12.3	27	0	0	0	0.0	--	0
10/26	@ N.Y. Jets	6	102	17.0	36	0	0	0	0.0	--	0
11/2	TAMPA BAY	2	29	14.5	22	1	0	0	0.0	--	0
11/9	@ San Diego	6	72	12.0	31	0	0	0	0.0	--	0
11/16	NEW ORLEANS	7	53	7.6	14	2	0	0	0.0	--	0
11/23	BUFFALO	3	58	19.3	29	1	0	0	0.0	--	0
11/30	@ Oakland	2	27	13.5	15	0	0	0	0.0	--	0
12/7	@ Denver	7	96	13.7	34	0	0	0	0.0	--	0
12/14	SAN DIEGO	6	44	7.3	21	1	0	0	0.0	--	0
12/21	MIAMI	3	28	9.3	12	0	0	0	0.0	--	0
12/28	@ Cincinnati	10	103	10.3	32	0	0	0	0.0	--	0
<b>TOTALS</b>		<b>86</b>	<b>1,022</b>	<b>11.9</b>	<b>36</b>	<b>7</b>	<b>0</b>	<b>0</b>	<b>0.0</b>	<b>--</b>	<b>0</b>

**BOWE'S GAME-BY-GAME STATISTICS**
**2007**
**CHIEFS**

Date	Opp.	RECEIVING					RUSHING				
		No.	Yds.	Avg.	LG	TD	No.	Yds.	Avg.	LG	TD
9/9	@ Houston	3	42	14.0	25	0	0	0	0.0	--	0
9/16	@ Chicago	2	22	11.0	16t	1	0	0	0.0	--	0
9/23	MINNESOTA	5	71	14.2	17	1	0	0	0.0	--	0
9/30	@ San Diego	8	164	20.5	51t	1	0	0	0.0	--	0
10/7	JACKSONVILLE	4	70	17.5	35	0	0	0	0.0	--	0
10/14	CINCINNATI	4	46	11.5	14	0	0	0	0.0	--	0
10/21	@ Oakland	3	84	28.0	58	0	0	0	0.0	--	0
11/4	GREEN BAY	0	0	0.0	--	0	0	0	0.0	--	0
11/11	DENVER	9	105	11.7	23	0	0	0	0.0	--	0
11/18	@ Indianapolis	7	64	9.1	19t	1	0	0	0.0	--	0
11/25	OAKLAND	4	63	15.8	24	0	0	0	0.0	--	0
12/2	SAN DIEGO	5	55	11.0	22	0	0	0	0.0	--	0
12/9	@ Denver	2	35	17.5	22	0	0	0	0.0	--	0
12/16	TENNESSEE	5	64	12.8	23	0	0	0	0.0	--	0
12/23	@ Detroit	8	97	12.1	34t	1	0	0	0.0	--	0
12/30	@ N.Y. Jets	1	13	13.0	13	0	0	0	0.0	--	0
<b>TOTALS</b>		<b>70</b>	<b>995</b>	<b>14.2</b>	<b>58</b>	<b>5</b>	<b>0</b>	<b>0</b>	<b>0.0</b>	<b>--</b>	<b>0</b>



	<b>JAMAAL CHARLES</b> RUNNING BACK			<b>25</b>
	5-11 • 199 • Born: 12/27/86 Port Arthur, Texas • NFL Exp: 7 (7th with Chiefs) GP/GS (Playoffs): 80/49 (2/1) Acq: D3a-08 • Texas			

### PRO CAREER:

- Seventh-year running back originally joined the club as the team's first of three third-round selections in the 2008 NFL Draft.
- Finished the 2013 season with 259 carries for 1,287 yards with a career-high 12 rushing touchdowns. Added a team-best 70 receptions for a team-high 693 yards with seven touchdowns through the air. His accomplishments were made more impressive after sitting out the final contest of the season before the postseason started.
- Earned his third NFL Pro Bowl invitation following the 2013 season. He also made the NFL's annual all-star contest following the 2010 and 2012 seasons.
- Was named first-team All-Pro by the AP following the 2013 season, marking the second time he's earned that recognition in his career (2010).
- His 1,287 rushing yards ranked first in the AFC and third in the NFL in 2013, trailing only Philadelphia's LeSean McCoy (1,607) and Chicago's Matt Forte (1,339).
- His 1,980 yards from scrimmage (1,287 rushing, 693 receiving) ranked first in the AFC and second in the NFL in 2013, behind only Philadelphia's LeSean McCoy, who had 2,146 scrimmage yards (1,607 rushing, 539 receiving).
- With 1,287 yards in 2013, it marked his fourth-career 1,000-yard rushing season, giving him more 1,000-yard rushing seasons than any other player in franchise history. RB Priest Holmes is the only other Chiefs player to record at least three such seasons.
- His 19 combined touchdowns (12 rushing, seven receiving) led all NFL players and were three more than New Orleans' TE Jimmy Graham, the next closest player, who had 16 touchdowns.
- His 114 points were the most by any non-kicker in 2013.
- Had a career day at Oakland (12/15/13), catching a single-game career-high eight passes for a career-high 195 yards with four receiving touchdowns and added eight carries for 20 yards with a rushing score. He became the only player in NFL history to record four receiving touchdowns and at least one rushing touchdown in the same game. His four touchdown receptions are the most touchdown receptions in a game by a running back in NFL history. His five touchdowns put him in a tie for fourth place (12 other players) who have ever recorded five touchdowns in a single game. Only three players in NFL history have recorded six touchdowns in a game: Ernie Nevers, Chicago Cardinals (Nov. 28, 1929); Dub Jones, Cleveland Browns (Nov. 25, 1951); and Gale Sayers, Chicago Bears (Dec. 12, 1965). No player has scored more than five touchdowns in a single game since the AFL-NFL merger in 1970.
- Was named a team captain to represent the offense along with QB Alex Smith for the 2013 postseason. A team vote determined the six captains (two each for offense, defense and special teams).
- Became the fifth player in team history to record more than 1,000 career rushing attempts, crossing that mark against Denver (12/1/13). His 1,043 career rushes rank fifth in team history.
- Became the third player in franchise history to reach 5,000 career rushing yards and ranks third in team history with 5,823 rushing yards.
- Has 222 career receptions, ranking as the fourth-best mark in franchise history for receptions by a running back.
- His 1,975 career receiving yards rank as the fifth-best mark in team history for a running back. Had 693 receiving yards in 2013, marking the best single-season performance by a running back in franchise annals.
- Bounced back from a season-ending knee injury the second game of the 2011 season to rush 285 times for 1,509 yards (5.3 avg.) with five touchdowns in 2012, earning a trip to his second Pro Bowl. His 1,509 yards are a single-season career-high.
- Earned his first trip to the Pro Bowl following the 2010 season after rushing for 1,467 yards on 230 carries (6.4 avg.), finishing second in the NFL behind Houston RB Arian Foster (1,616 yards).
- Was named first-team All-Pro by the Associated Press in 2010 and was named to both the All-AFC and All-Pro Teams by Pro Football Weekly/PFWA.
- Took home the Derrick Thomas Award for the third time in his career in 2012 as the club's MVP, also earning the award in 2009 and 2010.
- Is the NFL's all-time career leader in rushing average among running backs with at least 1,000 career carries with a 5.58 yard per carry

average, ranking ahead of Jim Brown (5.22), Barry Sanders (4.99), Adrian Peterson (4.98) and Paul Lowe (4.87).

- Holds the top three franchise marks for most rushing yards in a single game - 259 rushing yards at Denver (1/3/10), 233 rushing yards at New Orleans (9/23/12) and 226 yards vs. Indianapolis (12/23/12). Is the only running back in team history with three 200-yard games, accounting for half of the franchise's six 200-yard performances.
- Charles holds the franchise's two longest runs from scrimmage with a 91-yard touchdown run at New Orleans (9/23/12) and an 86-yard touchdown run vs. Indianapolis (12/23/12). He also has two 80-yard runs (one for touchdown), tying for the sixth-longest run from scrimmage in team history.
- With 233 rushing yards and 55 receiving yards at New Orleans (9/23/12), he joined Pro Football Hall of Famer Jim Brown as the only players in NFL history to record at least 225 rushing yards and 50 receiving yards in the same game.
- Charles now has two career games with at least 230 rushing yards, trailing only Hall of Fame RB Jim Brown, who has three.
- Has seen duty in 80 games (49 starts).
- Has rushed 1,043 times for 5,823 yards (5.6 avg.) with 29 TDs and has caught 222 passes for 1,975 yards (8.9 avg.) with 14 TDs.
- Has 161 career rushes of 10+ yards to rank second in team history behind RB Priest Holmes (190).
- Has also caught a two-point conversion pass.
- Has posted 51 kickoff returns for 1,246 yards (24.4 avg.) with a TD to go with eight special teams tackles.
- Has played in two postseason contests, carrying the ball 12 times for 100 yards (8.3 avg.) with a postseason franchise record 41-yard TD run.

**TRANSACTIONS:** Signed with Kansas City (12/12/10) ... Signed with Kansas City (7/21/08) ... Originally entered the NFL as the first of three Chiefs third-round picks (73rd overall) in the 2008 NFL Draft.

**2013:** Opened 15 games at running back, posting 259 rushes for 1,287 yards (5.0 avg.) with 12 touchdowns, as well as 70 catches for 693 yards (9.9 avg.) with seven touchdowns and was inactive in one contest ... Made one postseason start.

**2012:** Played in 16 contests (15 starts), registering 285 carries for 1,509 yards (5.3 avg.) with five touchdowns and 35 receptions for 236 yards (6.7 avg.) with one receiving touchdown.

**2011:** Played in two contests with one start at running back, recording 12 carries for 83 yards (6.9 avg.) and five receptions for nine yards (1.8 avg.) with a touchdown ... Produced 10 carries for 56 yards (5.6 avg.) and had five receptions for nine yards (1.8 avg.) with a touchdown vs. Buffalo (9/11) ... Had two carries for 27 yards (13.5 avg.) at Detroit (9/18) before leaving the game in the first quarter with a left knee injury ... Was placed

on injured reserve on Sept. 21.

**2010:** Played in 16 games (six starts) ... Selected to his first career Pro Bowl ... Earned first-team All-Pro honors from *Pro Football Weekly*/PFWA and AP ... Had 230 carries for a team-high 1,467 yards (6.4 avg.) with five TDs and had 45 receptions for 468 yards (10.4 avg.) with three TDs ... Combined with WR Dwayne Bowe to become the third same-season 1,000-yard RB/WR tandem in team history ... Led the NFL by averaging 6.38 yards per carry (min. 100 atts.) ... Ranked second in the NFL with 1,467 rushing yards, the seventh-highest seasonal total in team history ... Owned two of the top six rushing games in the NFL in 2010 ... Was fifth in the AFC and tied for sixth in the NFL with 10 carries of 20+ yards ... His 45 rushes of 10+ yards were first in the NFL ... Tied for sixth with 10 rushes of 20+ yards ... Added two carries of 50+ yards ... Stood second in the NFL with 1,935 yards from scrimmage ... Tied for second in the NFL with 91 first downs.

**2009:** Saw action in 15 games (10 starts) on offense and special teams ... Was inactive for one contest ... Had 190 carries for a team-high 1,120 yards (5.9 avg.) with seven TDs and 40 catches for 297 yards (7.4 avg.) with a TD ... Added a two-point conversion reception ... Also had 36 kickoff returns for 925 yards (25.7 avg.) with a 97-yard TD and four special teams tackles ... Received the Derrick Thomas Award as the Chiefs MVP, becoming the youngest player to win the honor in team history ... Had 190 carries on the season, the fewest by any player in NFL history to record an 1,100-yard season ... His 5.89 yards-per-carry average led the NFL (min. 150 atts.) and ranks as the third-highest single-season mark in team annals (min. 100 atts.) ... Ranked fourth in the NFL with 2,342 combined net yards, the second-highest seasonal total in franchise history ... Compiled 968 rushing yards from Nov. 15 through the end of the season, the second-highest total in the NFL over that period, behind only Tennessee RB Chris Johnson (1,047) ... Collected 1,126 yards from scrimmage from Nov. 15 through the end of the season, the second-highest total in the NFL over that timeframe behind Johnson (1,388).

**2008:** Played in 16 games (two starts) ... Had 67 carries for 357 yards (5.3 avg.) and 27 catches for 272 yards (10.1 avg.) with a TD ... Also had 15 kickoff returns for 321 yards (21.4 avg.) and four special teams tackles ... Ranked fifth among AFC rookies with 357 rushing yards.

**COLLEGE:** Played in 38 games (17 starts) at the University of Texas ... Concluded his Longhorn career with 533 carries for 3,328 yards (6.2 avg.) and 36 TDs ... Caught 49 passes for 539 yards (11.0 avg.) and three scores ... Ranked fourth in Texas history with 3,328 career rushing yards ... Started all 13 games as a junior in 2007, rushing 258 times for a career-high 1,619 yards and 18 TDs, the fifth-highest single-season rushing total in Texas history ... Also caught 17 passes for 199 yards ... Named first-team All-Big 12 ... Saw action in 12 games (one start) as a

sophomore in 2006, carrying the ball 156 times for 831 yards with seven TDs and adding 18 receptions for 183 yards with a score ... Played in 13 games (three starts) as a true freshman in 2005, rushing 119 times for 878 yards with 11 TDs, while catching 14 passes for 157 yards with two scores ... Named freshman All-America and Freshman All-Big 12 by The Sporting News... Also competed in track for the Longhorns ... Placed fourth in the 60-meter dash (6.75) at the Big 12 Indoor Championships ... Posted a fourth-place finish at the NCAA Indoor Championships in the 60-meter dash (6.65) ... Won the 100-meter dash (10.23) at the Big 12 Outdoor Championships ... Finished fifth in the 100-meter dash (10.27) and seventh in the 200-meter dash (21.02) at the NCAA Outdoor Championships ... Majored in Youth Education.

## PERSONAL

- A two-time first-team Class 5A All-State selection at Memorial High School in Port Arthur, Texas.
- Rushed for 4,107 yards and 50 TDs his final two seasons.
- Broke the Port Arthur City career rushing record held by Joe Washington.
- Lettered in track, winning state titles in the 100 and 300-meter hurdles as a senior.
- Received a bronze medal in the 400-meter hurdles at the 2003 World Youth Championships.
- Brother, Shanderric Charles, played running back at SMU (2001-02).
- His cousin, Graylin Johnson, played safety at Texas ('89-90), while another cousin, RaShonta LeBlanc, played basketball at LSU (2004-08).
- Has two daughters.

### CHARLES' REGULAR SEASON 100-YARD RUSHING GAMES (21)

Date	Opponent	No.	Yds.	Avg.	LG	TD	Result
11/2/08	Tampa Bay	18	106	5.9	22	0	L 27-30 OT
11/15/09	@ Oakland	18	103	5.7	44t	1	W 16-10
12/13/09	Buffalo	20	143	7.2	76t	1	L 10-16
12/20/09	Cleveland	25	154	6.2	47t	1	L 34-41
12/27/09	@ Cincinnati	24	102	4.3	14	0	L 10-17
1/3/10	@ Denver	25	259	10.4	56t	2	W 44-24
10/31/10	Buffalo	22	177	8.0	32	0	W 13-10 OT
11/28/10	@ Seattle	22	173	7.9	29	1	W 42-24
12/5/10	Denver	21	116	5.5	16	0	W 10-6
12/19/10	@ St. Louis	11	126	11.5	80	1	W 27-13
9/23/12	@ New Orleans	33	233	7.1	91t	1	W 27-24 OT
10/7/12	Baltimore	31	140	4.5	25	0	L 6-9
11/12/12	@ Pittsburgh	23	100	4.3	12t	1	L 13-16 OT
11/25/12	Denver	23	107	4.7	15	0	L 9-17
12/2/12	Carolina	27	127	4.7	16	0	W 27-21
12/9/12	@ Cleveland	18	165	9.2	80t	1	L 7-30
12/23/12	Indianapolis	22	226	10.3	86t	1	L 13-20
10/6/13	@ Tennessee	22	108	4.9	19	1	W 26-17
11/24/13	San Diego	14	115	8.2	46	2	L 38-41
12/8/13	@ Washington	19	150	7.9	35	1	W 45-10
12/22/13	Indianapolis	13	106	8.2	31t	1	L 7-23

# CHARLES' NFL STATISTICS

Year	Team	G-S	RUSHING						RECEIVING				
			No.	Yds.	Avg.	LG	TD	No.	Yds.	Avg.	LG	TD	
2008	Kansas City	16-2	67	357	5.3	30	0	27	272	10.1	75	1	
2009	Kansas City	15-10	190	1,120	5.9	76t	7	40	297	7.4	49	1	
2010	Kansas City	16-6	230	1,467	6.4	80	5	45	468	10.4	31	3	
2011	Kansas City	2-1	12	83	6.9	24	0	5	9	1.8	9	1	
2012	Kansas City	16-15	285	1,509	5.3	91t	5	35	236	6.7	22	1	
2013	Kansas City	15-15	259	1,287	5.0	46	12	70	693	9.9	71t	7	
Totals		80-49	1,043	5,823	5.6	91t	29	222	1,975	8.4	75	14	

Year	Team	No.	PUNT RETURNS					KICKOFF RETURNS				
			FC	Yds.	Avg.	LG	TD	No.	Yds.	Avg.	LG	TD
2008	Kansas City	0	0	0	0.0	--	0	15	321	21.4	40	0
2009	Kansas City	0	0	0	0.0	--	0	36	925	25.7	97t	1
2010	Kansas City	0	0	0	0.0	--	0	0	0	0.0	--	0
2011	Kansas City	0	0	0	0.0	--	0	0	0	0.0	--	0
2012	Kansas City	0	0	0	0.0	--	0	0	0	0.0	--	0
2013	Kansas City	0	0	0	0.0	--	0	0	0	0.0	--	0
Totals		0	0	0	0.0	--	0	51	1,246	24.4	97t	1

**Additional Stats:** Has eight special teams tackles – four in 2008 and four in 2009. Caught a two-point conversion from Matt Cassel at Jacksonville (11/8/09).

## POSTSEASON

Year	Team	G-S	No.	RUSHING				No.	RECEIVING			
				Yds.	Avg.	LG	TD		Yds.	Avg.	LG	TD
2010	Kansas City	1-0	9	82	9.1	41t	1	1	15	15.0	15	0
2013	Kansas City	1-1	3	18	6.0	7	0	0	0	0.0	--	0
Totals		1-0	12	100	8.3	41t	1	1	15	15.0	15	0

## SINGLE-GAME CAREER HIGHS

<b>Rushing Attempts:</b> 33 at New Orleans (9/23/12)	<b>Yards From Scrimmage:</b> 288 at New Orleans (9/23/12)
<b>Rushing Yards:</b> 259 at Denver (1/3/10)	<b>Kickoff Returns:</b> 6 vs. San Diego (10/25/09)
<b>Long Run:</b> 91(touchdown) at New Orleans (9/23/12)	<b>KO Return Yards:</b> 158 vs. Pittsburgh (11/22/09)
<b>Rushing TDs:</b> 2 at Denver (1/3/10)	<b>Long Kickoff Return:</b> 97t vs. Pittsburgh (11/22/09)
<b>Receptions:</b> 8 at Oakland (12/15/13)	<b>Kickoff Return TDs:</b> 1 vs. Pittsburgh (11/22/09)
<b>Receiving Yards:</b> 195 at Oakland (12/15/13)	<b>Combined Net Atts.:</b> 39 at New Orleans (9/23/12)
<b>Long Reception:</b> 75 vs. Miami (12/21/08)	<b>Combined Net Yards:</b> 288 at New Orleans (9/23/12)
<b>Receiving TDs:</b> 4 at Oakland (12/15/13)	<b>Sp. Teams Tackles:</b> 2 vs. Denver (9/28/08)
<b>Atts. From Scrimmage:</b> 39, at New Orleans (9/23/12)	



# CHARLES' GAME-BY-GAME STATISTICS

2013

## CHIEFS

Date	Opp.	RUSHING					RECEIVING				
		No.	Yds.	Avg.	LG	TD	No.	Yds.	Avg.	LG	TD
9/8	@ Jacksonville	16	77	4.8	18	1	3	23	7.7	15	0
9/15	DALLAS	16	55	3.4	16	0	8	48	6.0	18	1
9/19	@ Philadelphia	20	92	4.6	18	1	7	80	11.4	21	0
9/29	N.Y. GIANTS	18	65	3.6	24	0	5	62	12.4	31	1
10/6	@ Tennessee	22	108	4.9	19	1	5	37	7.4	11	0
10/13	OAKLAND	22	78	3.5	11	2	5	50	10.0	24	0
10/20	HOUSTON	21	86	4.1	18	1	3	37	12.3	21	0
10/27	CLEVELAND	18	74	4.1	17	0	5	46	9.2	24	0
11/3	@ Buffalo	17	90	5.3	12	0	6	6	1.0	6	0
11/17	@ Denver	16	78	4.9	35	0	2	-6	-3.0	-1	0
11/24	SAN DIEGO	14	115	8.2	46	2	4	42	10.5	19	0
12/1	DENVER	19	93	4.9	15	1	2	27	13.5	16	0
12/8	@ Washington	19	150	7.9	35	1	2	8	4.0	5t	1
12/15	@ Oakland	8	20	2.5	8	1	8	195	24.4	71t	4
12/22	INDIANAPOLIS	13	106	8.2	31t	1	5	38	7.6	15	0
12/29	@ San Diego	<i>Inactive</i>									
<b>TOTALS</b>		<b>259</b>	<b>1,287</b>	<b>5.0</b>	<b>46</b>	<b>12</b>	<b>70</b>	<b>693</b>	<b>9.9</b>	<b>71t</b>	<b>7</b>

1/4/14	@ Indianapolis	3	18	6.0	7	0	0	0	0.0	--	0
<b>PLAYOFF TOTALS</b>		<b>3</b>	<b>18</b>	<b>6.0</b>	<b>7</b>	<b>0</b>	<b>0</b>	<b>0</b>	<b>0.0</b>	<b>--</b>	<b>0</b>

2012

## CHIEFS

Date	Opp.	RUSHING					RECEIVING				
		No.	Yds.	Avg.	LG	TD	No.	Yds.	Avg.	LG	TD
9/9	ATLANTA	16	87	5.4	46	0	0	0	0.0	--	0
9/16	@ Buffalo	6	3	0.5	8	0	3	19	6.3	10	0
9/23	@ New Orleans	33	233	7.1	91t	1	6	55	9.2	19	0
9/30	SAN DIEGO	17	88	5.2	37t	1	3	23	7.7	13t	1
10/7	BALTIMORE	31	140	4.5	25	0	2	21	10.5	16	0
10/14	@ Tampa Bay	12	40	3.3	22	0	2	7	3.5	8	0
10/28	OAKLAND	5	4	0.8	4	0	3	6	2.0	5	0
11/1	@ San Diego	12	39	3.3	15	0	3	27	9.0	22	0
11/12	@ Pittsburgh	23	100	4.3	12t	1	0	0	0.0	--	0
11/18	CINCINNATI	17	87	5.1	17	0	4	31	7.8	16	0
11/25	DENVER	23	107	4.7	15	0	0	0	0.0	--	0
12/2	CAROLINA	27	127	4.7	16	0	4	11	2.8	6	0
12/9	@ Cleveland	18	165	9.2	80	1	0	0	0.0	--	0
12/16	@ Oakland	9	10	1.1	5	0	3	18	6.0	11	0
12/23	INDIANAPOLIS	22	226	10.3	86t	1	1	4	4.0	4	0
12/30	@ Denver	14	53	3.8	13	0	1	14	14.0	14	0
<b>TOTALS</b>		<b>285</b>	<b>1,509</b>	<b>5.3</b>	<b>91t</b>	<b>5</b>	<b>35</b>	<b>236</b>	<b>6.7</b>	<b>22</b>	<b>1</b>

2011

## CHIEFS

Date	Opp.	RUSHING					RECEIVING				
		No.	Yds.	Avg.	LG	TD	No.	Yds.	Avg.	LG	TD
9/11	BUFFALO	10	56	5.6	22	0	5	9	1.8	9	1
9/18	@ Detroit	2	27	13.5	24	0	0	0	0.0	--	0
9/25	@ San Diego	<i>Injured Reserve/Knee</i>									
10/2	MINNESOTA	<i>Injured Reserve/Knee</i>									
10/9	@ Indianapolis	<i>Injured Reserve/Knee</i>									
10/23	@ Oakland	<i>Injured Reserve/Knee</i>									
10/31	SAN DIEGO	<i>Injured Reserve/Knee</i>									
11/6	MIAMI	<i>Injured Reserve/Knee</i>									
11/13	DENVER	<i>Injured Reserve/Knee</i>									
11/21	@ New England	<i>Injured Reserve/Knee</i>									
11/27	PITTSBURGH	<i>Injured Reserve/Knee</i>									
12/4	@ Chicago	<i>Injured Reserve/Knee</i>									
12/11	@ N.Y. Jets	<i>Injured Reserve/Knee</i>									
12/18	GREEN BAY	<i>Injured Reserve/Knee</i>									
12/24	OAKLAND	<i>Injured Reserve/Knee</i>									
1/1/12	@ Denver	<i>Injured Reserve/Knee</i>									
<b>TOTALS</b>		<b>12</b>	<b>83</b>	<b>6.9</b>	<b>24</b>	<b>0</b>	<b>5</b>	<b>9</b>	<b>1.8</b>	<b>9</b>	<b>1</b>

# CHARLES' GAME-BY-GAME STATISTICS

## 2010

### CHIEFS

Date	Opp.	RUSHING					RECEIVING				
		No.	Yds.	Avg.	LG	TD	No.	Yds.	Avg.	LG	TD
9/13	SAN DIEGO	11	92	8.4	56t	1	1	8	8.0	8	0
9/19	@ Cleveland	11	49	4.5	20	0	1	27	27.0	27	0
9/26	SAN FRANCISCO	12	97	8.1	24	0	3	57	19.0	22	0
10/10	@ Indianapolis	16	87	5.4	14	0	3	14	4.7	6	0
10/17	@ Houston	16	93	5.8	16	0	4	24	6.0	23	0
10/24	JACKSONVILLE	15	71	4.7	18	1	0	0	0.0	--	0
10/31	BUFFALO	22	177	8.0	32	0	4	61	15.3	31	0
11/7	@ Oakland	10	53	5.3	13	0	5	47	9.4	14	0
11/14	@ Denver	14	41	2.9	7	0	5	80	16.0	24	1
11/21	ARIZONA	12	88	7.3	39	0	4	38	9.5	25	0
11/28	@ Seattle	22	173	7.9	29	1	2	3	1.5	8	0
12/5	DENVER	21	116	5.5	16	0	2	20	10.0	10	0
12/12	@ San Diego	10	40	4.0	10	0	2	9	4.5	5	0
12/19	@ St. Louis	11	126	11.5	80	1	3	27	9.0	14	0
12/26	TENNESSEE	13	77	5.9	17	0	4	40	10.0	14t	2
1/2/11	OAKLAND	14	87	6.2	47	1	2	13	6.5	8	0
<b>TOTALS</b>		<b>230</b>	<b>1,467</b>	<b>6.4</b>	<b>80</b>	<b>5</b>	<b>45</b>	<b>468</b>	<b>10.4</b>	<b>31</b>	<b>3</b>

1/9/11	BALTIMORE	9	82	9.1	41t	1	1	15	15.0	15	0
<b>PLAYOFF TOTALS</b>		<b>9</b>	<b>82</b>	<b>9.1</b>	<b>41t</b>	<b>1</b>	<b>1</b>	<b>15</b>	<b>15.0</b>	<b>15</b>	<b>0</b>

## 2009

### CHIEFS

Date	Opp.	RUSHING					RECEIVING				
		No.	Yds.	Avg.	LG	TD	No.	Yds.	Avg.	LG	TD
9/13	@ Baltimore	4	8	2.0	10	0	4	29	7.3	20	0
9/20	OAKLAND	<i>Inactive</i>					<i>Inactive</i>				
9/27	@ Philadelphia	6	36	6.0	9	0	3	34	11.3	26	0
10/4	N.Y. GIANTS	2	24	12.0	24	0	0	0	0.0	--	0
10/11	DALLAS	3	9	3.0	7	0	5	54	10.8	17	0
10/18	@ Washington	4	6	1.5	5	0	1	2	2.0	2	0
10/25	SAN DIEGO	4	33	8.3	15	0	1	1	1.0	1	0
11/8	@ Jacksonville	6	36	6.0	13	0	3	19	6.3	13	0
11/15	@ Oakland	18	103	5.7	44t	1	4	14	3.5	8	0
11/22	PITTSBURGH	17	58	3.4	10	0	2	8	4.0	6	1
11/29	@ San Diego	14	93	6.6	31	1	3	54	18.0	49	0
12/6	DENVER	18	56	3.1	11	1	1	3	3.0	3	0
12/13	BUFFALO	20	143	7.2	76t	1	7	38	5.4	10	0
12/20	CLEVELAND	25	154	6.2	47t	1	2	16	8.0	8	0
12/27	@ Cincinnati	24	102	4.3	14	0	3	22	7.3	15	0
1/3/10	@ Denver	25	259	10.4	56t	2	1	3	3.0	3	0
<b>TOTALS</b>		<b>190</b>	<b>1,120</b>	<b>5.9</b>	<b>76t</b>	<b>7</b>	<b>40</b>	<b>297</b>	<b>7.4</b>	<b>49</b>	<b>1</b>

## 2008

### CHIEFS

Date	Opp.	RUSHING					RECEIVING				
		No.	Yds.	Avg.	LG	TD	No.	Yds.	Avg.	LG	TD
9/7	@ New England	5	28	5.6	11	0	2	6	3.0	4	0
9/14	OAKLAND	3	7	2.3	3	0	1	15	15.0	15	0
9/21	@ Atlanta	7	38	5.4	13	0	3	24	8.0	13	0
9/28	DENVER	2	7	3.5	7	0	2	1	0.5	1	0
10/5	@ Carolina	4	18	4.5	7	0	4	22	5.5	17	0
10/19	TENNESSEE	3	17	5.7	16	0	4	26	6.5	11	0
10/26	@ N.Y. Jets	5	45	9.0	30	0	1	4	4.0	4	0
11/2	TAMPA BAY	18	106	5.9	22	0	0	0	0.0	--	0
11/9	@ San Diego	3	8	2.7	6	0	0	0	0.0	--	0
11/16	NEW ORLEANS	2	12	5.2	12	0	0	0	0.0	--	0
11/23	BUFFALO	2	22	11.0	20	0	3	45	15.0	36t	1
11/30	@ Oakland	2	5	2.5	4	0	1	15	15.0	15	0
12/7	@ Denver	1	13	13.0	13	0	3	12	4.0	9	0
12/14	SAN DIEGO	4	7	1.8	6	0	0	0	0.0	--	0
12/21	MIAMI	3	15	5.0	11	0	3	102	34.0	75	0
12/28	@ Cincinnati	3	9	3.0	8	0	0	0	0.0	--	0
<b>TOTALS</b>		<b>67</b>	<b>357</b>	<b>5.3</b>	<b>30</b>	<b>0</b>	<b>27</b>	<b>272</b>	<b>10.1</b>	<b>75</b>	<b>0</b>



## DUSTIN COLQUITT

PUNTER



2

6-3 • 210 • Born: 5/6/82  
Knoxville, Tenn. • NFL Exp: 10 (10th with Chiefs)  
GP/GS (Playoffs): 142/142 (3/0)  
Acq: D3-05 • Tennessee



### PRO CAREER:

- Left-footed punter has spent his entire ten-year career with the Chiefs.
- Selected to his first Pro Bowl following the 2012 season.
- Owns the top spots in franchise history with a 39.27-yard career net average and a 44.87-yard gross average.
- Is fourth in NFL annals since the AFL-NFL merger with a 39.27-yard net punting average.
- Is first in club history with 285 punts inside the 20-yard line, a mark that ties for 13th in NFL history. His 285 punts inside the 20 are the most of any punter in the NFL from 2005-13.
- Is second all-time in NFL history for most punts inside the 20-yard line in a single season with 45 punts inside the 20-yard line in 2012. His 45 inside the 20 surpassed the old NFL record of 42, but trailed Arizona P Dave Zastudil's 2012 mark of 46 punts inside the 20 for the NFL record.
- His 45 punts inside the 20 in 2012 set a new single-season franchise record, passing his old mark of 41 set in the 2009 season.
- He led the AFC and tied for the lead in the NFL in punts inside the 20 in 2013 with 35.
- Was voted by teammates to be one of two special teams captains for the club's 2013 postseason, joining fellow special teams captain S Husain Abdullah and two offensive and two defensive representatives.
- Ranks second in team annals with 744 career punts for 33,386 yards, trailing only P Jerrel Wilson (1,018 punts for 44,218 yards).
- Boasted a team-record 45.49-yard gross punting average in 2007, the second-highest mark in team history behind only the single-season mark of 45.53 set by Wilson in '73.
- Led the NFL with a 39.3-yard net average in 2006.
- Owns 744 punts for 33,386 yards (44.9 gross, 39.3 net) with 285 inside the 20-yard line and 66 touchbacks.
- Has played in three postseason contests, producing 11 punts for 545 yards (49.5 gross, 43.4 net) with three inside the 20-yard line and two touchbacks.
- Originally joined the Chiefs as the team's third-round draft selection (99th overall) in the 2005 NFL Draft, becoming the first punter drafted by the club since P/K Robbie Keen in '91.

**TRANSACTIONS:** Signed with Kansas City (3/4/13) ... Signed with Kansas City (2/28/08) ... Signed with Kansas City (7/26/05) ... Drafted

by Kansas City in the third round (99th overall) in 2005.

**2013:** Played in 16 contests as the team's punter, recording 87 punts for 4,005 yards (46.0 gross, 40.2 net) with 35 inside the 20, 11 touchbacks and one blocked punt ... Punted two times for 78 yards (39.0 gross, 39.0 net) with one inside the 20 in one postseason game.

**2012:** Appeared in 16 games, recording 83 punts for 3,887 yards (46.8 gross, 40.8 net), with 45 inside the 20 and seven touchbacks.

**2011:** Played in 16 games as the team's punter, registering 89 punts for 4,084 yards (45.9 gross, 40.1 net) with 27 inside the 20, five touchbacks and a special teams tackle ... His 40.1 net average ranked fifth in the AFC and ninth in the NFL ... His 27 punts inside the 20 ranked sixth in the AFC and tied for 10th in the NFL ... Punted five times for 286 yards for a career-high and a Chiefs record 57.2 gross punting average vs. San Diego (10/31). His punts were good for a 46.6 net average and landed one inside the 20 ... Punted a career-high 11 times for 447 yards (40.6 gross, 35.3 net) with two inside the 20 and one touchback at Chicago (12/4). Also had a special teams tackle. His 11 punts tied a team record for most punts in a single game.

**2010:** Played in 16 contests as the club's punter and holder on placement kicks ... Punted 88 times for 3,908 yards (44.4 gross, 37.6 net) with 33 inside the 20 and 10 touchbacks ... Had one punt blocked ... Also had one special teams tackle ... His 44.4 gross average was sixth in the AFC ... Was third in the AFC and fourth in the NFL with 33 punts inside the 20, the second-highest seasonal total in team history ... Punted the ball four times for 212 yards (53.0 gross, 52.0 net) at Indianapolis (10/10). His 52.0-yard net average was a career high.

**2009:** Played in 16 games as the club's punter and holder on placement kicks ... Had 96 punts for 4,361 yards (45.4 gross, 40.8 net) with 41 inside the 20, six touchbacks and a long of 70 yards ... Established a Chiefs single-season record with a 40.78-yard net punting average, breaking the previous mark of 40.00 set by P Jerrel Wilson in '68 ... His 40.8 net punting average stood second in the AFC and fourth in the NFL ... His 96 punts were the fourth-highest single-season total in team annals ... His 4,361 punting yards were the second-highest total in franchise annals ... Finished second in the NFL with 41 punts inside the 20 ... His 41 punts inside the 20 were the third-highest seasonal total in NFL history and shattered the previous Chiefs record.

of 29 ... Tied for second in the NFL with 24 forced fair catches ... Led the NFL with 22 punts downed ... Allowed 71 punt returns of zero yards or less, the most in the NFL ... Allowed 285 punt return yards, the ninth-lowest total in the AFC among punters with at least 50 punts ... Registered his 118th career punt inside the 20 to bypass P Louie Aguiar (117) for the highest total in Chiefs history at Washington (10/18) ... Recorded his 30th punt inside the 20 in 2009 at San Diego (11/29), breaking Aguiar's single-season team record of 29 in '95 ... His 53.71 gross avg. vs. Denver (12/6) was a career high and the fourth-best single-game total in Chiefs history.

**2008:** Served as the club's punter and holder in 14 games ... Was inactive for two contests with a groin injury ... Punted 70 times for 3,110 yards (44.4 gross, 39.2 net) with 27 inside the 20 and eight touchbacks ... Tied a career high with five punts inside the 20 vs. Oakland (9/14), including a 73-yard kick that ranked as the fourth-longest punt in Chiefs history ... Was inactive with a groin injury at the N.Y. Jets (10/26) and vs. Tampa Bay (11/2), the first contests of his NFL career that he missed

**2007:** Served as the club's punter and holder in 16 games ... Punted 95 times for 4,322 yards (45.5 gross, 39.1 net) with 27 inside the 20 and nine touchbacks ... His 95 punts were the fifth-highest seasonal total in Chiefs history ... His 45.5-yard gross average ranked as the second-best seasonal total in Chiefs history ... His 39.1-yard net was third in the AFC, fifth in the NFL and ranked as the fifth-highest seasonal mark in Kansas City history ... Booted a career-long and Chiefs-record 81-yard punt vs. San Diego (12/2).

**2006:** Handled the punting and holding duties in 16 games ... Punted 71 times for 3,145 yards (44.3 gross, 39.3 net) with 23 inside the 20 and five touchbacks ... Also had one special teams tackle ... His 39.3-yard net average led the NFL and was the third-best single-season total in Chiefs history ... Booted a 66-yard punt in the second quarter at Indianapolis (1/6/07), the longest punt in Chiefs postseason history. His 52.3-yard average was a Kansas City single-game postseason record, surpassing P Jerrel Wilson's mark of 50.3 set at Oakland (12/22/68).

**2005:** Appeared in 16 games, punting 65 times for 2,564 yards (39.4 gross, 35.2 net) with 27 landing inside the 20 and five touchbacks ... Had eight punts of 50+ yards ... Also had two special teams tackles.

**COLLEGE:** Played in 52 games at Tennessee, punting 240 times for 10,216 yards (42.6 gross, 38.4 net) with 73 inside the 20-yard line and 29 touchbacks ... Ranked first in Volunteers history with 240 career punts upon the completion of his collegiate career ... Added 14 kickoffs with

two touchbacks and one pass for 19 yards on a fake punt ... Appeared in 13 games, punting 56 times for 2,282 yards (40.8 gross, 39.2 net) with 17 inside the 20 as a senior ... Also completed a 19-yard pass ... A second-team All-SEC selection ... Played in 13 games his junior season in 2003, punting 68 times for 3,081 yards (45.3 gross, 39.1 net) with 21 inside the 20 ... Was a consensus All-America and All-SEC selection ... His 45.3-yard average led the SEC ... Had 19 punts of 50+ yards ... Saw duty in 13 games as a sophomore in 2002 ... Had 65 punts for 2,833 yards (43.6 gross, 39.1 net) with 22 inside the 20 ... Named second-team All-SEC by AP ... Had 16 punts of 50+ yards ... Played in 13 games in 2001 as a redshirt freshman, punting 51 times for 2,020 yards (39.6 gross, 35.5 net) with 13 inside the 20 ... Also had two touchbacks on 14 kickoffs ... Redshirted as a true freshman in 2000 ... Graduated with a degree in Political Science.

### **PERSONAL:**

- Played his senior season at Bearden High School in Knoxville, Tenn.
- Handled the club's punting and kicking duties.
- A three-year letterwinner in soccer.
- Named the Knoxville Interscholastic League Soccer Player of the Year in 2000.
- His soccer squad advanced to the state semi-finals during his senior campaign when he won all-state and all-south honors.
- Created the "Colquitt for Kids Foundation" to work with TLC for Children and Families.
- Along with his wife, volunteers at TLC for Children and Families, a center that provides social services to children who are facing abuse, neglect or family disruption. The couple has also served as honorary chairpersons for TLC's annual gala.
- Serves as a spokesperson for All-Pro Dad, a program that helps men become better fathers.
- Father, Craig, played in the NFL for Pittsburgh ('78-84) and Indianapolis ('87). He won two Super Bowls with the Steelers.
- In addition to his father, who played for the Volunteers ('75-77), is one of four members of the Colquitt family to punt for Tennessee.
- Cousin, Jimmy, punted at Tennessee ('81-84). He played in the NFL with Seattle in '85.
- Brother, Britton, punted at the University of Tennessee (2004-08) and is currently with the Denver Broncos.
- Attended the University of Tennessee with Kansas City Royals 2006 first-round draft pick Luke Hochevar and is close friends with the pitcher.
- Married; wife, Christia with four sons and a daughter.



## COLQUITT'S NFL STATISTICS

### PUNTING

Year	Team	G-S	No.	Yds.	Avg.	TB	In 20	LG	Blk.	Net Avg.
2005	Kansas City	16-0	65	2,564	39.4	5	27	62	0	35.15
2006	Kansas City	16-0	71	3,145	44.3	5	23	72	0	39.31
2007	Kansas City	16-0	95	4,322	45.5	9	27	81	1	39.11
2008	Kansas City	14-0	70	3,110	44.4	8	27	73	0	39.16
2009	Kansas City	16-0	96	4,361	45.4	6	41	70	1	40.78
2010	Kansas City	16-0	88	3,908	44.4	10	33	72	1	37.61
2011	Kansas City	16-0	89	4,084	45.9	5	27	68	0	40.15
2012	Kansas City	16-0	83	3,887	46.8	7	45	71	0	40.78
2013	Kansas City	16-0	87	4,005	46.0	11	35	65	1	40.22
<b>Totals</b>		<b>142-0</b>	<b>744</b>	<b>33,386</b>	<b>44.7</b>	<b>66</b>	<b>285</b>	<b>81</b>	<b>4</b>	<b>39.27</b>

**Additional Stats:** Has six special teams tackles – two in 2005, one in 2006, one in 2010, one in 2011 and one in 2013. Has one rush for a three-yard loss on a fake field goal vs. Miami (11/6/11).

### POSTSEASON

Year	Team	G-S	No.	Yds.	Avg.	TB	In 20	LG	Blk.	Net Avg.
2006	Kansas City	1-0	6	314	52.3	0	1	66	0	47.67
2010	Kansas City	1-0	3	153	51.0	2	1	54	0	37.67
2013	Kansas City	1-0	2	78	39.0	0	1	47	0	39.00
<b>Totals</b>		<b>3-0</b>	<b>11</b>	<b>545</b>	<b>49.5</b>	<b>2</b>	<b>3</b>	<b>66</b>	<b>0</b>	<b>43.36</b>

**Streaks and Milestones:** Is second in Chiefs history with 744 career punts and 33,386 punting yards. Trails P Jerrel Wilson's team record of 1,018 punts and 44,218 punting yards.

### SINGLE-GAME CAREER HIGHS

**Punts:** 11 at Chicago (12/4/11)

**Yards:** 447 at Chicago (12/4/11)

**Long Punt:** 81 vs. San Diego (12/2/07)

**Gross Average:** 53.7 vs. Denver (12/6/09)

**Net Average:** 52.0 at Indianapolis (10/10/10)

**Inside the 20:** 5 at N.Y. Jets (12/30/07)

vs. Oakland (9/14/08)

at Pittsburgh (11/12/12)

### NFL RECORD BOOK NET PUNTING AVERAGE, CAREER

1.	40.67	Thomas Morstead . . . . .	2009-13
2.	39.45	Andy Lee . . . . .	2004-13
3.	39.33	Britton Colquitt . . . . .	2010-13
4.	<b>39.27</b>	<b>Dustin Colquitt . . . . .</b>	<b>2005-13</b>
5.	39.27	Brett Kern . . . . .	2008-13

\* Since 1970

### NFL RECORD BOOK MOST PUNTS INSIDE THE 20, 2005-12

1.	<b>285</b>	<b>Dustin Colquitt . . . . .</b>	<b>Kansas City</b>
2.	253	Donnie Jones . . MIA, STL, HOU, PHI	
3.	247	Andy Lee . . . . .	San Francisco
4.	242	Shane Lechler . . . . .	OAK, HOU
5.	228	Mike Scifres . . . . .	San Diego

### CHIEFS RECORD BOOK GROSS PUNTING AVERAGE, CAREER

1.	<b>44.87</b>	<b>Dustin Colquitt . . . . .</b>	<b>2005-13</b>
2.	43.44	Jerrel Wilson . . . . .	1963-77
3.	42.59	Louie Aguiar . . . . .	1994-98
4.	42.02	Jim Arnold . . . . .	1983-85
5.	41.42	Bryan Barker . . . . .	1990-93

### CHIEFS RECORD BOOK NET PUNTING AVERAGE, CAREER

1.	<b>39.27</b>	<b>Dustin Colquitt . . . . .</b>	<b>2005-13</b>
2.	35.48	Louie Aguiar . . . . .	1994-98
3.	35.42	Jerrel Wilson . . . . .	1963-77
4.	35.13	Bob Grupp . . . . .	1979-81
5.	34.82	Bryan Barker . . . . .	1990-93

### CHIEFS RECORD BOOK MOST PUNTS INSIDE THE 20, CAREER

1.	<b>285</b>	<b>Dustin Colquitt . . . . .</b>	<b>2005-13</b>
2.	120	Louie Aguiar . . . . .	1994-98
3.	62	Bryan Barker . . . . .	1990-93
4.	58	Jim Arnold . . . . .	1983-85
5.	54	Kelly Goodburn . . . . .	1987-90

**CHIEFS RECORD BOOK  
MOST PUNTS, CAREER**

1.	1,018	Jerrel Wilson . . . . .	1963-77
2.	<b>744</b>	<b>Dustin Colquitt . . . . .</b>	<b>2005-13</b>
3.	421	Louie Aguiar . . . . .	1994-98
4.	284	Jim Arnold . . . . .	1983-85
5.	272	Bryan Barker . . . . .	1990-93

**CHIEFS RECORD BOOK  
MOST PUNTING YARDS, CAREER**

1.	44,218	Jerrel Wilson. . . . .	1963-77
2.	<b>33,386</b>	<b>Dustin Colquitt . . . . .</b>	<b>2005-13</b>
3.	17,930	Louie Aguiar . . . . .	1994-98
4.	11,934	Jim Arnold. . . . .	1983-85
5.	11,267	Bryan Barker . . . . .	1990-93

**COLQUITT'S GAME-BY-GAME STATISTICS**

**2013  
CHIEFS**

Date	Opp.	No.	Yds.	Avg.	TB	In 20	LG	Net	Blk
9/8	@ Jacksonville	9	363	40.3	2	5	58	32.3	1
9/15	DALLAS	7	307	43.9	1	5	65	37.9	0
9/19	@ Philadelphia	5	218	43.6	0	3	53	40.8	0
9/29	N.Y. GIANTS	5	223	44.6	0	2	56	37.6	0
10/6	@ Tennessee	6	225	37.5	0	0	54	34.5	0
10/13	OAKLAND	8	392	49.0	1	4	60	42.3	0
10/20	HOUSTON	4	174	43.5	0	2	63	42.0	0
10/27	CLEVELAND	5	240	48.0	0	1	56	44.2	0
11/3	@ Buffalo	6	317	52.8	1	4	59	45.0	0
11/17	@ Denver	7	358	51.1	3	1	60	40.1	0
11/24	SAN DIEGO	4	178	44.5	0	1	48	43.3	0
12/1	DENVER	5	229	45.8	0	3	58	44.8	0
12/8	@ Washington	2	84	42.0	1	0	47	32.0	0
12/15	@ Oakland	4	198	49.5	0	2	61	43.0	0
12/22	INDIANAPOLIS	5	270	54.0	0	2	61	40.2	0
12/29	@ San Diego	5	229	45.8	1	0	54	40.6	0
<b>TOTALS</b>		<b>87</b>	<b>4,005</b>	<b>46.0</b>	<b>11</b>	<b>35</b>	<b>65</b>	<b>40.2</b>	<b>1</b>

1/4/14	@ Indianapolis	2	78	39.0	0	1	47	39.0	0
<b>PLAYOFF TOTALS</b>		<b>2</b>	<b>78</b>	<b>39.0</b>	<b>0</b>	<b>1</b>	<b>47</b>	<b>39.0</b>	<b>0</b>

**2012  
CHIEFS**

Date	Opp.	No.	Yds.	Avg.	TB	In 20	LG	Net	Blk
9/9	ATLANTA	1	47	47.0	0	1	47	47.0	0
9/16	@ Buffalo	7	313	44.7	1	2	66	27.9	0
9/23	@ New Orleans	5	208	41.6	0	4	55	41.2	0
9/30	SAN DIEGO	4	205	51.3	0	3	60	51.3	0
10/7	BALTIMORE	5	236	47.2	0	3	58	45.2	0
10/14	@ Tampa Bay	6	276	46.0	0	3	62	42.5	0
10/28	OAKLAND	5	236	47.2	0	2	57	39.6	0
11/1	@ San Diego	1	43	43.0	0	0	43	41.0	0
11/12	@ Pittsburgh	8	337	42.1	1	5	57	39.1	0
11/18	CINCINNATI	7	356	50.9	1	4	68	44.6	0
11/25	DENVER	6	272	45.3	2	4	58	38.7	0
12/2	CAROLINA	3	128	42.7	0	2	55	38.7	0
12/9	@ Cleveland	7	336	48.0	0	4	57	27.4	0
12/16	@ Oakland	7	383	54.7	1	4	71	51.9	0
12/23	INDIANAPOLIS	3	138	46.0	1	1	53	39.3	0
12/30	@ Denver	8	373	46.6	0	3	59	45.8	0
<b>TOTALS</b>		<b>83</b>	<b>3,887</b>	<b>46.8</b>	<b>7</b>	<b>45</b>	<b>71</b>	<b>40.8</b>	<b>0</b>

**COLQUITT'S GAME-BY-GAME STATISTICS**
**2011  
CHIEFS**

Date	Opp.	No.	Yds.	Avg.	TB	In 20	LG	Net	Blk
9/11	BUFFALO	8	328	41.0	0	0	58	36.6	0
9/18	@ Detroit	5	198	39.6	0	2	44	38.2	0
9/25	@ San Diego	4	182	45.5	0	1	53	43.3	0
10/2	MINNESOTA	3	146	48.7	0	2	61	44.7	0
10/9	@ Indianapolis	6	269	44.8	1	2	60	41.2	0
10/23	@ Oakland	7	368	52.6	0	3	65	47.0	0
10/31	SAN DIEGO	5	286	57.2	0	1	68	46.6	0
11/6	MIAMI	5	229	45.8	0	0	57	35.6	0
11/13	DENVER	7	339	48.4	2	3	67	40.4	0
11/21	@ New England	5	199	39.8	0	3	56	23.6	0
11/27	PITTSBURGH	3	112	37.3	0	0	46	37.3	0
12/4	@ Chicago	11	447	40.6	1	2	53	35.3	0
12/11	@ N.Y. Jets	7	359	51.3	0	3	61	45.1	0
12/18	GREEN BAY	2	99	49.5	0	0	54	49.5	0
12/24	OAKLAND	3	146	48.7	0	1	54	48.3	0
1/1/12	@ Denver	8	377	47.1	1	4	58	47.1	0
<b>TOTALS</b>		<b>89</b>	<b>4,084</b>	<b>45.9</b>	<b>5</b>	<b>27</b>	<b>68</b>	<b>40.1</b>	<b>0</b>

**2010  
CHIEFS**

Date	Opp.	No.	Yds.	Avg.	TB	In 20	LG	Net	Blk
9/13	SAN DIEGO	9	344	38.2	0	3	51	34.6	0
9/19	@ Cleveland	6	249	41.5	1	2	59	37.3	0
9/26	SAN FRANCISCO	4	177	44.3	0	3	59	44.3	0
10/10	@ Indianapolis	4	212	53.0	0	0	60	52.0	0
10/17	@ Houston	4	202	50.5	2	1	59	40.5	0
10/24	JACKSONVILLE	3	136	45.3	0	1	50	29.0	0
10/31	BUFFALO	6	260	43.3	2	3	56	29.7	0
11/7	@ Oakland	8	351	43.9	1	1	60	37.6	0
11/14	@ Denver	3	130	43.3	0	1	44	34.3	0
11/21	ARIZONA	5	264	52.8	2	1	64	42.6	0
11/28	@ Seattle	4	182	45.5	0	3	55	36.8	1
12/5	DENVER	7	293	41.9	0	4	59	36.6	0
12/12	@ San Diego	8	365	45.6	0	3	61	36.1	0
12/19	@ St. Louis	6	285	47.5	1	3	72	36.2	0
12/26	TENNESSEE	5	232	46.4	1	1	56	42.2	0
1/2/11	OAKLAND	6	226	37.7	0	3	50	37.7	0
<b>TOTALS</b>		<b>88</b>	<b>3,908</b>	<b>44.4</b>	<b>10</b>	<b>33</b>	<b>72</b>	<b>37.6</b>	<b>1</b>
1/9/11	BALTIMORE	3	153	51.0	2	1	54	37.7	0
<b>PLAYOFF TOTALS</b>		<b>3</b>	<b>153</b>	<b>51.0</b>	<b>2</b>	<b>1</b>	<b>54</b>	<b>37.7</b>	<b>0</b>

**2009  
CHIEFS**

Date	Opp.	No.	Yds.	Avg.	TB	In 20	LG	Net	Blk
9/13	@ Baltimore	5	246	49.2	0	2	61	45.4	0
9/20	OAKLAND	5	218	43.6	1	2	55	39.6	0
9/27	@ Philadelphia	9	399	44.3	0	3	64	44.7	0
10/4	N.Y. GIANTS	7	339	48.4	0	2	59	45.7	0
10/11	DALLAS	8	330	41.3	0	4	57	41.3	0
10/18	@ Washington	7	273	39.0	1	3	50	33.4	0
10/25	SAN DIEGO	5	241	48.2	1	3	53	33.8	1
11/8	@ Jacksonville	7	326	46.6	0	4	70	40.3	0
11/15	@ Oakland	6	283	47.2	0	4	61	47.5	0
11/22	PITTSBURGH	6	287	47.8	1	2	51	40.0	0
11/29	@ San Diego	4	161	40.3	0	2	46	40.3	0
12/6	DENVER	7	376	53.7	0	1	63	41.9	0
12/13	BUFFALO	5	167	33.4	1	1	38	29.4	0
12/20	CLEVELAND	6	274	45.7	0	3	59	39.0	0
12/27	@ Cincinnati	6	282	47.0	1	3	60	40.0	0
1/3/10	@ Denver	3	159	53.0	0	2	65	50.0	0
<b>TOTALS</b>		<b>96</b>	<b>4,361</b>	<b>45.4</b>	<b>6</b>	<b>41</b>	<b>70</b>	<b>40.8</b>	<b>1</b>

**COLQUITT'S GAME-BY-GAME STATISTICS**
**2008  
CHIEFS**

Date	Opp.	No.	Yds.	Avg.	TB	In 20	LG	Net	Blk
9/7	@ New England	6	259	43.2	1	3	55	39.5	0
9/14	OAKLAND	8	395	49.4	0	5	73	43.6	0
9/21	@ Atlanta	6	309	51.5	0	2	57	45.3	0
9/28	DENVER	3	133	44.3	0	2	54	32.3	0
10/5	@ Carolina	7	343	49.0	0	1	57	39.3	0
10/19	TENNESSEE	7	333	47.6	2	1	66	41.6	0
10/26	@ N.Y. Jets				<i>Inactive/Groin</i>				
11/2	TAMPA BAY				<i>Inactive/Groin</i>				
11/9	@ San Diego	6	244	40.7	0	4	48	41.0	0
11/16	NEW ORLEANS	4	133	33.3	0	2	38	33.3	0
11/23	BUFFALO	3	110	36.7	0	0	39	36.7	0
11/30	@ Oakland	5	202	40.4	1	1	62	36.4	0
12/7	@ Denver	3	153	51.0	2	1	56	37.7	0
12/14	SAN DIEGO	5	182	36.2	0	1	41	35.6	0
12/21	MIAMI	1	31	31.0	0	1	31	31.0	0
12/28	@ Cincinnati	6	283	47.2	2	3	55	37.8	0
<b>TOTALS</b>		<b>70</b>	<b>3,110</b>	<b>44.4</b>	<b>8</b>	<b>27</b>	<b>73</b>	<b>39.2</b>	<b>0</b>

**2007  
CHIEFS**

Date	Opp.	No.	Yds.	Avg.	TB	In 20	LG	Net	Blk
9/9	@ Houston	4	182	45.5	0	0	53	42.0	0
9/16	@ Chicago	8	346	43.3	1	1	52	22.9	0
9/23	MINNESOTA	6	293	48.8	2	0	65	37.7	0
9/30	@ San Diego	4	204	51.0	1	1	61	39.0	0
10/7	JACKSONVILLE	7	322	46.0	1	2	55	39.1	0
10/14	CINCINNATI	7	326	46.6	0	4	56	44.6	0
10/21	@ Oakland	8	371	46.4	0	2	55	43.0	0
11/4	GREEN BAY	7	321	45.9	0	3	56	40.7	0
11/11	DENVER	3	130	43.7	0	1	54	45.3	0
11/18	@ Indianapolis	5	184	36.8	0	1	44	33.6	0
11/25	OAKLAND	3	110	36.7	0	1	50	36.7	0
12/2	SAN DIEGO	6	278	46.3	1	1	81	42.5	0
12/9	@ Denver	8	370	46.3	0	3	58	44.5	0
12/16	TENNESSEE	4	178	44.5	0	2	55	39.5	0
12/23	@ Detroit	5	265	53.0	1	0	65	35.8	1
12/30	@ N.Y. Jets	10	442	44.2	2	5	60	40.6	0
<b>TOTALS</b>		<b>95</b>	<b>4,322</b>	<b>45.5</b>	<b>9</b>	<b>27</b>	<b>81</b>	<b>39.1</b>	<b>1</b>

**2006  
CHIEFS**



Date	Opp.	No.	Yds.	Avg.	TB	In 20	LG	Net	Blk
9/10	CINCINNATI	4	165	41.3	0	1	47	40.8	0
9/17	@ Denver	6	281	46.8	2	3	53	39.0	0
10/1	SAN FRANCISCO	3	137	45.7	0	1	59	45.0	0
10/8	@ Arizona	6	304	50.7	2	1	62	40.5	0
10/15	@ Pittsburgh	7	341	48.7	0	2	59	40.9	0
10/22	SAN DIEGO	5	237	47.4	0	2	58	37.0	0
10/29	SEATTLE	1	50	50.0	0	0	50	39.0	0
11/5	@ St. Louis	6	262	43.7	0	3	53	44.0	0
11/12	@ Miami	8	325	40.6	0	1	52	33.6	0
11/19	OAKLAND	3	123	41.0	0	1	46	41.3	0
11/23	DENVER	2	75	37.5	0	2	51	37.5	0
12/3	@ Cleveland	3	135	45.0	0	0	50	41.7	0
12/10	BALTIMORE	3	108	36.0	0	2	51	36.7	0
12/17	@ San Diego	7	283	40.4	0	1	50	37.7	0
12/23	@ Oakland	3	161	53.7	0	2	72	51.3	0
12/31	JACKSONVILLE	4	158	39.5	1	1	60	30.3	0
<b>TOTALS</b>		<b>71</b>	<b>3,145</b>	<b>44.3</b>	<b>5</b>	<b>23</b>	<b>72</b>	<b>39.3</b>	<b>0</b>

1/6/07	@ Indianapolis	6	314	52.3	0	1	66	47.7	0
<b>PLAYOFF TOTALS</b>		<b>6</b>	<b>314</b>	<b>52.3</b>	<b>0</b>	<b>1</b>	<b>66</b>	<b>47.7</b>	<b>0</b>



**COLQUITT'S GAME-BY-GAME STATISTICS****2005  
CHIEFS**

<b>Date</b>	<b>Opp.</b>	<b>No.</b>	<b>Yds.</b>	<b>Avg.</b>	<b>TB</b>	<b>In 20</b>	<b>LG</b>	<b>Net</b>	<b>Blk</b>
9/11	N.Y. Jets	2	97	48.5	0	0	50	44.5	0
9/18	@ Oakland	3	120	40.0	1	1	49	22.0	0
9/26	@ Denver	6	227	37.8	1	2	52	34.3	0
10/2	Philadelphia	4	192	48.0	1	1	62	42.5	0
10/16	Washington	5	168	33.6	0	2	42	33.6	0
10/21	@ Miami	5	227	45.4	0	3	56	34.4	0
10/30	@ San Diego	6	238	39.7	0	2	53	34.8	0
11/6	Oakland	5	209	41.8	0	3	49	43.0	0
11/13	@ Buffalo	3	106	35.3	0	3	50	35.3	0
11/20	@ Houston	4	159	39.8	1	1	48	25.5	0
11/27	New England	3	108	36.0	0	1	43	33.0	0
12/4	Denver	2	76	38.0	1	0	41	27.5	0
12/11	@ Dallas	5	193	38.6	0	3	44	38.6	0
12/17	@ N.Y. Giants	5	192	38.4	0	4	48	39.2	0
12/24	San Diego	5	153	30.6	0	1	42	30.0	0
1/1/06	Cincinnati	2	99	49.5	0	0	51	44.5	0
<b>TOTALS</b>		<b>65</b>	<b>2,564</b>	<b>39.4</b>	<b>5</b>	<b>27</b>	<b>62</b>	<b>34.9</b>	<b>0</b>

	<b>MARCUS COOPER</b> CORNERBACK		 <b>31</b>
	6-2 • 192 • Born: 2/1/90 Hartford, Conn. • NFL Exp: 2 (2nd with Chiefs) GP/GS (Playoffs) 16/6 (1/0) Acq: W (SF)-13 • Rutgers		

### PRO CAREER:

- Second-year cornerback joins the Chiefs for his second season in 2014.
- Originally entered the NFL as the third of three seventh-round picks (252nd overall) of the San Francisco 49ers in the 2013 NFL Draft.
- Saw his initial NFL action at Jacksonville (9/8) and made his first start vs. the N.Y. Giants (9/29).
- Set a new franchise record for most passes defended by a rookie with 20 in 2013.
- Tied for second on the team with three interceptions in 2013.
- Has appeared in one postseason game, recording two tackles (one solo) and one pass defended.

**TRANSACTIONS:** Claimed by Kansas City via waivers from San Francisco (9/1/13) ... Released by San Francisco (8/31/13) ... Signed with San Francisco (5/10/13) ... Originally entered the NFL as the third of San Francisco's three seventh-round draft picks (252nd overall) in the 2013 NFL Draft.

**2013:** Appeared in 16 contests (six starts), recording 41 tackles (38 solo), three interceptions, 20 passes defended, one forced fumble, one fumble recovery for a touchdown on punt coverage and three special teams tackles ... Played on defense and special teams in one postseason contest, grabbing two tackles (one solo) and one pass defended ... Grabbed one solo tackle at Jacksonville (9/8) ... Logged a special teams stop vs. Dallas (9/15) ... Recorded one special teams tackle at Philadelphia (9/19) ... Made his first career start and added one solo tackle and two passes defended vs. New York Giants (9/29) ... Grabbed two tackles (one solo), his first-career interception, coming off QB Ryan Fitzpatrick, three passes defended, a special teams tackle and a special teams fumble recovery on a punt return that resulted in his first-career touchdown at Tennessee (10/6) ... Started at left cornerback adding five solo tackles, one interception of QB Terrelle Pryor for 12 yards, and five passes defended vs. Oakland (10/13) ... Tallied one tackle

and one pass defended vs. Houston (10/20) ... Added two solo tackles vs. Cleveland (10/27) ... Recorded solo tackles, three passes defended and one forced fumble at Buffalo (11/3) ... Posted five solo tackles at Denver (11/17) ... Tallied three tackles (2 solo) vs. San Diego (11/24) ... Posted eight solo tackles, one interception for 20 yards and one pass defended vs. Denver (12/1) ... Added three solo tackles and three passes defended at Washington (12/8) ... Recorded two solo tackles at Oakland (12/15) ... Logged one solo tackle vs. Indianapolis (12/22) ... Notched four solo tackles and two passes defended at San Diego (12/29) ... Tallied two tackles (one solo) and one pass defended in the team's AFC Wild Card Game at Indianapolis (1/4/14).

**COLLEGE:** Played in 43 games (three starts) for the Scarlet Knights, recording 88 tackles, one interception, two fumble recoveries and six passes defended ... Played in 13 games (one start) as a senior in 2012, notching 42 tackles, including three tackles for loss, one interception, one fumble recovery, three passes defended and also block a kick ... Played in all 13 games as a junior in 2011, posting 30 tackles, one fumble recovery and one pass defended ... Appeared in nine games (one start) in 2010, finished the year with 16 tackles and two passes defended ... Appeared in six games (one start) in 2009 ... Played in two games as a true freshman in 2008 ... Majored in information technology and informatics.

### PERSONAL:

- Prepped at Bloomfield (Conn.) High School and was the eighth-rated prospect in the state of Connecticut.
- Ranked second in Connecticut history in career receiving yards (3,014), touchdown receptions (43) and consecutive games with a touchdown reception (13).
- Finished his high school career as the school's all-time leader in receiving yards, touchdowns, receptions and consecutive games with a touchdown.
- Born in Hartford, Conn.

### COOPER'S NFL STATISTICS

Year	Team	G-S	TACKLES			SACKS		INTERCEPTIONS					FUMBLES		
			Solos	Asst.	Total	No.	Yds.	No.	Yds.	LG	TDs	PDs	FF	FR	Yds.
2013	Kansas City	16-6	38	3	41	0.0	0.0	3	32	20	0	20	1	0	0
<b>Totals</b>		<b>16-6</b>	<b>38</b>	<b>3</b>	<b>41</b>	<b>0.0</b>	<b>0.0</b>	<b>3</b>	<b>32</b>	<b>20</b>	<b>0</b>	<b>20</b>	<b>1</b>	<b>0</b>	<b>0</b>

**Additional Stats:** Had three special teams tackles in 2013. Recovered a muffed punt return in the end zone for his first-career touchdown at Tennessee (10/6/13).

### POSTSEASON

Year	Team	G-S	TACKLES			SACKS		INTERCEPTIONS					FUMBLES		
			Solos	Asst.	Total	No.	Yds.	No.	Yds.	LG	TDs	PDs	FF	FR	Yds.
2013	Kansas City	1-0	1	1	2	0.0	0.0	0	0	0	0	1	0	0	0
<b>Totals</b>		<b>1-0</b>	<b>1</b>	<b>1</b>	<b>2</b>	<b>0.0</b>	<b>0.0</b>	<b>0</b>	<b>0</b>	<b>0</b>	<b>0</b>	<b>1</b>	<b>0</b>	<b>0</b>	<b>0</b>

### SINGLE-GAME CAREER HIGHS

**Tackles:** 8 (eight solo) vs. Denver (12/1/13)

**Long INT Return:** 20 vs. Denver (12/1/13)

**Interceptions:** 1, three times,

**Passes Defensed:** 5 vs. Oakland (10/13/13)

last vs. Denver (12/1/13)

**Forced Fumble:** 1 at Buffalo (11/3/13)



**INT Return Yards:** 20 vs. Denver (12/1/13)

### COOPER'S GAME-BY-GAME STATISTICS

#### 2013

#### CHIEFS

Date	Opp.	Tkl	Ast	Tot	TFL	Sck	INT	FR	FF	PR	PD
9/8	@ Jacksonville	1	0	1	0	0.0	0-0	0	0	0	0
9/15	DALLAS	0	0	0	0	0.0	0-0	0	0	0	0
9/19	@ Philadelphia	0	0	0	0	0.0	0-0	0	0	0	0
9/29	N.Y. GIANTS	1	0	1	0	0.0	0-0	0	0	0	2
10/6	@ Tennessee	1	1	2	0	0.0	1-0	0	0	0	3
10/13	OAKLAND	5	0	5	0	0.0	1-12	0	0	0	5
10/20	HOUSTON	0	1	1	0	0.0	0-0	0	0	0	0
10/27	CLEVELAND	2	0	2	0	0.0	0-0	0	0	0	0
11/3	@ Buffalo	3	0	3	0	0.0	0-0	0	1	0	3
11/17	@ Denver	5	0	5	0	0.0	0-0	0	0	0	0
11/24	SAN DIEGO	2	1	3	0	0.0	0-0	0	0	0	0
12/1	DENVER	8	0	8	0	0.0	1-20	0	0	0	1
12/8	@ Washington	3	0	3	0	0.0	0-0	0	0	0	3
12/15	@ Oakland	2	0	2	0	0.0	0-0	0	0	0	0
12/22	INDIANAPOLIS	1	0	1	0	0.0	0-0	0	0	0	0
12/29	@ San Diego	4	0	4	0	0.0	0-0	0	0	0	2
<b>TOTALS</b>		<b>38</b>	<b>3</b>	<b>41</b>	<b>0</b>	<b>0.0</b>	<b>3-32</b>	<b>0</b>	<b>1</b>	<b>0</b>	<b>20</b>
1/4/14	@ Indianapolis	1	1	2	0	0.0	0-0	0	0	0	1
<b>PLAYOFF TOTALS</b>		<b>1</b>	<b>1</b>	<b>2</b>	<b>0</b>	<b>0.0</b>	<b>0-0</b>	<b>0</b>	<b>0</b>	<b>0</b>	<b>1</b>

	<div style="text-align: center;">  <span style="font-size: 2em; font-weight: bold;">10</span> </div> <div style="text-align: center; color: white; background-color: red; padding: 5px;"> <b>CHASE DANIEL</b>              QUARTERBACK         </div> <div style="background-color: white; padding: 5px;"> <b>6-0 • 225 • Born: 10/7/86</b>  <b>Southlake, Texas • NFL Exp: 6 (2nd with Chiefs)</b>  <b>GP/GS (Playoffs): 50/1 (3/0)</b>  <b>Acq: UFA-13 • Missouri</b> </div>
---	--

### PRO CAREER:

- Sixth-year quarterback joins the Chiefs for his second season in 2014.
- Spent his first four seasons with the New Orleans Saints, the final three years serving as Saints QB Drew Brees' backup. Also held for PATs and field goals.
- Originally entered the NFL as an undrafted free agent with the Washington Redskins in 2009.
- Made his first-career NFL start at San Diego on Dec. 29, 2013.
- Has appeared in three postseason games, serving as a holder on field goals and PATs during his time with the New Orleans Saints.
- Played his college football at the University of Missouri in Columbia, Mo., approximately two hours directly east of Kansas City along Interstate 70.

**TRANSACTIONS:** Signed with Kansas City (3/13/13) ... Signed with New Orleans (3/12/12) ... Signed to New Orleans' active roster (1/2/10) ... Added to New Orleans' practice squad (12/11/09) ... Released from New Orleans' practice squad (12/9/09) ... Added to New Orleans' practice squad (11/20/09) ... Waived by New Orleans (11/17/09) ... Signed with New Orleans (10/16/09) ... Waived by New Orleans (10/12/09) ... Signed to New Orleans' active roster (9/26/09) ... Added to New Orleans' practice squad (9/6/09) ... Waived by Washington (9/5/09) ... Signed with Washington as an undrafted free agent (4/30/09).

**KANSAS CITY (2013):** Started one contest at quarterback and played in four games as a reserve, completing 25 of 38 passes for 248 yards with one touchdown and one interception, good for an 81.9 passer rating ... Added 52 yards on 14 carries (3.7 avg.) ... Was active but did not play in 11 contests as the club's backup quarterback ... Was active but did not play in one postseason game ... Completed a career-high 21 of 30 passes for 200 yards with a touchdown in his first-career start at San Diego (12/29), adding 59 yards on seven carries (8.4 avg.).

**NEW ORLEANS (2009-12):** Appeared in 45 games as New Orleans' backup quarterback and holder for extra points and field goals ... Was active but did not play in four contests, served as the team's third quarterback in seven games and spent eight weeks on the club's practice squad ... Saw action at quarterback in six contests, completing seven of nine passes (77.8%) for 55 yards with no touchdowns and no interceptions ... Played in three postseason

contests and the team's holder and served as the club's third quarterback for three contests, including New Orleans' victory in Super Bowl XLIV vs. Indianapolis (2/7/10).

**2012:** Appeared in all 16 games as the team's backup quarterback and holder ... Saw action in one contest in relief of QB Drew Brees, completing his only pass attempt for 10 yards and adding three carries for 17 yards (5.7 avg.).

**2011:** Played in all 16 games as the team's backup quarterback and holder ... Saw action in three contests in relief of QB Drew Brees, completing four of five passes for 29 yards and rushing three times for a three-yard loss ... Appeared as the team's holder in two postseason contests.

**2010:** Appeared in 13 games as the team's backup quarterback and holder for extra points and field goals ... Was active but did not play in three contests ... Saw action at quarterback in two of those contests, completing two of three passes for 16 yards and adding two carries for 16 yards ... Held for extra points and field goals in New Orleans' NFC Wild Card game at Seattle (1/8/11).

**2009:** Served as the club's third quarterback for seven contests, was active but did not play in one game and spent eight week's on the club's practice squad ... Served as the club's third quarterback for three postseason contests, including the Saints' victory in Super Bowl XLIV vs. Indianapolis (2/7/10).

**COLLEGE:** Led Missouri to a 30-11 record in three years as a starter, including the first two Big 12 North Division titles in school history ... Completed 1,094 of 1,609 passes (68.0%) for 12,515 yards with 101 touchdowns and 41 interceptions with a 149.0 passer rating ... Added 364 carries for 970 yards with 10 touchdowns ... Became the first quarterback in school history to record three straight 3,000-yard seasons ... As a senior in 2008, connected on 385 of 528 passes (72.9%) for 4,335 yards with 39 touchdowns and 18 interceptions for a 159.4 passer rating ... Established single-season career highs in completions (385), passing yards (4,335), touchdowns (39), completion percentage (72.9%) and rating (159.4) as a senior ... Was named a Draddy Trophy Finalist, Wuerffel Trophy Finalist, Unitas Golden Arm Award Finalist, Manning Award Finalist, National Football Foundation Scholarship Athlete, Maxwell Award Semifinalist, Davey O'Brien Award Semifinalist, Honorable Mention All-American from Sports Illustrated, Honorable



**PERSONAL:**

- Named 2004 E.A. Sports National High School Player of the Year at Southlake Carroll (Texas) High School, where he was a teammate of NFL players, LS Justin Drescher and K Garrett Hartley.
- Led team to a perfect 16-0 record in 2004 and a Class 5A state championship.

DANIEL'S NFL STATISTICS

PASSING													
Year	Team	G-S	Att.	Comp.	Yds.	Comp. Pct.	Yds. Att.	TD	Pct.	INT	Pct.	LG	Rating
2010	New Orleans	13-0	3	2	16	66.7	5.33	0	0.0	0	0.0	9	79.9
2011	New Orleans	16-0	5	4	29	80.0	5.80	0	0.0	0	0.0	14	90.8
2012	New Orleans	16-0	1	1	10	100.0	10.00	0	0.0	0	0.0	10	108.3
2013	Kansas City	4-1	38	25	248	65.8	6.53	1	2.6	1	2.6	48	81.9
Totals		50-1	47	32	303	68.1	6.45	1	2.1	1	2.1	48	83.9

RUSHING							
Year	Team	No.	Yds.	Avg.	LG	TD	
2010	New Orleans	2	16	8.0	16	0	
2011	New Orleans	3	-3	-1.0	-1	0	
2012	New Orleans	3	17	5.7	19	0	
2013	Kansas City	14	52	3.7	29	0	
Totals		22	82	3.7	29	0	

POSTSEASON													
PASSING													
Year	Team	G-S	Att.	Comp.	Yds.	Comp. Pct.	Yds. Att.	TD	Pct.	INT	Pct.	LG	Rating
2010	New Orleans	1-0	0	0	0	00.0	0.00	0	0.0	0	0.0	--	0.0
2011	New Orleans	2-0	0	0	0	00.0	0.00	0	0.0	0	0.0	--	0.0
2013	Kansas City	0-0	0	0	0	00.0	0.00	0	0.0	0	0.0	--	0.0
Totals		3-0	0	0	0	00.0	0.00	0	0.0	0	0.0	--	0.0

RUSHING							
Year	Team	No.	Yds.	Avg.	LG	TD	
2010	New Orleans	0	0	0.0	--	0	
2011	New Orleans	0	0	0.0	--	0	
2013	Kansas City	0	0	0.0	--	0	
Totals		0	0	0.0	--	0	

# DANIEL'S GAME-BY-GAME STATISTICS

2013

CHIEFS

Date	Opp.	Att.	Comp.	Yds.	Pct.	Att.	TD	INT	LG	Sack/Yds.	Rating
9/8	@ Jacksonville	0	0	0	0.0	0.0	0	0	--	0/0	0.0
9/15	DALLAS										
9/19	@ Philadelphia										
9/29	N.Y. GIANTS	0	0	0	0.0	0.0	0	0	--	0/0	0.0
10/6	@ Tennessee										
10/13	OAKLAND										
10/20	HOUSTON										
10/27	CLEVELAND										
11/3	@ Buffalo										
11/17	@ Denver										
11/24	SAN DIEGO										
12/1	DENVER										
12/8	@ Washington	3	1	17	33.3	5.67	0	1	17	0/0	13.9
12/15	@ Oakland	5	3	31	60.0	6.20	0	0	18	0/0	77.9
12/22	INDIANAPOLIS										
12/29	@ San Diego	30	21	200	70.0	6.67	1	0	48	2/11	99.3
<b>TOTALS</b>		<b>38</b>	<b>25</b>	<b>248</b>	<b>65.8</b>	<b>6.53</b>	<b>1</b>	<b>1</b>	<b>48</b>	<b>2/11</b>	<b>81.9</b>

1/4/14 @ Indianapolis

Active, Did Not Play

**PLAYOFF TOTALS**      **0**   **0**   **0**   **00.0**   **0.00**   **0**   **0**   **--**   **0/0**   **00.0**

2012

SAINTS

Date	Opp.	Att.	Comp.	Yds.	Pct.	Att.	TD	INT	LG	Sack/Yds.	Rating
9/8	@ Green Bay										
9/18	CHICAGO										
9/25	HOUSTON										
10/2	@ Jacksonville										
10/9	@ Carolina										
10/16	@ Tampa Bay										
10/23	INDIANAPOLIS										
10/30	@ St. Louis										
11/6	TAMPA BAY										
11/13	@ Atlanta										
11/28	N.Y. GIANTS	1	1	9	100.0	9.00	0	0	9	0/0	104.2
12/4	DETROIT										
12/11	@ Tennessee										
12/18	@ Minnesota	1	0	0	0.0	0.0	0	0	--	0/0	39.6
12/26	ATLANTA										
1/1/12	CAROLINA	3	3	20	100.0	6.67	0	0	14	0/0	94.4
<b>TOTALS</b>		<b>5</b>	<b>4</b>	<b>29</b>	<b>80.0</b>	<b>5.80</b>	<b>0</b>	<b>0</b>	<b>14</b>	<b>0/0</b>	<b>90.8</b>

2011

SAINTS

Date	Opp.	Att.	Comp.	Yds.	Pct.	Att.	TD	INT	LG	Sack/Yds.	Rating
9/8	@ Green Bay										
9/18	CHICAGO										
9/25	HOUSTON										
10/2	@ Jacksonville										
10/9	@ Carolina										
10/16	@ Tampa Bay										
10/23	INDIANAPOLIS										
10/30	@ St. Louis										
11/6	TAMPA BAY										
11/13	@ Atlanta										
11/28	N.Y. GIANTS	1	1	9	100.0	9.00	0	0	9	0/0	104.2
12/4	DETROIT										
12/11	@ Tennessee										
12/18	@ Minnesota	1	0	0	0.0	0.0	0	0	--	0/0	39.6
12/26	ATLANTA										
1/1/12	CAROLINA	3	3	20	100.0	6.67	0	0	14	0/0	94.4
<b>TOTALS</b>		<b>5</b>	<b>4</b>	<b>29</b>	<b>80.0</b>	<b>5.80</b>	<b>0</b>	<b>0</b>	<b>14</b>	<b>0/0</b>	<b>90.8</b>

1/7/12 DETROIT

Saw action as holder on special teams

1/14/12 @ San Francisco

Saw action as holder on special teams

**PLAYOFF TOTALS**      **0**   **0**   **0**   **0.0**   **0.0**   **0**   **0**   **--**   **0/0**   **0.0**

# DANIEL'S GAME-BY-GAME STATISTICS

2010

SAINTS

Date	Opp.	Att.	Comp.	Yds.	Pct.	Att.	TD	INT	LG	Sack/Yds.	Rating
9/9	MINNESOTA										
9/20	@ San Francisco										
9/26	ATLANTA										
10/3	CAROLINA										
10/10	@ Arizona										
10/17	@ Tampa Bay										
10/24	CLEVELAND										
10/31	PITTSBURGH										
11/7	@ Carolina	0	0	0	0.0	0.0	0	0	--	1/10	0.0
11/21	SEATTLE										
11/25	@ Dallas										
12/5	@ Cincinnati										
12/12	ST. LOUIS										
12/19	@ Baltimore										
12/27	@ Atlanta										
1/2/11	TAMPA BAY	3	2	16	66.7	5.33	0	0	9	0/0	79.9
<b>TOTALS</b>		<b>3</b>	<b>2</b>	<b>16</b>	<b>66.7</b>	<b>5.33</b>	<b>0</b>	<b>0</b>	<b>9</b>	<b>0/0</b>	<b>79.9</b>

1/8/11 @ Seattle

Saw action as holder on special teams

**PLAYOFF TOTALS** 0 0 0 0.0 0.0 0 0 -- 0/0 0.0

2009

SAINTS

Date	Opp.	Att.	Comp.	Yds.	Pct.	Att.	TD	INT	LG	Sack/Yds.	Rating
9/13	DETROIT										
9/20	@ Philadelphia										
9/27	@ Buffalo										
10/4	N.Y. JETS										
10/18	N.Y. GIANTS										
10/25	@ Miami										
11/2	ATLANTA										
11/8	CAROLINA										
11/15	@ St. Louis										
11/22	@ Tampa Bay										
11/30	NEW ENGLAND										
12/6	@ Washington										
12/13	@ Atlanta										
12/19	DALLAS										
12/27	TAMPA BAY										
1/3/10	@ Carolina										
<b>TOTALS</b>		<b>0</b>	<b>0</b>	<b>0</b>	<b>0.0</b>	<b>0.0</b>	<b>0</b>	<b>0</b>	<b>--</b>	<b>0/0</b>	<b>0.0</b>

1/16/10 ARIZONA

Inactive/3rd Quarterback



1/24/10 MINNESOTA

Inactive/3rd Quarterback

2/7/10 @ Indianapolis

Inactive/3rd Quarterback

**PLAYOFF TOTALS** 0 0 0 0.0 0.0 0 0 -- 0/0 0.0

	<div style="display: flex; justify-content: space-between; align-items: center;"> <div style="text-align: center;"> <b>KNILE DAVIS</b>  <i>RUNNING BACK</i> </div> <div style="text-align: center;">  <span style="font-size: 2em; font-weight: bold;">34</span> </div> </div> <div style="margin-top: 10px;"> <p>5-10 • 227 • Born: 10/5/91</p> <p>Missouri City, Texas • NFL Exp: 2 (2nd with Chiefs)</p> <p>GP/GS (Playoffs): 16/1 (1/0)</p> <p>Acq: D3b-13 • Arkansas</p> </div>
---	--

### PRO CAREER:

- Second-year running back enters his second NFL season in 2014.
- Drafted by the Chiefs with the second of two picks in the third round of the 2013 NFL Draft.
- Saw his first NFL action at Jacksonville (9/8/13) and made his first NFL start at San Diego (12/29/13).
- Played in all 16 games as a rookie, making one start. Also saw extensive action in his first postseason contest as he filled in for an injured RB Jamaal Charles in an AFC Wild Card matchup.
- Posted two touchdowns (one rushing, one receiving) in the club's AFC Wild Card Game at Indianapolis (1/4/14), tying a franchise record for most touchdowns in a postseason contest. He became the sixth Chiefs player to accomplish the feat.
- Registered his first NFL score on a franchise-record 108-yard kickoff return vs. Denver (12/1/13). His 108-yard return is the second-longest kick return in NFL history.
- Recorded his first rushing touchdown on a 17-yard carry at Washington (12/8/13).

**TRANSACTIONS:** Signed with Kansas City as the second of two third-round draft picks (96th overall) in the 2013 NFL Draft (5/13/13).

**KANSAS CITY (2013):** Appeared in 16 games (one start), posting 70 carries for 242 yards (3.5 avg.) with four touchdowns and 11 receptions for 75 yards (6.8 avg.) ... Had 10 kickoff returns for 321 yards (32.1 avg.), including a franchise-record 108-yard kickoff return for a

touchdown and had one special teams tackle ... Played extensively in one postseason contest, recording 18 carries for 67 yards (3.7 avg.) with one touchdown and caught seven passes for 33 yards with a receiving score.

**COLLEGE:** Appeared in 36 games (15 starts) at the University of Arkansas, rushing 349 times for 1,842 yards (5.3 avg.) with 19 touchdowns and caught 32 passes for 297 yards (9.3 avg.) with two touchdowns ... Played in 10 games (six starts) as a senior in 2012, recording 112 carries for 377 yards (3.4 avg.) with two touchdowns and added 11 receptions for 157 yards (14.3 avg.) with one touchdown ... Missed his junior season in 2011 due to injury ... Played in all 13 games (eight starts) as a sophomore in 2010, recording 1,322 yards on 204 carries (6.5 avg.) with 13 touchdowns and 19 receptions for 136 yards (7.1 avg.) with one touchdown ... Appeared in all 13 games (one start) as a true freshman in 2009, carrying 33 times for 163 yards (4.9 avg.) with four touchdowns and adding two receptions for four yards ... Majored in sociology at Arkansas' Fulbright College of Arts and Sciences.

### PERSONAL:

- Was considered the third-best running back prospect in the state of Texas upon concluding his prep career at Thurgood Marshall High School in Fort Mead, Texas, playing for Head Coach Darryl Phipps.
- Also competed for the track team in high school.
- Worked night shifts at Whataburger to earn money in high school.



### DAVIS' NFL STATISTICS

Year	Team	G-S	RUSHING					RECEIVING				
			No.	Yds.	Avg.	LG	TD	No.	Yds.	Avg.	LG	TD
2013	Kansas City	16-1	70	242	3.5	20	4	11	75	6.8	17	0
<b>Totals</b>		<b>16-1</b>	<b>70</b>	<b>242</b>	<b>3.5</b>	<b>20</b>	<b>4</b>	<b>11</b>	<b>75</b>	<b>6.8</b>	<b>17</b>	<b>0</b>

Year	Team	No.	PUNT RETURNS					KICKOFF RETURNS				
			FC	Yds.	Avg.	LG	TD	No.	Yds.	Avg.	LG	TD
2013	Kansas City	0	0	0	0.0	--	0	10	321	32.1	108t	1
Totals		0	0	0	0.0	--	0	10	321	32.1	108t	1

**Additional Stats:** Had one special teams tackle in 2013.

### POSTSEASON

Year	Team	G-S	RUSHING					RECEIVING				
			No.	Yds.	Avg.	LG	TD	No.	Yds.	Avg.	LG	TD
2013	Kansas City	1-0	18	67	3.7	13	1	7	33	4.7	13	1
<b>Totals</b>		<b>1-0</b>	<b>18</b>	<b>67</b>	<b>3.7</b>	<b>13</b>	<b>1</b>	<b>7</b>	<b>33</b>	<b>4.7</b>	<b>13</b>	<b>1</b>

Year	Team	No.	PUNT RETURNS					KICKOFF RETURNS				
			FC	Yds.	Avg.	LG	TD	No.	Yds.	Avg.	LG	TD
2013	Kansas City	0	0	0	0.0	--	0	0	0	0.0	--	0
Totals		0	0	0	0.0	--	0	0	0	0.0	--	0

### SINGLE-GAME CAREER HIGHS

**Rushing Attempts:** 27 at San Diego (12/29/13)  
**Rushing Yards:** 81 at San Diego (12/29/13)  
**Long Run:** 20 vs. Denver (12/1/13)  
**Rushing TDs:** 2 at San Diego (12/29/13)  
**Receptions:** 2, three times, last at San Diego (12/29/13)

**Receiving Yards:** 18 vs. Denver (12/1/13)  
**Long Reception:** 17 at Washington (12/8/13)  
**Kickoff Returns:** 3 vs. Indianapolis (12/22/13)  
**KO Return Yards:** 130 vs. Denver (12/1/13)  
**Long Kickoff Return:** 108t vs. Denver (12/1/13)  
**Kickoff Return TDs:** 1 vs. Denver (12/1/13)

### DAVIS' GAME-BY-GAME STATISTICS

2013 CHIEFS												
Date	Opp.	No.	RUSHING				RECEIVING					TD
			Yds.	Avg.	LG	TD	No.	Yds.	Avg.	LG	TD	
9/8	@ Jacksonville	4	12	3.0	4	0	1	5	5.0	5	0	
9/15	DALLAS	0	0	0.0	--	0	0	0	0.0	--	0	
9/19	@ Philadelphia	6	25	4.2	12	0	0	0	0.0	--	0	
9/29	N.Y. GIANTS	1	2	2.0	2	0	0	0	0.0	--	0	
10/6	@ Tennessee	1	2	2.0	2	0	0	0	0.0	--	0	
10/13	OAKLAND	0	0	0.0	--	0	1	-1	-1.0	-1	0	
10/20	HOUSTON	2	5	2.5	--	0	0	0	0.0	--	0	
10/27	CLEVELAND	3	13	4.3	9	0	1	12	12.0	12	0	
11/3	@ Buffalo	0	0	0.0	--	0	0	0	0.0	--	0	
11/17	@ Denver	3	13	4.3	7	0	1	11	11.0	11	0	
11/24	SAN DIEGO	1	3	3.0	3	0	0	0	0.0	--	0	
12/1	DENVER	1	20	20.0	20	0	2	18	9.0	13	0	
12/8	@ Washington	11	30	2.7	17	1	1	17	17.0	17	0	
12/15	@ Oakland	9	34	3.8	17	1	2	8	4.0	10	0	
12/22	INDIANAPOLIS	1	2	2.0	2	0	0	0	0.0	--	0	
12/29	@ San Diego	27	81	3.0	18	2	2	5	2.5	6	0	
<b>TOTALS</b>		<b>70</b>	<b>242</b>	<b>3.5</b>	<b>20</b>	<b>4</b>	<b>11</b>	<b>75</b>	<b>6.8</b>	<b>17</b>	<b>0</b>	
1/4/14	@ Indianapolis	18	67	3.7	13	1	7	33	4.7	13	1	
<b>PLAYOFF TOTALS</b>		<b>18</b>	<b>67</b>	<b>3.7</b>	<b>13</b>	<b>1</b>	<b>7</b>	<b>33</b>	<b>4.7</b>	<b>13</b>	<b>1</b>	



# DeVITO'S GAME-BY-GAME STATISTICS

## 2013 CHIEFS

Date	Opp.	Tkl	Ast	Tot	TFL	Sck	INT	FR	FF	PR	PD
9/8	@ Jacksonville	1	0	1	0	0.0	0-0	0	0	0	0
9/15	DALLAS	0	1	1	0	0.0	0-0	0	0	0	0
9/19	@ Philadelphia	1	0	1	0	0.0	0-0	0	0	0	0
9/29	N.Y. GIANTS	1	0	1	0	0.0	0-0	0	0	0	0
10/6	@ Tennessee	0	0	0	0	0.0	0-0	0	0	0	0
10/13	OAKLAND	3	0	3	0	0.0	0-0	0	0	0	0
10/20	HOUSTON	4	0	4	1	0.0	0-0	0	0	0	0
10/27	CLEVELAND	0	0	0	0	0.0	0-0	0	0	0	0
11/3	@ Buffalo	2	7	9	0	0.0	0-0	0	0	0	0
11/17	@ Denver	0	1	1	0	0.0	0-0	0	0	0	1
11/24	SAN DIEGO	<i>Inactive/Knee</i>									
12/1	DENVER	0	0	0	0	0.0	0-0	0	0	0	0
12/8	@ Washington	1	1	2	0	0.0	0-0	0	0	0	0
12/15	@ Oakland	3	0	3	0	0.0	0-0	0	0	0	0
12/22	INDIANAPOLIS	2	0	2	0	0.0	0-0	0	0	0	0
12/29	@ San Diego	<i>Active, Did Not Play</i>									
<b>TOTALS</b>		<b>18</b>	<b>10</b>	<b>28</b>	<b>1</b>	<b>0.0</b>	<b>0-0</b>	<b>0</b>	<b>0</b>	<b>0</b>	<b>1</b>
1/4/14	@ Indianapolis	0	0	0	0	0.0	0-0	0	0	0	0
<b>PLAYOFF TOTALS</b>		<b>0</b>	<b>0</b>	<b>0</b>	<b>0</b>	<b>0.0</b>	<b>0-0</b>	<b>0</b>	<b>0</b>	<b>0</b>	<b>0</b>

## 2012 JETS

Date	Opp.	Tkl	Ast	Tot	TFL	Sck	INT	FR	FF	PR	PD
9/9	BUFFALO	2	1	3	0	0.0	0-0	0	0	0	0
9/16	@ Pittsburgh	2	3	5	0	0.0	0-0	0	0	0	0
9/23	@ Miami	7	2	9	0	0.0	0-0	0	0	0	0
9/30	SAN FRANCISCO	4	0	4	0	0.0	0-0	0	0	0	0
10/8	HOUSTON	5	4	9	0	0.0	0-0	0	0	0	0
10/14	INDIANAPOLIS	3	1	4	0	0.0	0-0	0	0	0	0
10/21	@ New England	3	0	3	0	0.0	0-0	0	0	0	0
10/28	MIAMI	1	2	3	0	0.0	0-0	0	0	0	0
11/11	@ Seattle	2	0	2	1	1.0	0-0	0	1	1	0
11/18	@ St. Louis	1	1	2	0	0.0	0-0	0	0	0	0
11/22	NEW ENGLAND	5	1	6	0	0.0	0-0	0	0	0	0
12/2	ARIZONA	1	0	1	0	0.0	0-0	0	0	0	0
12/9	@ Jacksonville	1	0	1	0	0.0	0-0	0	0	0	0
12/17	@ Tennessee	5	3	8	1	0.0	0-0	0	0	0	0
12/23	SAN DIEGO	1	3	4	0	0.0	0-0	0	0	0	0
12/30	@ Buffalo	4	0	4	0	0.0	0-0	0	0	0	0
<b>TOTALS</b>		<b>46</b>	<b>22</b>	<b>68</b>	<b>2</b>	<b>1.0</b>	<b>0-0</b>	<b>0</b>	<b>1</b>	<b>1</b>	<b>0</b>

## 2011 JETS

Date	Opp.	Tkl	Ast	Tot	TFL	Sck	INT	FR	FF	PR	PD
9/11	DALLAS	3	0	3	0	1.0	0-0	0	1	0	0
9/18	JACKSONVILLE	1	1	2	0	0.0	0-0	0	0	0	0
9/25	@ Oakland	1	0	1	0	0.0	0-0	0	0	0	0
10/2	@ Baltimore	1	1	2	0	0.0	0-0	0	0	0	0
10/9	@ New England	1	2	3	0	0.0	0-0	0	0	0	0
10/17	MIAMI	3	0	3	1	0.0	0-0	0	0	0	0
10/23	SAN DIEGO	<i>Inactive/Knee</i>									
11/6	@ Buffalo	<i>Inactive/Knee</i>									
11/13	NEW ENGLAND	2	1	3	0	0.0	0-0	0	0	0	0
11/17	@ Denver	1	3	4	0	0.0	0-0	0	0	0	0
11/27	BUFFALO	2	1	3	0	0.0	0-0	0	0	0	0
12/4	@ Washington	<i>Inactive/Knee</i>									
12/11	KANSAS CITY	<i>Inactive/Knee</i>									
12/18	@ Philadelphia	2	0	2	0	0.0	0-0	0	1	0	0
12/24	N.Y. GIANTS	2	2	4	0	0.0	0-0	0	0	0	0
1/1/12	@ Miami	2	2	4	0	0.0	0-0	0	0	0	0
<b>TOTALS</b>		<b>21</b>	<b>13</b>	<b>34</b>	<b>1</b>	<b>1.0</b>	<b>0-0</b>	<b>0</b>	<b>2</b>	<b>0</b>	<b>0</b>

# DeVITO'S GAME-BY-GAME STATISTICS

## 2010

### JETS

Date	Opp.	Tkl	Ast	Tot	TFL	Sck	INT	FR	FF	PR	PD
9/13	BALTIMORE	4	1	5	0	0.0	0-0	0	0	0	0
9/19	NEW ENGLAND	4	3	1	0	0.0	0-0	0	0	0	0
9/26	@ Miami	2	1	3	2	0.0	0-0	0	0	0	0
10/3	@ Buffalo	0	0	0	0	0.0	0-0	0	0	1	0
10/11	MINNESOTA	2	2	4	0	0.0	0-0	0	0	0	0
10/17	@ Denver	2	1	3	0	0.0	0-0	0	0	0	1
10/31	GREEN BAY	0	0	0	0	0.0	0-0	0	0	0	0
11/7	@ Detroit	2	2	4	1	0.0	0-0	0	0	0	0
11/14	@ Cleveland	1	1	2	1	0.0	0-0	0	0	0	0
11/21	HOUSTON	3	0	3	0	0.0	0-0	0	0	0	0
11/25	CINCINNATI	0	0	0	0	0.0	0-0	0	0	1	0
12/6	@ New England	4	0	4	0	0.0	0-0	0	0	0	0
12/12	MIAMI	2	2	4	0	0.0	0-0	0	0	0	0
12/19	@ Pittsburgh	1	0	1	0	0.0	0-0	0	0	0	0
12/26	@ Chicago	3	0	3	0	0.0	0-0	0	0	0	0
1/2/11	BUFFALO	3	2	5	0	0.0	0-0	0	0	0	0
<b>TOTALS</b>		<b>33</b>	<b>13</b>	<b>46</b>	<b>4</b>	<b>0.0</b>	<b>0-0</b>	<b>0</b>	<b>0</b>	<b>2</b>	<b>1</b>

1/8/11	@ Indianapolis	3	1	4	0	0.0	0-0	0	0	0	0
1/16/11	@ New England	1	0	1	0	0.0	0-0	0	1	0	0
1/23/11	@ Pittsburgh	7	0	7	2	0.0	0-0	0	0	0	0

**PLAYOFF TOTALS**      **11**   **1**   **12**   **2**   **0.0**   **0-0**   **0**   **1**   **0**   **0**

## 2009

### JETS

Date	Opp.	Tkl	Ast	Tot	TFL	Sck	INT	FR	FF	PR	PD
9/13	@ Houston	0	0	0	0	0.0	0-0	1	0	0	0
9/20	NEW ENGLAND					<i>Inactive</i>					
9/26	TENNESSEE	1	0	1	0	0.0	0-0	0	0	0	0
10/3	@ Indianapolis	3	1	4	0	0.0	0-0	0	0	0	0
10/11	@ Miami	3	0	3	0	0.0	0-0	0	0	0	0
10/17	BUFFALO	1	2	3	0	0.0	0-0	0	0	0	0
10/31	@ Oakland	1	3	4	1	0.0	0-0	1	0	0	0
11/7	MIAMI	0	2	2	0	0.0	0-0	0	0	0	0
11/14	JACKSONVILLE	1	1	2	0	0.0	0-0	1	0	0	0
11/21	@ New England	2	4	6	0	0.0	0-0	0	0	1	0
11/25	CAROLINA	0	1	1	0	0.0	0-0	0	0	0	0
12/6	@ Buffalo	1	1	2	0	0.0	0-0	0	0	0	0
12/12	@ Tampa Bay	2	0	2	0	0.0	0-0	0	0	0	0
12/19	ATLANTA	2	2	4	0	0.0	0-0	0	0	0	0
12/26	@ Indianapolis	0	0	0	0	0.0	0-0	0	0	0	0
1/2/10	CINCINNATI	2	1	3	0	0.0	0-0	0	0	0	0
<b>TOTALS</b>		<b>19</b>	<b>18</b>	<b>37</b>	<b>1</b>	<b>0.0</b>	<b>0-0</b>	<b>3</b>	<b>0</b>	<b>1</b>	<b>0</b>

## 2008

### JETS

Date	Opp.	Tkl	Ast	Tot	TFL	Sck	INT	FR	FF	PR	PD
9/7	@ Miami	1	1	2	0	0.0	0-0	0	0	0	0
9/14	NEW ENGLAND	0	2	2	0	0.0	0-0	0	0	0	0
9/22	@ San Diego	0	2	4	0	0.0	0-0	0	0	0	0
9/28	ARIZONA	0	1	1	0	0.0	0-0	0	0	0	0
10/12	CINCINNATI	0	4	4	0	0.0	0-0	0	0	0	0
10/19	@ Oakland	0	0	0	0	0.0	0-0	0	0	0	0
10/26	KANSAS CITY	1	0	1	0	0.0	0-0	0	0	0	0
11/2	@ Buffalo	0	0	0	0	0.0	0-0	0	0	0	0
11/9	ST. LOUIS	1	0	1	0	0.0	0-0	0	0	0	0
11/13	@ New England	0	1	1	0	0.0	0-0	0	0	0	0
11/23	@ Tennessee	1	0	1	1	0.0	0-0	0	0	0	0
12/2	DENVER	2	0	2	0	0.0	0-0	0	0	0	0
12/9	@ San Francisco	0	1	1	0	0.5	0-0	0	0	1	0
12/17	BUFFALO	3	1	4	1	0.0	0-0	0	0	1	0
12/23	@ Seattle	1	1	2	0	0.0	0-0	0	0	0	0
12/30	MIAMI	0	2	2	0	0.0	0-0	0	0	0	0
<b>TOTALS</b>		<b>12</b>	<b>16</b>	<b>28</b>	<b>2</b>	<b>0.5</b>	<b>0-0</b>	<b>0</b>	<b>0</b>	<b>2</b>	<b>0</b>



# DeVITO'S GAME-BY-GAME STATISTICS

2007

JETS

Date	Opp.	Tkl	Ast	Tot	TFL	Sck	INT	FR	FF	PR	PD
9/9	NEW ENGLAND					Inactive					
9/16	@ Baltimore					Inactive					
9/23	MIAMI					Inactive					
9/30	@ Buffalo					Inactive					
10/7	@ N.Y. Giants					Inactive					
10/14	PHILADELPHIA					Inactive					
10/21	@ Cincinnati					Inactive					
10/28	BUFFALO	0	1	1	0	0.0	0-0	0	0	0	0
11/4	WASHINGTON	1	0	0	0	0.0	0-0	0	0	0	0
11/18	PITTSBURGH	0	1	1	0	0.0	0-0	0	0	0	0
11/22	@ Dallas	0	2	2	0	0.0	0-0	0	0	0	0
12/2	@ Miami					Inactive					
12/9	CLEVELAND					Inactive					
12/16	@ New England	0	2	2	0	0.0	0-0	0	0	0	0
12/23	@ Tennessee	0	2	2	0	0.0	0-0	0	0	0	0
12/30	KANSAS CITY	2	1	3	0	0.0	0-0	0	0	0	0
<b>TOTALS</b>		<b>3</b>	<b>9</b>	<b>11</b>	<b>0</b>	<b>0.0</b>	<b>0-0</b>	<b>0</b>	<b>0</b>	<b>0</b>	<b>0</b>



**LAURENT  
DUVERNAY-TARDIF**  
TACKLE



76

6-5 • 321 • Born: 2/11/91  
 Montreal, Quebec • NFL Exp: R (1st with Chiefs)  
 GP/GS (Playoffs): 0/0 (0/0)

### CAREER:

- Played in 32 games (29 starts) at McGill, including 26 consecutive starts after switching from the defensive line to tackle on the offensive line.
- Became just the second player out of McGill to be selected in the NFL Draft, joining DT Randy Chevrier who was selected in the seventh round (241st overall) by the Jacksonville Jaguars in the 2001 NFL Draft.
- Originally entered the NFL as the second of two sixth-round draft picks (200th overall) by the Kansas City Chiefs in the 2014 NFL Draft.

**TRANSACTIONS:** Originally entered the NFL as the second of two sixth-round draft picks (200th overall) by the Kansas City Chiefs in the 2014 NFL Draft.

**McGILL (2010-13):** Played in 32 games (29 starts) ... Played on the defensive line in 2010 ... Played on both the offensive and defensive lines as a sophomore and junior (2011-12) ... One of only two players selected to represent the CIS (Canadian Interuniversity Sport) at the East-West Shrine Game in 2014 ... Two-time All-Canadian tackle ... CIS Most Outstanding Lineman as a senior.

**2013:** Started all eight games he saw action in at OT ... CIS Most Outstanding Lineman and McGill's Male Athlete of the Year.

**2012:** Started all nine games at tackle ... Often played on both the offensive and defensive lines ... CIS All-Canadian ... Voted McGill's most valuable player.

**2011:** Started all nine games at tackle ... Often played on both the offensive and defensive lines ... McGill's Most Outstanding Lineman.

**2010:** Played in six games (three starts) on the defensive line.

### PERSONAL:

- In his third year of medical school at the time of being drafted.
- Believed to be the first CIS player ever featured in Sports Illustrated (March 2014).
- Earned Academic All-American honors at McGill.
- First language is French.
- Native of St. Hilaire, Quebec and prepped at College Andre-Grasset in Montreal.

### GAMES PLAYED/GAMES STARTED

2010 (6/3), 2011 (9/9), 2012 (9/9), 2013 (8/8)  
— (32/29).



## **ANTHONY FASANO**

**TIGHT END**



# 80

**6-4 • 255 • Born: 4/20/84**  
**Verona, N.J. • NFL Exp: 9 (2nd with Chiefs)**  
**GP/GS (Playoffs): 117/96 (4/3)**  
**Acq: UFA-13 • Notre Dame**

### **PRO CAREER:**

- Ninth-year tight end enters his second campaign with Kansas City in 2014.
- Originally joined the Chiefs as an unrestricted free agent in 2013.
- Has played in 117 games (96 starts), posting 228 receptions for 2,573 yards (11.3 avg.) with 27 touchdowns. Has appeared in three postseason contests (two starts), recording one reception for five yards.
- Plays an integral role in run blocking as well, helping block for four separate 1,000-yard rushers in his career - Julius Jones (Dallas, 2006), Ricky Williams (Miami, 2009), Reggie Bush (Miami, 2011) and Jamaal Charles (Kansas City, 2013).
- Has appeared in four postseason contests (three starts), catching three passes.
- After a five-year career in Miami, ranked third among tight ends in team history in receptions (177), receiving yards (2,104), and tied for second in touchdown receptions (23). Tied with TE Keith Jackson for the single-season lead in touchdown receptions in Miami Dolphins history with seven scores in 2008.
- Originally entered the NFL as a second-round draft pick (53rd overall) of the Dallas Cowboys in 2006.

**TRANSACTIONS:** Signed with Kansas City (3/13/13) ... Traded to Miami along with LB Akin Ayodele in exchange for a 2008 fourth-round draft choice (100th overall, traded to Oakland, used on CB Tyvon Branch) from Dallas (4/26/08) ... Originally entered the NFL as a second-round draft choice (53rd overall) of Dallas in the 2006 NFL Draft.

**KANSAS CITY (2013):** Started nine games at tight end, posting 23 receptions for 200 yards (8.7 avg.) with three touchdowns and was inactive in four contests with an ankle injury and two with a concussion ... Started one postseason game.

**MIAMI (2008-12):** Started all 76 games he appeared in and was inactive in four contests for the Dolphins, recording 177 receptions for 2,104 yards (11.9 avg.) with 23 touchdowns ... Started one postseason contest

**2012:** Started all 16 games, registering a career-high 41 receptions for 332 yards (8.1 avg.) with five touchdowns.

**2011:** Started 15 games and was inactive for

one contest, finishing with 32 receptions for 451 yards (14.1 avg.) with five touchdowns ... Was inactive at New England (12/24) with a head injury sustained at Buffalo (12/18).

**2010:** Started 15 games and was inactive for one game, recording 39 catches for 528 yards (13.5 avg.) with four touchdown receptions, ranking second on the team ... Was inactive at New England (1/2/11) with a knee injury.

**2009:** Started 14 games and was inactive in two contests, totaling 31 receptions for 339 yards (10.9 avg.) with two touchdowns ... Was inactive vs. Tampa Bay (11/15) and at Carolina (11/19) with a hip injury.

**2008:** Started all 16 games, recording 34 catches for 454 yards and a team-high seven touchdown receptions ... Started an AFC Wild Card game vs. Baltimore (1/4/09).

**DALLAS (2006-07):** Played in 32 games (11 starts) for the Cowboys, posting 28 receptions for 269 yards (9.6 avg.) with one touchdown ... Played in two postseason contests, recording one reception for five yards.

**2007:** Played in 16 games (six starts), catching 14 passes for 143 yards (10.2 avg.) with one touchdown ... Started NFC Divisional Playoff game vs. the New York Giants (1/13/08), recording one reception for five yards.

**2006:** Appeared in 16 games (five starts), registering 14 receptions for 126 yards (9.0 avg.) ... Played in a NFC Wild Card game at Seattle (1/6/07).

**COLLEGE:** Played in 34 games (24 starts) in three years at Notre Dame (2003-05), tallying 92 receptions for 1,112 yards (12.9 avg.) and eight touchdowns ... At the time of his departure, he ranked second among tight ends on the school's all-time list for both receptions and receiving yards ... Started all 12 games as a senior in 2005, compiling a career-high 47 receptions and 576 yards (12.3 avg.) with two touchdowns ... Was one of three finalists for the John Mackey Award as college football's top tight end in his senior season ... Played in 11 games (nine starts) as a junior in 2003, recording 27 receptions for 367 yards (13.6 avg.) with four touchdowns ... Appeared in 11 games (three starts) in 2003 as a sophomore, contributing 18 receptions for 169 yards (9.4 avg.) with two touchdowns ... Did not play as a freshman in 2002 ... Graduated with a degree in marketing from Notre Dame.

### PERSONAL:

- Four-year letterman and two-year captain at Verona High School in Verona, N.J., as a tight end and defensive lineman/linebacker.
- Caught 78 passes for 1,460 yards and 23 touchdowns as a senior in 2001, helping guide the school to the state title among Group 1 schools.
- Finished his career with a county record 42 touchdown receptions.
- Also lettered in basketball and was team

captain his final two years.

- Was a two-time all-state selection in track and won the New Jersey Group 1 state championship in the javelin in his first year competing in the event.
- Also played baseball at Verona High School.
- Established the Anthony Fasano Foundation in 2007 to serve underprivileged youth in New Jersey.
- Full name: Anthony Joseph Fasano.

### FASANO'S NFL STATISTICS

Year	Team	G-S	No.	RECEIVING				No.	Yds.	Avg.	LG	TD
				Yds.	Avg.	LG	TD					
2006	Dallas	16-5	14	126	9.0	22	0	0	0	0.0	--	0
2007	Dallas	16-6	14	143	10.2	26t	1	0	0	0.0	--	0
2008	Miami	16-16	34	454	13.4	24	7	0	0	0.0	--	0
2009	Miami	14-14	31	339	10.9	27	2	0	0	0.0	--	0
2010	Miami	15-15	39	528	13.5	31	4	0	0	0.0	--	0
2011	Miami	15-15	32	451	14.1	35t	5	0	0	0.0	--	0
2012	Miami	16-16	41	332	8.1	22	5	0	0	0.0	--	0
2013	Kansas City	9-9	23	200	8.7	20	3	0	0	0.0	--	0
Totals		117-96	228	2,573	11.3	35t	27	0	0	0.0	--	0

### POSTSEASON

Year	Team	G-S	No.	RECEIVING				No.	Yds.	Avg.	LG	TD
				Yds.	Avg.	LG	TD					
2006	Dallas	1-0	0	0	0.0	--	0	0	0	0.0	--	0
2007	Dallas	1-1	1	5	5.0	5	0	0	0	0.0	--	0
2008	Miami	1-1	0	0	0.0	--	0	0	0	0.0	--	0
2013	Kansas City	1-1	2	6	3.0	5	0	0	0	0.0	--	0
Totals		4-3	3	11	3.7	5	0	0	0	0.0	--	0

### SINGLE-GAME CAREER HIGHS

**Receptions:** 8 vs. New York Jets (9/7/08)

**Receiving Yards:** 107 vs. Tennessee (11/14/10)

**Long Reception:** 35t at Kansas City (11/6/11)

**Touchdowns:** 2, twice, last at Kansas City (11/6/11)



# FASANO'S GAME-BY-GAME STATISTICS

## 2013

### CHIEFS

Date	Opp.	RECEIVING					RUSHING				
		No.	Yds.	Avg.	LG	TD	No.	Yds.	Avg.	LG	TD
9/8	@ Jacksonville	2	8	4.0	4	0	0	0	0.0	--	0
9/15	DALLAS	2	26	13.0	14	0	0	0	0.0	--	0
9/19	@ Philadelphia										
9/29	N.Y. GIANTS										
10/6	@ Tennessee										
10/13	OAKLAND										
10/20	HOUSTON	4	27	6.8	11	0	0	0	0.0	--	0
10/27	CLEVELAND	2	14	7.0	8	0	0	0	0.0	--	0
11/3	@ Buffalo	1	20	20.0	20	0	0	0	0.0	--	0
11/17	@ Denver	4	37	9.3	12	1	0	0	0.0	--	0
11/24	SAN DIEGO	4	21	5.3	16	1	0	0	0.0	--	0
12/1	DENVER	3	28	9.3	12	1	0	0	0.0	--	0
12/8	@ Washington										
12/15	@ Oakland										
12/22	INDIANAPOLIS	1	19	19.0	19	0	0	0	0.0	--	
12/29	@ San Diego										
<b>TOTALS</b>		<b>23</b>	<b>200</b>	<b>8.7</b>	<b>20</b>	<b>3</b>	<b>0</b>	<b>0</b>	<b>0.0</b>	<b>--</b>	<b>0</b>
1/4/14	@ Indianapolis	2	6	3.0	5	0	0	0	0.0	--	0
<b>PLAYOFF TOTALS</b>		<b>2</b>	<b>6</b>	<b>3.0</b>	<b>5</b>	<b>0</b>	<b>0</b>	<b>0</b>	<b>0.0</b>	<b>--</b>	<b>0</b>

## 2012

### MIAMI

Date	Opp.	RECEIVING					RUSHING				
		No.	Yds.	Avg.	LG	TD	No.	Yds.	Avg.	LG	TD
9/9	@ Houston	3	19	6.3	12	0	0	0	0.0	--	0
9/16	OAKLAND	2	19	9.5	14t	1	0	0	0.0	--	0
9/23	N.Y. JETS	5	47	9.4	17	0	0	0	0.0	--	0
9/30	@ Arizona	5	30	6.0	8	0	0	0	0.0	--	0
10/7	@ Cincinnati	3	28	9.3	13	0	0	0	0.0	--	0
10/14	ST. LOUIS	4	33	8.3	13	1	0	0	0.0	--	0
10/28	@ N.Y. Jets	1	4	4.0	4t	1	0	0	0.0	--	0
11/4	@ Indianapolis	1	8	8.0	8	0	0	0	0.0	--	0
11/11	TENNESSEE	1	4	4.0	4	0	0	0	0.0	--	0
11/15	@ Buffalo	1	8	8.0	8	0	0	0	0.0	--	0
11/25	SEATTLE	1	10	10.0	10	0	0	0	0.0	--	0
12/2	NEW ENGLAND	1	14	14.0	14	0	0	0	0.0	--	0
12/9	@ San Francisco	2	9	4.5	6	1	0	0	0.0	--	0
12/16	JACKSONVILLE	6	56	9.3	22	1	0	0	0.0	--	0
12/23	BUFFALO	2	12	6.0	7	0	0	0	0.0	--	0
12/30	@ New England	3	31	10.3	13	0	0	0	0.0	--	0
<b>TOTALS</b>		<b>41</b>	<b>332</b>	<b>8.1</b>	<b>22</b>	<b>5</b>	<b>0</b>	<b>0</b>	<b>0.0</b>	<b>--</b>	<b>0</b>

## 2011

### MIAMI

Date	Opp.	RECEIVING					RUSHING				
		No.	Yds.	Avg.	LG	TD	No.	Yds.	Avg.	LG	TD
9/12	NEW ENGLAND	5	82	16.4	25	0	0	0	0.0	--	0
9/18	HOUSTON	0	0	0.0	-	0	0	0	0.0	--	0
9/25	@ Cleveland	1	26	26.0	26	0	0	0	0.0	--	0
10/2	@ San Diego	1	9	9.0	9	0	0	0	0.0	--	0
10/17	@ N.Y. Jets	1	13	13.0	13	0	0	0	0.0	--	0
10/23	DENVER	2	22	11.0	16t	1	0	0	0.0	--	0
10/30	@N.Y. Giants	0	0	0.0	-	0	0	0	0.0	--	0
11/6	@ Kansas City	2	38	19.0	35t	2	0	0	0.0	--	0
11/13	WASHINGTON	3	60	20.0	28	0	0	0	0.0	--	0
11/20	BUFFALO	2	8	4.0	7	1	0	0	0.0	--	0
11/24	@ Dallas	2	32	16.0	19	0	0	0	0.0	--	0
12/4	OAKLAND	4	66	16.5	26	0	0	0	0.0	--	0
12/11	PHILADELPHIA	3	56	18.7	25	0	0	0	0.0	--	0
12/18	@ Buffalo	2	28	14.0	22t	1	0	0	0.0	--	0
12/24	@ New England										
1/1/11	N.Y. JETS	4	11	2.8	4	0	0	0	0.0	--	0
<b>TOTALS</b>		<b>32</b>	<b>451</b>	<b>14.1</b>	<b>35t</b>	<b>5</b>	<b>0</b>	<b>0</b>	<b>0.0</b>	<b>--</b>	<b>0</b>

# FASANO'S GAME-BY-GAME STATISTICS

## 2010

### MIAMI

Date	Opp.	RECEIVING					RUSHING				
		No.	Yds.	Avg.	LG	TD	No.	Yds.	Avg.	LG	TD
9/12	@ Buffalo	3	46	15.3	21	0	0	0	0.0	--	0
9/19	@ Minnesota	0	0	0.0	-	0	0	0	0.0	--	0
9/26	N.Y. JETS	2	14	7.0	11	1	0	0	0.0	--	0
10/4	NEW ENGLAND	5	67	13.4	21	0	0	0	0.0	--	0
10/17	@ Green Bay	1	22	22.0	22t	1	0	0	0.0	--	0
10/24	PITTSBURGH	3	49	16.3	22	0	0	0	0.0	--	0
10/31	@ Cincinnati	3	36	12.0	15	0	0	0	0.0	--	0
11/7	@ Baltimore	3	26	8.7	11	0	0	0	0.0	--	0
11/14	TENNESSEE	5	107	21.4	31	1	0	0	0.0	--	0
11/18	CHICAGO	1	16	16.0	16	0	0	0	0.0	--	0
11/28	@ Oakland	2	10	5.0	6	0	0	0	0.0	--	0
12/5	CLEVELAND	4	41	10.3	14	1	0	0	0.0	--	0
12/12	@ N.Y. Jets	2	33	16.5	28	0	0	0	0.0	--	0
12/19	BUFFALO	3	30	10.0	16	0	0	0	0.0	--	0
12/26	DETROIT	2	31	15.5	20	0	0	0	0.0	--	0
1/2/11	@ New England					0	0	0	0.0	--	0
<b>TOTALS</b>		<b>39</b>	<b>528</b>	<b>13.5</b>	<b>31</b>	<b>4</b>	<b>0</b>	<b>0</b>	<b>0.0</b>	<b>--</b>	<b>0</b>

## 2009

### MIAMI

Date	Opp.	RECEIVING					RUSHING				
		No.	Yds.	Avg.	LG	TD	No.	Yds.	Avg.	LG	TD
9/13	@ Atlanta	2	10	5.0	10	0	0	0	0.0	--	0
9/21	INDIANAPOLIS	1	1	1.0	1	0	0	0	0.0	--	0
9/27	@ San Diego	0	0	0.0	-	0	0	0	0.0	--	0
10/4	BUFFALO	1	7	7.0	7	0	0	0	0.0	--	0
10/12	N.Y. JETS	4	38	9.5	21	1	0	0	0.0	--	0
10/25	NEW ORLEANS	3	21	7.0	14	0	0	0	0.0	--	0
11/1	@ N.Y. Jets	2	16	8.0	10	0	0	0	0.0	--	0
11/8	@ New England	1	20	20.0	20	0	0	0	0.0	--	0
11/15	TAMPA BAY					Inactive/Hip					
11/19	@ Carolina					Inactive/Hip					
11/29	@ Buffalo	5	74	14.8	18	0	0	0	0.0	--	0
12/6	NEW ENGLAND	5	67	13.4	19	0	0	0	0.0	--	0
12/13	@ Jacksonville	0	0	0.0	-	0	0	0	0.0	--	0
12/20	@ Tennessee	4	36	9.0	18	1	0	0	0.0	--	0
12/27	HOUSTON	1	8	8.0	8	0	0	0	0.0	--	0
1/3/10	PITTSBURGH	2	41	20.5	27	0	0	0	0.0	--	0
<b>TOTALS</b>		<b>31</b>	<b>339</b>	<b>10.9</b>	<b>27</b>	<b>2</b>	<b>0</b>	<b>0</b>	<b>0.0</b>	<b>--</b>	<b>0</b>

## 2008

### MIAMI

Date	Opp.	RECEIVING					RUSHING				
		No.	Yds.	Avg.	LG	TD	No.	Yds.	Avg.	LG	TD
9/7	N.Y. JETS	8	84	10.5	17	1	0	0	0.0	--	0
9/14	@ Arizona	0	0	0.0	-	0	0	0	0.0	--	0
9/21	@ New England	3	66	22.0	24	1	0	0	0.0	--	0
10/5	SAN DIEGO	3	47	15.7	20	0	0	0	0.0	--	0
10/12	@ Houston	1	12	12.0	12	0	0	0	0.0	--	0
10/19	BALTIMORE	2	25	12.5	16	0	0	0	0.0	--	0
10/26	BUFFALO	2	17	8.5	15	1	0	0	0.0	--	0
11/2	@ Denver	2	37	18.5	24	0	0	0	0.0	--	0
11/9	SEATTLE	1	17	17.0	17	0	0	0	0.0	--	0
11/16	OAKLAND	0	0	0.0	-	0	0	0	0.0	--	0
11/23	NEW ENGLAND	0	0	0.0	-	0	0	0	0.0	--	0
11/30	@ St. Louis	1	7	7.0	7	0	0	0	0.0	--	0
12/7	@ Buffalo	3	36	12.0	20t	1	0	0	0.0	--	0
12/14	SAN FRANCISCO	2	20	10.0	12	0	0	0	0.0	--	0
12/21	@ Kansas City	3	47	15.7	19	2	0	0	0.0	--	0
12/28	@ N.Y. Jets	3	39	13.0	20t	1	0	0	0.0	--	0
<b>TOTALS</b>		<b>34</b>	<b>454</b>	<b>13.4</b>	<b>24</b>	<b>7</b>	<b>0</b>	<b>0</b>	<b>0.0</b>	<b>--</b>	<b>0</b>

1/4/09 BALTIMORE

**PLAYOFF TOTALS**      **0**      **0**      **0.0**      **-**      **0**      **0**      **0**      **0.0**      **--**      **0**

# FASANO'S GAME-BY-GAME STATISTICS

**2007**

**DALLAS**

Date	Opp.	RECEIVING					RUSHING				
		No.	Yds.	Avg.	LG	TD	No.	Yds.	Avg.	LG	TD
9/9	N.Y. GIANTS	0	0	0.0	-	0	0	0	0.0	--	0
9/16	@ Miami	1	12	12.0	12	0	0	0	0.0	--	0
9/23	@ Chicago	1	3	3.0	3	0	0	0	0.0	--	0
9/30	ST. LOUIS	1	14	14.0	14	0	0	0	0.0	--	0
10/8	@ Buffalo	1	2	2.0	2	0	0	0	0.0	--	0
10/14	NEW ENGLAND	1	26	26.0	26	0	0	0	0.0	--	0
10/21	MINNESOTA	2	14	7.0	10	0	0	0	0.0	--	0
11/4	@ Philadelphia	0	0	0.0	-	0	0	0	0.0	--	0
11/11	@ N.Y. Giants	1	9	9.0	9	0	0	0	0.0	--	0
11/18	WASHINGTON	0	0	0.0	-	0	0	0	0.0	--	0
11/22	N.Y. JETS	0	0	0.0	-	0	0	0	0.0	--	0
11/29	GREEN BAY	1	26	26.0	26t	1	0	0	0.0	--	0
12/9	@ Detroit	0	0	0.0	-	0	0	0	0.0	--	0
12/16	PHILADELPHIA	1	10	10.0	10	0	0	0	0.0	--	0
12/22	@ Carolina	1	12	12.0	12	0	0	0	0.0	--	0
12/30	@ Washington	3	15	5.0	9	0	0	0	0.0	--	0
<b>TOTALS</b>		<b>14</b>	<b>143</b>	<b>10.2</b>	<b>26t</b>	<b>1</b>	<b>0</b>	<b>0</b>	<b>0.0</b>	<b>--</b>	<b>0</b>
1/13/08	N.Y. GIANTS	1	5	5.0	-	5	0	0	0.0	--	0
<b>PLAYOFF TOTALS</b>		<b>1</b>	<b>5</b>	<b>5.0</b>	<b>-</b>	<b>5</b>	<b>0</b>	<b>0</b>	<b>0.0</b>	<b>--</b>	<b>0</b>

**2006**

**DALLAS**

Date	Opp.	RECEIVING					RUSHING				
		No.	Yds.	Avg.	LG	TD	No.	Yds.	Avg.	LG	TD
9/10	@ Jacksonville	0	0	0.0	-	0	0	0	0.0	--	0
9/17	WASHINGTON	3	39	13.0	14	0	0	0	0.0	--	0
10/1	@ Tennessee	0	0	0.0	-	0	0	0	0.0	--	0
10/8	@ Philadelphia	0	0	0.0	-	0	0	0	0.0	--	0
10/15	HOUSTON	0	0	0.0	-	0	0	0	0.0	--	0
10/23	N.Y. GIANTS	2	16	8.0	9	0	0	0	0.0	--	0
10/29	@ Carolina	3	11	3.7	5	0	0	0	0.0	--	0
11/5	@ Washington	2	16	8.0	11	0	0	0	0.0	--	0
11/12	@ Arizona	0	0	0.0	-	0	0	0	0.0	--	0
11/19	INDIANAPOLIS	1	22	22.0	22	0	0	0	0.0	--	0
11/23	TAMPA BAY	1	9	9.0	9	0	0	0	0.0	--	0
12/3	@ N.Y. Giants	0	0	0.0	-	0	0	0	0.0	--	0
12/10	NEW ORLEANS	0	0	0.0	-	0	0	0	0.0	--	0
12/16	@ Atlanta	0	0	0.0	-	0	0	0	0.0	--	0
12/25	PHILADELPHIA	2	13	6.5	7	0	0	0	0.0	--	0
12/31	DETROIT	0	0	0.0	-	0	0	0	0.0	--	0
<b>TOTALS</b>		<b>14</b>	<b>126</b>	<b>14.1</b>	<b>22</b>	<b>0</b>	<b>0</b>	<b>0</b>	<b>0.0</b>	<b>--</b>	<b>0</b>
1/6/07	@ Seattle	0	0	0.0	-	0	0	0	0.0	--	0
<b>PLAYOFF TOTALS</b>		<b>0</b>	<b>0</b>	<b>0.0</b>	<b>-</b>	<b>0</b>	<b>0</b>	<b>0</b>	<b>0.0</b>	<b>--</b>	<b>0</b>

	<b>ERIC FISHER</b> <b>TACKLE</b>	 <b>72</b>
	<b>6-7 • 315 • Born: 1/5/91</b> <b>Rochester, Mich. • NFL Exp: 2 (2nd with Chiefs)</b> <b>GP/GS (Playoffs): 14/13 (0/0)</b> <b>Acq: D1-13 • Central Michigan</b>	

### PRO CAREER:

- Offensive tackle enters his second season with the Chiefs in 2014.
- Joined the Chiefs as the club's first-round draft choice (first overall) in the 2013 NFL Draft.
- Was the first of five offensive tackles taken in the first round of the 2013 NFL Draft and the first of nine offensive linemen taken in the first round.
- Became the third player in team history to join the Chiefs from Central Michigan University, joining LB Frank Zombo (2013) and S Steve Bograkos (1976). He is the first Chippewa player to be drafted by Kansas City.
- Fisher is the second player the team has ever drafted with the first overall selection in either the AFL or NFL Draft. The Chiefs drafted Pro Football Hall of Fame DT Buck Buchanan out of Grambling State University with the first overall selection in the 1963 AFL Draft.
- With the selection of Fisher, it marked the fourth time an offensive lineman has been chosen first overall since the advent of the common draft in 1967. The other three offensive linemen to have been chosen No. 1 during that span were also tackles - Pro Football Hall of Famer Ron Yary (1968), Orlando Pace (1997) and Jake Long (2008).
- Became the second player in Central Michigan history to be drafted in the first round, joining San Francisco 49ers Pro Bowl T Joe Staley (No. 28, 2007).
- First No. 1 overall selection from the MAC in conference history. The previous highest player drafted from the MAC was QB Byron Leftwich from Marshall at No. 7 overall in the 2003 NFL Draft to the Jacksonville Jaguars.
- Started his first NFL game at right tackle at Jacksonville (9/8/13).

**TRANSACTIONS:** Signed with Kansas City (7/26/13) ... Originally entered the NFL as the first overall selection in the 2013 with the Kansas City Chiefs.

**KANSAS CITY (2013):** Played in 14 contests (13 starts) at right tackle and was inactive in two contests — one with a head injury and

one with a shoulder injury ... Was inactive for one postseason game with a groin injury.

**COLLEGE:** Played in 42 games (32 starts) at Central Michigan ... Started 26 at left offensive tackle, four at right tackle and two at right guard ... As a starter, he registered 341 knockdowns/key blocks, as he also produced 45 touchdown resulting blocks ... Started all 13 games at left offensive tackles as a senior in 2012 and was named the Chippewas' Offensive Upfront Player of the Year for the second-straight season ... With him leading the charge, the offensive line allowed just 15 sacks (-101.0 yards) and helped amass 5,122 yards in total offense, their best figure since the 2007 squad set the school record with 6,258 yards ... Started 10 games at left tackle as a junior in 2011 and was named Central Michigan's Offensive Upfront Player of the Year ... Appeared in 11 games (nine starts) as a sophomore in 2010 ... Appeared in eight games (two starts) as a true freshman.


### PERSONAL:

- Attended Stoney Creek High School in Rochester Hills, Mich.
- Lettered three years in both football and basketball.
- Started playing left tackle his senior year of high school.
- Two-time all-area and all-league choice earned a berth on the Detroit Free Press "Fab 50" squad in 2008 and garnered All-State honorable mention accolades from the Detroit Free Press, Detroit News and Associated Press.
- Led the gridiron team to the 2006 and 2007 OAA Blue Championships, as he was tabbed first-team all-league, all-north and All-Detroit Metro.
- The All-Oakland County Dream Team member closed out his career after being selected to play in the Michigan High School Football Coaches Association all-star game.

### GAMES PLAYED/GAMES STARTED


2013 (14/13) — 14/13. **PLAYOFFS:** 2013 (0/0) — 0/0.





DEE  
FORD

LINEBACKER



55

6-2 • 252 • Born: 3/19/91  
 Odenville, Ala. • NFL Exp: R (1st with Chiefs)  
 GP/GS (Playoffs): 0/0 (0/0)  
 Acq: D1-14 • Auburn

### CAREER:

- Played defensive rush end/outside linebacker at Auburn.
- Drafted by the Chiefs with the 23rd overall pick in the first round of the 2014 NFL Draft.
- Played in 52 games (20 starts) at Auburn, recording 93 tackles (59 solo), 20.5 sacks (-163 yards), 27.5 tackles for loss (-263 yards) and 30 QB pressures ... Also forced three fumbles, had two pass breakups and one interception.

**TRANSACTIONS:** Originally entered the NFL as the Chiefs first-round pick (23rd overall) in the 2014 NFL Draft.

**AUBURN (2009-13):** Played in 52 games (20 starts) at Auburn, recording 93 tackles (59 solo), 20.5 sacks (-163 yards), 27.5 tackles for losses (-263 yards) and 30 quarterback pressures ... Also forced three fumbles, deflected two passes and intercepted another and blocked one kick ... Among active NCAA Football Bowl Subdivision players, Ford closed out his career ranked fifth in tackle-for-loss yardage (263) ... Also tied for 17th with 20.5 sacks and his 163 sack yards tied for ninth in the NCAA.

**2013:** Ford earned first-team All-SEC honors as he appeared in 12 games (11 starts) ... Recorded 29 tackles (18 solo) and led the SEC and ranked 10th in the nation with 10.5 sacks (-96 yards), becoming just the eighth player in Auburn football history to record at least 10.0 sacks in a single season ... Registered 17 quarterback pressures and made 14.5 tackles for loss (-101 yards) ... Also deflected one pass and caused two fumbles ... Missed the Tigers' first two games vs. Washington State and Arkansas State after suffering a left knee sprain in preseason camp...

Had 1.0 sack and three tackles in the SEC championship game vs. Missouri ... Closed out his collegiate career with a pair of sacks (-15 yards) vs. Florida State in BCS title game.

**2012:** Played in 11 games (eight starts) after beginning the season as a reserve defensive end and taking over the left side to start the final eight games ... Registered a career-high 34 tackles (23 solo) while leading the Tigers with 6.0 sacks (-38 yards) ... Produced 6.5 tackles for loss (-39 yards) and eight quarterback pressures ... Forced one fumble and deflected a pass.

**2011:** Saw action in three contests as a reserve left defensive end and finished with seven tackles (six solo), 1.0 sack (-3 yards), two stops behind the line of scrimmage and four QB pressures ... His season was cut short due to a back injury.

**2010:** Appeared in 13 games (one start) ... Was listed second on the depth chart at left end, but earned his first career start vs. Louisiana-Monroe on the right side ... Recorded 11 tackles (seven solo) with 2.0 sacks (-16 yards), four quarterback pressures and a three-yard interception return.

**2009:** Played in 13 games while listed third on the depth chart at left end ... Logged 12 tackles (five solo), including a 10-yard sack.

### PERSONAL:

- Attended St. Clair County High School in Odenville, Ala., where he played football.
- As a senior, he recorded 90 tackles, including 38 for loss and 18.0 sacks, an interception and three pass breakups, earning him a Class 4A All-State team selection by the Alabama Sports Writers Association.
- Majored in public administration at Auburn.

### FORD'S COLLEGE STATISTICS

Year	Team	G-S	TACKLES			SACKS		INTS			FUMBLES			QB Press.
			Solos	Asst.	Total	No.	Yds.	No.	Yds.	PDs	FF	FR	Yds.	
2009	Auburn	13-0	5	7	12	1.0	10.0	1	3	0	0	0	0	7
2010	Auburn	13-1	7	4	11	2.0	16.0	0	0	0	0	0	0	4
2011	Auburn	3-0	6	1	7	1.0	3.0	0	0	0	0	0	0	4
2012	Auburn	11-8	23	11	34	6.0	38.0	0	0	1	1	0	0	8
2013	Auburn	12-11	18	11	29	10.5	96.0	0	0	1	2	0	0	17
<b>Totals</b>		<b>52-20</b>	<b>59</b>	<b>34</b>	<b>93</b>	<b>20.5</b>	<b>163.0</b>	<b>1</b>	<b>3</b>	<b>2</b>	<b>3</b>	<b>0</b>	<b>0</b>	<b>40</b>

**Additional Stats:** Blocked one kick in 2009.



**ZACH FULTON**  
OFFENSIVE LINEMAN



73

6-5 • 316 • Born: 9/23/91  
Homewood, Ill. • NFL Exp: R (1st with Chiefs)  
GP/GS (Playoffs): 0/0 (0/0)  
Acq: D6-14 • Tennessee

#### CAREER:

- Rookie offensive lineman enters his first season with Kansas City after playing four years at guard at Tennessee.
- Drafted by the Chiefs with the 193rd overall pick in the sixth round of the 2014 NFL Draft.
- Played in 47 games (40 starts) at Tennessee where he was a college teammate of Chiefs QB Tyler Bray.

**TRANSACTIONS:** Originally entered the NFL as the Chiefs sixth-round pick (193rd overall) in the 2014 NFL Draft.

**TENNESSEE (2010-13):** Played in 47 games (40 starts) at Tennessee at guard ... Started 40 of last 42 games dating back to 2010 at right guard ... Honored with SEC Offensive Lineman of the Week (Sept. 3, 2012).

**2013:** Started in all 12 games as right guard, his third year in a row as a full-time starter at right guard.

**2012:** Started in all 11 games at right guard ... Earned SEC Offensive Lineman of the Week (Sept. 3). In his eleven games of 2012, Vols only allowed four sacks.

**2011:** Started in all 12 games at right guard ... Helped offense to two games with 500-plus yards ... Helped Vols to allow just 18 sacks (1.5 per game), third-fewest in the SEC.


**2010:** Played in 12 games (five starts) at right guard ... Part of an offensive line that allowed zero sacks at Memphis ... Helped RB Tauren Poole tie the SEC lead with six 100-yard rushing games.

#### PERSONAL:


- Selected to PrepStar Magazine's All-Region team out of high school.
- Named All-Conference as a senior at Homewood-Flossmoor High School.
- Younger brother of current Saskatchewan Roughriders (CFL) lineman Xavier Fulton, who played with current Chiefs WR Weston Dressler in Saskatchewan from 2012-13

#### GAMES PLAYED/GAMES STARTED

2013 (12/12), 2012 (11/11), 2011 (12/12), 2010 (12/5) — 47/40.



**THOMAS GAFFORD**  
LONG SNAPPER



43

6-2 • 250 • Born: 1/29/83  
Friendswood, Texas • NFL Exp: 7 (7th with Chiefs)  
GP/GS (Playoffs): 89/0 (2/0)  
Acq: FA-13 • Houston

### PRO CAREER:

- Long snapper has spent seven seasons with the Chiefs .
- Previously spent time in training camp with Green Bay, Seattle and Chicago prior to arriving to Kansas City.
- Has appeared in 89 career games with 18 special teams tackles and one fumble recovery on punt coverage.
- Has played in two career postseason contests, serving as the club's longsnapper.

**TRANSACTIONS:** Signed with Kansas City (3/20/13) ... Signed with Kansas City (8/13/09) ... Released by Kansas City (6/19/09) ... Signed with Kansas City (10/29/08) ... Released by Chicago (8/31/08) ... Signed with Chicago (8/19/08) ... Released by Green Bay (8/4/08) ... Signed with Green Bay (3/5/08) ... Released by Seattle (6/20/07) ... Signed with Seattle (1/17/07) ... Released by Green Bay (8/29/06) ... Signed with Green Bay (1/5/06).

**2013:** Played in 16 games as the club's long snapper, posting three special teams stops (two solo) ... Appeared in the club's AFC Wild Card Game at Indianapolis (1/4/14) and the longsnapper.

**2012:** Played in 16 games as the team's long snapper, recording one special teams tackle.

**2011:** Appeared in 16 games as the team's long snapper ... Had four special teams stops.

**2010:** Played in 16 games as the club's long snapper ... Had six special teams tackles and one fumble recovery ... Recovered a fumble on punt coverage vs. Jacksonville (10/24).

**2009:** Served as the club's long snapper in

16 games ... Had four special teams tackles.

**2008:** Appeared in nine contests as the club's long snapper ... Was signed on Oct. 29 ... Made his NFL debut vs. Tampa Bay (11/2).

**COLLEGE:** A four-year letterman at Houston, played in 47 games as the Cougars long snapper ... Saw duty in all 11 games as a senior in 2004, recording two special teams tackles ... Appeared in 13 contests as a junior in 2003, producing nine special teams tackles and one forced fumble ... Saw action in 12 games as a sophomore in 2002, notching five special teams tackles and a fumble recovery ... Played in all 11 games as a true freshman in 2001 ... Majored in Sports Administration.

### PERSONAL:

- Earned three varsity letters in football and one in baseball at Clear Brook High School in Friendswood, Texas.
- Played wide receiver, quarterback, tight end and strong safety as a prep.
- Named the team MVP and the Receiver of the Year as a senior.
- Has helped out with tornado relief efforts in Iowa and hurricane relief efforts in Louisiana.
- Serves as a youth minister at Sagemont Church in Houston, Texas.
- Married; Wife, Jennifer, and has twin daughters.



### GAMES PLAYED/GAMES STARTED

2008 (9/0), 2009 (16/0), 2010 (16/0), 2011 (16/0), 2012 (16/0), 2013 (16/0) — 16/0.

**PLAYOFFS:** 2010 (1/0), 2013 (1/0) — 2/0.



**PHILLIP  
GAINES**  
 CORNERBACK

6-0 • 193 • Born: 4/4/91  
 Converse, Texas • NFL Exp: R (1st with Chiefs)  
 GP/GS (Playoffs): 0/0 (0/0)  
 Acq: D3-14 • Rice

### CAREER:

- Drafted by the Chiefs with the 87th overall pick in the third round of the 2014 NFL Draft.
- Became the seventh player from Rice University drafted by the Chiefs and is the first since DT Cornelius Walker was drafted in the third round (59th overall) of the 1975 NFL Draft.
- Was a two-time All-Conference USA selection and set a school career record by breaking up 38 passes in his career.

**TRANSACTIONS:** Originally entered the NFL as the Chiefs third-round pick (87th overall) in the 2014 NFL Draft.

**RICE (2009-13):** Played in 52 games (40 starts) at Rice, recording 175 tackles (134 solo), 2.0 sacks (-25 yards), three fumble recoveries, one forced fumble, four interceptions returned for two yards, 11 tackles for loss and 38 pass breakups ... Two-time All-CUSA selection ... His 38 pass breakups marked a school career record.

**2013:** Played in 13 games (12 starts) his final season at Rice ... Earned first-team, All-CUSA honors from league coaches for the second consecutive year ... Played in the 2014 East-West Shrine Game ... Led the team with four interceptions and was second with nine PBUs.

**2012:** Started all 13 games and was the only junior selected to be a team captain ... Returned to his role as the Owls' leader in the defensive backfield after missing most of 2011 with an injury ... Consensus All-CUSA selection and a member of Dave Campbell's Texas Football's postseason

All-Texas College team who led CUSA and was second nationally with 18 pass breakups ... Led the conference and was tied for eighth nationally with 1.50 passes defended per game.

**2011:** Started all five games end and finished with 11 tackles (eight solo), 1.0 sack (14 yards), two stops behind the line of scrimmage and two pass breakups ... His season was cut short due to a back injury.

**2010:** Won Rice's Jess Neely Defensive Award for defensive backs after placing third on the team with 64 tackles ... Broke up six passes, including one in each of the last four games... Scored his first career touchdown, recovering a fumbled punt return in the end zone vs. SMU.

**2009:** Played in nine games (five starts) ... Had 31 tackles (28 solo), including one behind the line of scrimmage and three pass breakups.

### PERSONAL:




- Was a two-year letterman at Converse Judson High School, where he registered 110 tackles and four interceptions during his two seasons.
- Blocked five kicks on special teams as a senior.
- Played in the Region III final at Rice Stadium as a junior as Judson advanced to the state title game.
- Ranked as one of the top 110 hurdlers in the state as a senior.
- Ran a leg on Judson's 4x100m relay that finished third at the state track meet as a junior.
- Member of the National Honor Society.
- Majored in economics.

### GAINES' COLLEGE STATISTICS

Year	Team	G-S	TACKLES			SACKS		INTS			FUMBLES		
			Solos	Asst.	Total	No.	Yds.	No.	Yds.	PDs	FF	FR	Yds.
2009	Rice	9-5	28	3	31	0.0	0.0	0	0	3	0	0	0
2010	Rice	12-5	51	13	64	1.0	11.0	0	0	6	1	1	0
2011	Rice	5-5	8	3	11	1.0	14.0	0	0	2	0	0	0
2012	Rice	13-13	23	10	33	0.0	0.0	0	0	18	0	1	0
2013	Rice	13-12	24	12	36	0.0	0.0	4	2	9	0	1	0
<b>Totals</b>		<b>52-40</b>	<b>134</b>	<b>41</b>	<b>175</b>	<b>2.0</b>	<b>25.0</b>	<b>4</b>	<b>2</b>	<b>38</b>	<b>1</b>	<b>3</b>	<b>0</b>

**Additional Stats:** Recovered a fumbled punt in the end zone for a TD in 2009.



	<div style="text-align: center;">   </div> <p><b>CYRUS GRAY</b> RUNNING BACK</p> <p>5-10 • 206 • Born: 11/18/89 DeSoto, Texas • NFL Exp: 3 (3rd with Chiefs) GP/GS (Playoffs): 26/0 (1/0) Acq: D6-12 • Texas A&amp;M</p>
---	---

### PRO CAREER:

- Third-year running back joined Kansas City as its sixth-round selection (182nd overall) in the 2012 NFL Draft.
- Has appeared in 26 games, mostly as a core special teams player.
- Has seen action in one postseason contest.
- Has also served as the team's Wildcat quarterback.
- Saw his initial NFL action on special teams at New Orleans (9/23/12).

**TRANSACTIONS:** Signed with Kansas City (5/11/12) ... Originally entered the NFL as the Chiefs sixth-round pick (182nd overall) of the 2012 NFL Draft.

**2013:** Appeared in 16 games on special teams and 12 games on offense, recording nine carries for 24 yards (2.7 avg.), seven receptions for 46 yards (6.6 avg.), five special teams tackles (four solo) and one special teams fumble recovery ... Appeared as a reserve running and on special teams in one postseason contest.

**2012:** Played in 10 games on special teams and four on offense, recording seven rushes for 44 yards (6.3 avg.), two receptions for 18 yards and three special teams tackles ... Was inactive for six contests.

**COLLEGE:** Played in 11 games (five starts) as a senior in 2011 ... Led the team in rushing with 1,045 yards on 198 carries (5.3 avg.) with 12 TDs ... Finished fourth on the squad with 31 receptions for 239 yards (7.7 avg.) and three TDs ... Named second-team All-Big 12 Conference, ranking fourth in the league with an average of 127.3 all-purpose yards per game, and fourth with a rushing average of 95.0 yards per contest ... Played in 13 games (seven starts) as a junior in 2010, earning All-Big 12 Conference honorable mention accolades and led the team with 200 carries for 1,133 yards (5.7 avg.) with 12 scores ... Had a career-high 34 receptions for 251 yards (7.4 avg.) and a TD... Completed his first collegiate pass attempt for a

14-yard touchdown vs. LSU in the Cotton Bowl ... Ranked fifth in the league with a 24.8-yard average on 17 kickoff returns totaling 422 yards ... Recorded two solo tackles ... Played in 13 games (nine starts) as a sophomore in 2009 ... Finished second on the team with 757 yards and five touchdowns on 159 carries (4.8 avg.) ... Snagged 28 passes for 226 yards (8.1 avg.) and two scores ... Logged 642 kickoff return yards on 27 carries (23.8 avg.) including a 99-yard touchdown return ... Helped the team rank fifth in the nation in total offense (465.8 avg.), as he piled up 1,625 all-purpose yards (125.0 avg.) ... Received All-Big 12 Conference honorable mention honors Appeared in 12 games (eight starts) as a freshman in 2008, earning second-team All-Big 12 Conference honors from the San Antonio Express-News ... Played running back, slot receiver and quarterback ... Carried the ball 75 times for 363 yards (4.8 avg.) and had 10 receptions for 60 yards (6.0 avg.) ... Set a Texas A&M record with 1,169 kickoff return yards on 49 attempts (23.9 avg.), including a 98-yard return for a touchdown ... Led the team and set a school freshman record with 1,592 all-purpose yards ... Majored in Agriculture Leadership and Development.

### PERSONAL:

- Prepped at DeSoto (Texas) High School, earning honorable mention Class 5A All-State quarterback by the Associated Press and the Texas Sports Writer's Association in 2007, rushing for 1,975 yards and 28 touchdowns.
- Named to The Dallas Morning News first-team all-area unit.
- Member of Dave Campbell's Texas Football Super Team.
- Named to the Texas Sports Writer's Association All-State second team as a kick returner and third team as a running back in 2006.
- Ran for 1,482 yards and 31 touchdowns while also hauling in 38 passes for 436 yards and two more scores as a junior.

### GRAY'S NFL STATISTICS

Year	Team	G-S	RUSHING					RECEIVING				
			No.	Yds.	Avg.	LG	TD	No.	Yds.	Avg.	LG	TD
2012	Kansas City	10-0	7	44	6.3	15	0	2	18	9.0	12	0
2013	Kansas City	16-0	9	24	2.7	9	0	7	46	6.6	18	0
<b>Totals</b>		<b>26-0</b>	<b>16</b>	<b>68</b>	<b>4.3</b>	<b>15</b>	<b>0</b>	<b>9</b>	<b>64</b>	<b>7.1</b>	<b>18</b>	<b>0</b>

**Additional Stats:** Has one kickoff return for 33 yards. Has seven special teams tackles (six solo) — four in 2013 and three in 2012. Talled a special teams fumble recovery at Philadelphia (9/19/13).

### POSTSEASON

Year	Team	G-S	RUSHING					RECEIVING				
			No.	Yds.	Avg.	LG	TD	No.	Yds.	Avg.	LG	TD
2013	Kansas City	1-0	2	5	2.5	3	0	0	0	0.0	--	0
<b>Totals</b>		<b>1-0</b>	<b>2</b>	<b>5</b>	<b>2.5</b>	<b>3</b>	<b>0</b>	<b>0</b>	<b>0</b>	<b>0.0</b>	<b>--</b>	<b>0</b>

### GRAY'S GAME-BY-GAME STATISTICS

#### 2013

#### CHIEFS

Date	Opp.	RUSHING					RECEIVING				
		No.	Yds.	Avg.	LG	TD	No.	Yds.	Avg.	LG	TD
9/8	@ Jacksonville	2	8	4.0	9	0	1	6	0.0	6	0
9/15	DALLAS	0	0	0.0	--	0	0	0	0.0	--	0
9/19	@ Philadelphia	0	0	0.0	--	0	0	0	0.0	--	0
9/29	N.Y. GIANTS	0	0	0.0	--	0	0	0	0.0	--	0
10/6	@ Tennessee	0	0	0.0	--	0	0	0	0.0	--	0
10/13	OAKLAND	0	0	0.0	--	0	0	0	0.0	--	0
10/20	HOUSTON	1	3	3.0	3	0	0	0	0.0	--	0
10/27	CLEVELAND	0	0	0.0	--	0	0	0	0.0	--	0
11/3	@ Buffalo	0	0	0.0	--	0	0	0	0.0	--	0
11/17	@ Denver	0	0	0.0	--	0	0	0	0.0	--	0
11/24	SAN DIEGO	0	0	0.0	--	0	0	0	0.0	--	0
12/1	DENVER	0	0	0.0	--	0	1	8	8.0	8	0
12/8	@ Washington	3	8	2.7	3	0	0	0	0.0	--	0
12/15	@ Oakland	1	3	3.0	3	0	1	18	18.0	18	0
12/22	INDIANAPOLIS	0	0	0.0	--	0	1	7	7.0	7	0
12/29	@ San Diego	2	2	1.0	3	0	3	7	2.3	6	0
<b>TOTALS</b>		<b>9</b>	<b>24</b>	<b>2.7</b>	<b>9</b>	<b>0</b>	<b>7</b>	<b>46</b>	<b>6.6</b>	<b>18</b>	<b>0</b>


1/4/14 @ Indianapolis

**TOTALS** 2 5 2.5 3 0 0 0 0.0 -- 0

#### 2012



#### CHIEFS

Date	Opp.	RUSHING					RECEIVING				
		No.	Yds.	Avg.	LG	TD	No.	Yds.	Avg.	LG	TD
9/9	ATLANTA										
9/16	@ Buffalo										
9/23	@ New Orleans	0	0	0.0	--	0	0	0	0.0	--	0
9/30	SAN DIEGO	1	15	15.0	15	0	0	0	0.0	--	0
10/7	BALTIMORE	4	20	5.0	11	0	1	12	12.0	12	0
10/14	@ Tampa Bay	0	0	0.0	--	0	0	0	0.0	--	0
10/28	OAKLAND	0	0	0.0	--	0	0	0	0.0	--	0
11/1	@ San Diego	0	0	0.0	--	0	0	0	0.0	--	0
11/12	@ Pittsburgh										
11/18	CINCINNATI										
11/25	DENVER										
12/2	CAROLINA	0	0	0.0	--	0	1	6	6.0	6	0
12/9	@ Cleveland	0	0	0.0	--	0	0	0	0.0	--	0
12/16	@ Oakland										
12/23	INDIANAPOLIS	0	0	0.0	--	0	0	0	3.0	--	0
12/30	@ Denver	2	9	4.5	6	0	0	0	0.0	--	0
<b>TOTALS</b>		<b>7</b>	<b>44</b>	<b>6.3</b>	<b>15</b>	<b>0</b>	<b>2</b>	<b>18</b>	<b>9.0</b>	<b>12</b>	<b>0</b>




# TAMBA HALI

LINEBACKER

6-3 • 275 • Born: 11/3/83  
 Teaneck, N.J. • NFL Exp: 9 (9th with Chiefs)  
 GP/GS (Playoffs): 125/125 (3/3)  
 Acq: D1-06 • Penn State



## PRO CAREER:

- Outside linebacker has spent his entire nine-season career with Kansas City.
- Originally joined the Chiefs as the club's first-round pick (20th overall) in 2006.
- Spent his first three seasons as a defensive end before moving to an outside linebacker post in Kansas City's 3-4 defensive alignment in 2009.
- Has missed only two games since joining the club, starting 125 regular season contests (78 games at outside linebacker and 47 contests at defensive end).
- Has recorded 28 career forced fumbles, ranking third in team history behind LB Derrick Thomas (45) and DE Neil Smith (29).
- Owns 73.5 sacks to rank third in team history behind Thomas (126.5) and Smith (86.5).
- Earned three-consecutive Pro Bowl selections from 2011-13.
- Was the recipient of the Chiefs prestigious Mack Lee Hill Award in 2006, an honor bestowed on Kansas City's top rookie or first-year player.
- Escaped from the war-torn African nation of Liberia when he was 10 years old, joining his father Henry, who was a chemistry and physics teacher in the United States.
- Led the AFC and finished second in the NFL with 14.5 sacks in 2010.
- With 11.0 sacks in 2013, became just the third player in franchise history to record at least three seasons with double-digit sack totals, joining LB Derrick Thomas (seven) and DE Neil Smith (four).
- Has started 125 career regular season contests, owning 476 tackles (367 solo), 73.5 sacks (-473.0 yards), 28 forced fumbles, six fumble recoveries, including one for a touchdown, 115 QB pressures, two interceptions, including one for a touchdown and 11 passes defended.
- Has also started two playoff games, recording 13 tackles (10 solo), 2.0 sacks (-8.0 yards), two QB pressures, one forced fumble, one fumble recovery and one pass defended.

**TRANSACTIONS:** Signed with Kansas City (8/4/11) ... Signed with Kansas City (7/28/06) ... Originally entered the NFL as the Chiefs first-round pick (20th overall) in the 2006 NFL Draft.

**2013:** Started 15 games at right outside linebacker, posting 46 tackles (39 solo), including 11 for loss, 11.0 sacks (-78.5 yards), 12 QB pressures, one interception for a 10-yard touchdown, four forced fumbles, two fumble recoveries, including one for an 11-yard touchdown and one pass

defensed and was inactive in one contest with a knee injury ... Started one postseason game, posting a solo tackle, a QB pressure and a forced fumble.

**2012:** Started 15 contests at left outside linebacker, recording 51 tackles (43 solo), including 13 for loss, 9.0 sacks (-57.0 yards), one forced fumble, 14 QB pressures and two passes defensed ... Was on the NFL Reserve/Suspended List for one contest.

**2011:** Started 16 games at right outside linebacker ... Was named to his first Pro Bowl, joining with LB Derrick Johnson to become the first pair of linebackers in team history selected to the Pro Bowl in the same season since LBs Bobby Bell and Willie Lanier following the '72 season ... Recorded a career-best 83 tackles (68 solo), including 12.0 for loss and 12.0 sacks (-80.0 yards) ... His 12.0 sacks were second in the AFC and eighth in the NFL ... Also had a career-high 32 QB pressures and four forced fumbles ... Posted a career-high seven QB pressures at Oakland (10/23) ... Tied a career high with 3.0 sacks (-13.0 yards) vs. Green Bay (12/18). Also forced a Rodgers fumble and registered two QB pressures.

**2010:** Started 16 games at ROLB ... Was selected to the Pro Bowl as an injury replacement, but did not attend ... Had 50 tackles (31 solo), 6.5 tackles for loss, a career-high 14.5 sacks (-91.5 yards) and a team-high 19 QB pressures ... Also had four forced fumbles, two fumble recoveries and two passes defensed ... Led the AFC and was second in the NFL with 14.5 sacks ... His four forced fumbles tied for fourth in the AFC and tied for ninth in the NFL ... Tied a career high with 3.0 sacks (-15.0 yards) vs. San Francisco (9/26) to earn AFC Defensive Player of the Week accolades. Also forced a fumble and had three QB pressures ... Recorded eight tackles, 2.0 sacks, two QB pressures and one pass defensed in an AFC Wild Card Game vs. Baltimore (1/9/11). Also forced and recovered a fumble. His 2.0 sacks tied for the second-highest postseason game total in team history. Became the first member of the Chiefs to produce a sack and a fumble recovery in the same playoff game since DE Neil Smith at San Diego (1/2/93).

**2009:** Started 16 games at ROLB ... Had 66 tackles (35 solo) with 2.0 for loss, 15 QB pressures and a team-high four forced fumbles ... Named to the *USA Today* All-Joe Team ... His 8.5 sacks (-45.5 yards) were first on the team and 10th in the AFC ... His four forced fumbles tied for fourth in the AFC ... Was one of four Chiefs players to start all 16 games ... Tied a career high with 10

tackles (five solo) and established a career high with 3.0 sacks (-12.0 yards) vs. Denver (12/6). Tied a career high with two forced fumbles, giving him 15 career forced fumbles for the third-highest total in Chiefs history.

**2008:** Started 15 games, opening the season's first six contests at right defensive end before starting nine of the season's final 10 games at left defensive end ... Was inactive for one contest ... Totaled 55 tackles (44 solo), 3.0 sacks (-23.0 yards), eight QB pressures, three forced fumbles, one fumble recovery and one pass defended ... Was inactive vs. New Orleans (11/16) with an ankle injury, snapping a streak of 41 consecutive starts.

**2007:** Started 16 games at left defensive end ... Recorded 60 tackles (52 solo) with 3.0 for loss, 7.5 sacks (-50.0 yards) and 12 QB pressures ... Also had three passes defended and two forced fumbles ... Amassed 10 tackles and 1.0 sack at the New York Jets (12/30).

**2006:** Started 16 games at left defensive end ... Had 65 tackles (55 solo), 1.0 tackle for loss, four QB pressures, an INT, three passes defended, six forced fumbles and a fumble recovery ... Recorded a team-high 8.0 sacks (-48.0 yards) ... Named the club's Mack Lee Hill Award winner ... Became the first rookie DE in Chiefs history to start every game since DEs Art Still and Sylvester Hicks both accomplished the feat in '78 ... His 8.0 sacks were the third-highest total by a rookie in Chiefs history and ranked fourth among NFL rookies ... Was third in the NFL with a team-high six forced fumbles ... His six forced fumbles were the most by a rookie in Chiefs history and tied for the third-highest single-season total in Chiefs history ... Amassed a career-high 10 tackles and forced two fumbles at Pittsburgh (10/15) ... Registered first career interception at San Diego (12/17) ... Started in an AFC Wild Card Game at Indianapolis (1/6/09), recorded five tackles (four solo).

**COLLEGE:** Saw duty in 47 games (34 starts) at Penn State ... Recorded 179 tackles (84 solo), 36.0 stops for loss and 14.0 sacks (-87.0 yards) ... Also had three QB pressures, six passes defended, one fumble recovery, two forced fumbles and an interception for five yards ... Opened all 12 games at defensive end as a senior in 2005 ... Totaled 65 tackles (27 solo), 17.0 tackles for loss and a team-high 11.0 sacks (-79.0 yards) ... Also had two QB pressures, four passes defended and a forced fumble ... Was a consensus All-America selection and was named first-team All-Big Ten ... Named the Big Ten Defensive Lineman of the Year ... His 11.0 sacks led the conference and ranked eighth in the NCAA ... Recorded nine tackles and tied a school single-game record with 4.0 sacks vs. Wisconsin ... Started all 11 games at defensive end as a junior in 2004 ... Totaled 51 tackles (29 solo), 12.0 stops for loss and 2.0 sacks (-17.0 yards) ... Earned second-team All-Big Ten honors

... Appeared in 12 games, starting 11 games at defensive tackle in 2003 as a sophomore ... Tallied 53 tackles (23 solo), including 6.0 tackles for loss, a sack, a fumble recovery and one pass defended ... Played in 12 games, recording 10 tackles (five solo) in 2002 ... Graduated with a degree in Journalism.

#### **PERSONAL:**

- Was a nominee for the 2001 New Jersey Gatorade Player of the Year for Teaneck High School in Teaneck, N.J.
- Collected 64 solo tackles, including 23.0 stops for loss and 8.0 sacks as a senior.
- Recorded 45 solo tackles, 24.0 stops for loss and 12.0 sacks his junior campaign.
- Also played basketball during prep career.
- Spends much of his free time writing and recording music and has a recording studio in his basement.
- Grew up playing street soccer in Liberia.
- Has a daughter, Sia.



## HALI'S NFL STATISTICS

Year	Team	G-S	TACKLES			SACKS		INTS			FUMBLES			QB Press.
			Solos	Asst.	Total	No.	Yds.	No.	Yds.	PDs	FF	FR	Yds.	
2006	Kansas City	16-16	55	10	65	8.0	48.0	1	-9	4	6	1	0	4
2007	Kansas City	16-16	52	8	60	7.5	50.0	0	0	2	2	0	0	12
2008	Kansas City	15-15	44	11	55	3.0	23.0	0	0	2	3	1	0	8
2009	Kansas City	16-16	35	31	66	8.5	45.5	0	0	1	4	0	0	15
2010	Kansas City	16-16	31	19	50	14.5	91.5	0	0	3	4	2	0	19
2011	Kansas City	16-16	68	15	83	12.0	80.0	0	0	0	4	0	0	32
2012	Kansas City	15-15	43	8	51	9.0	57.0	0	0	2	1	0	0	14
2013	Kansas City	15-15	39	7	46	11.0	78.5	1	10	1	4	2	11	12
<b>Totals</b>		<b>125-125</b>	<b>367</b>	<b>109</b>	<b>476</b>	<b>73.5</b>	<b>473.0</b>	<b>2</b>	<b>1</b>	<b>15</b>	<b>28</b>	<b>6</b>	<b>11</b>	<b>116</b>

### POSTSEASON

Year	Team	G-S	TACKLES			SACKS		INTS			FUMBLES			QB Press.
			Solos	Asst.	Total	No.	Yds.	No.	Yds.	PDs	FF	FR	Yds.	
2006	Kansas City	1-1	4	1	5	0.0	0.0	0	0	0	0	0	0	0
2010	Kansas City	1-1	6	2	8	2.0	8.0	0	0	1	1	1	0	2
2013	Kansas City	1-1	1	0	1	0.0	0.0	0	0	0	1	0	0	1
<b>Totals</b>		<b>3-3</b>	<b>11</b>	<b>3</b>	<b>14</b>	<b>2.0</b>	<b>8.0</b>	<b>0</b>	<b>0</b>	<b>1</b>	<b>2</b>	<b>1</b>	<b>0</b>	<b>3</b>

### SINGLE-GAME CAREER HIGHS

**Tackles:** 10 (nine solo) at Pittsburgh (10/15/06)  
(nine solo) at N.Y. Jets (12/30/07)  
(five solo) vs. Denver (12/6/09)

**Sacks:** 3.0 vs. Denver (12/6/09)  
vs. San Francisco (9/26/10)  
vs. Green Bay (12/18/11)

**QB Pressures:** 7 at Oakland (10/23/11)

**Interceptions:** 1 at San Diego (12/17/06)

**Forced Fumbles:** 2 at Pittsburgh (10/15/06)  
vs. San Diego (12/14/08)  
vs. Denver (12/6/09)

**Fumble Recoveries:** 1 vs. San Diego (10/22/06)  
vs. San Diego (12/14/08)  
at Seattle (11/28/10)  
vs. Denver (12/5/10)

**Streaks and Milestones:** Is third in Chiefs history with 28 career forced fumbles, trailing only LB Derrick Thomas (45) and DE Neil Smith (29). Has 73.5 career sacks to rank third in team history, trailing LB Derrick Thomas (126.5) and DE Neil Smith (86.5).

### HALI'S FORCED FUMBLES (28)

Date	Opponent	Player	Result
10/1/06	San Francisco	QB Alex Smith	W 41-0
10/8/06	@ Arizona	TE Adam Bergen	W 23-20
10/15/06	@ Pittsburgh	RB Willie Parker	L 7-45
		RB Willie Parker	
11/23/06	Denver	QB Jake Plummer	W 19-10
12/23/06	@ Oakland	QB Andrew Walter	W 20-9
11/4/07	Green Bay	QB Brett Favre	L 22-33
11/18/07	@ Indianapolis	QB Peyton Manning	L 10-13
11/2/08	Tampa Bay	RB Earnest Graham	L 27-30 OT
12/14/08	San Diego	QB Philip Rivers	L 21-22
		QB Philip Rivers	
9/13/09	@ Baltimore	QB Joe Flacco	L 24-38
10/4/09	N.Y. Giants	QB Eli Manning	L 16-27
12/6/09	Denver	QB Kyle Orton	L 13-44
		QB Kyle Orton	
9/26/10	San Francisco	QB Alex Smith	W 31-10
10/10/10	@ Indianapolis	QB Peyton Manning	L 9-19
12/5/10	Denver	QB Kyle Orton	W 10-6
12/12/10	@ San Diego	QB Philip Rivers	L 0-31
10/31/11	San Diego	QB Philip Rivers	W 23-20 OT
11/27/11	Pittsburgh	RB Mewelde Moore	L 9-13
12/11/11	@ N.Y. Jets	QB Mark Sanchez	L 10-37
12/18/11	Green Bay	QB Aaron Rodgers	W 19-14
10/14/12	@ Tampa Bay	QB Josh Freeman	L 10-38
9/29/13	N.Y. Giants	QB Eli Manning	W 31-7
10/6/13	@ Tennessee	QB Ryan Fitzpatrick	W 26-17
10/20/13	Houston	QB Case Keenum	W 17-16
		QB Case Keenum	

### HALI'S SACK VICTIMS

Regular Season By Quarterback				Regular Season By Team			
Philip Rivers	10.5	Todd Bouman	1.0	San Diego	10.5	Washington	3.0
Kyle Orton	6.0	Tom Brady	1.0	Denver	8.5	Houston	2.5
Alex Smith	4.5	Kellen Clemens	1.0	Oakland	8.5	Tennessee	2.5
Jason Campbell	3.5	Kerry Collins	1.0	San Francisco	4.5	Cleveland	2.0
Ryan Fitzpatrick	4.5	Daunte Culpepper	1.0	Minnesota	4.0	Jacksonville	2.0
Joe Flacco	3.0	Andy Dalton	1.0	Buffalo	3.5	Cincinnati	1.5
Eli Manning	3.0	Josh Freeman	1.0	Green Bay	3.5	Arizona	1.0
Aaron Rodgers	3.0	David Garrard	1.0	Baltimore	3.0	Chicago	1.0
Terrelle Pryor	2.5	Caleb Hanie	1.0	Indianapolis	3.0	New England	1.0
Case Keenum	2.5	Matt Leinart	1.0	N.Y. Giants	3.0	Philadelphia	1.0
Robert Griffin III	2.0	Andrew Luck	1.0	N.Y. Jets	3.0	Tampa Bay	1.0
Kelly Holcomb	2.0	Brandon Marshall	1.0				
Peyton Manning	2.0	Mark Sanchez	1.0				
Donovan McNabb	2.0	Michael Vick	1.0				
Brandon Weeden	2.0	Andrew Walter	1.0				
Brett Favre	1.5	Carson Palmer	0.5				
Jake Plummer	1.5	JaMarcus Russell	0.5				
Kyle Boller	1.0	Vince Young	0.5				

### HALI'S MULTI-SACK GAMES (18)

No.	Yards	Quarterback	Opponent (Date)	Result
3.0	-12.0	Kyle Orton	vs. Denver (12/6/09)	L 13-44
3.0	-15.0	Alex Smith	vs. San Francisco (9/26/10)	W 31-10
3.0	-13.0	Aaron Rodgers	vs. Green Bay (12/18/11)	W 19-14
2.5	-13.5	Kyle Boller/Jason Campbell	vs. Oakland (1/2/11)	L 10-31
2.5	-26.5	Terrelle Pryor	vs. Oakland (10/13/13)	W 24-7
2.5	-29.0	Case Keenum	vs. Houston (10/20/13)	W 17-16
2.0	-15.0	Kelly Holcomb	vs. Minnesota (9/23/07)	W 13-10
2.0	-18.0	Philip Rivers	vs. San Diego (12/14/08)	L 21-22
2.0	-14.0	Kyle Orton	vs. Denver (12/5/10)	W 10-6
2.0	-12.0	Donovan McNabb	vs. Minnesota (10/2/11)	W 22-17
2.0	-17.0	Philip Rivers	vs. San Diego (10/31/11)	W 23-20 OT
2.0	-9.0	Joe Flacco	vs. Baltimore (10/7/12)	L 6-9
2.0	-13.0	Brandon Weeden	at Cleveland (12/9/12)	L 7-30
2.0	-9.0	Eli Manning	vs. N.Y. Giants (9/29/13)	W 31-7
2.0	-7.0	Robert Griffin III	at Washington (12/8/13)	W 45-10
1.5	-7.5	Alex Smith	vs. San Francisco (10/1/06)	W 41-0
1.5	-6.5	Jake Plummer	vs. Denver (11/23/06)	W 19-10
1.5	-16.5	Ryan Fitzpatrick	vs. Buffalo (10/31/10)	W 13-10 OT

### HALI'S GAME-BY-GAME STATISTICS

#### 2013 CHIEFS

Date	Opp.	Tkl	Ast	Tot	TFL	Sck	INT	FR	FF	PR	PD
9/8	@ Jacksonville	2	0	2	0	0.0	1-10t	0	0	1	1
9/15	DALLAS	3	0	3	0	0.0	0-0	0	0	1	0
9/19	@ Philadelphia	3	0	3	1	1.0	0-0	0	0	1	0
9/29	N.Y. GIANTS	4	0	4	1	2.0	0-0	0	1	1	0
10/6	@ Tennessee	1	0	1	0	1.0	0-0	0	1	0	0
10/13	OAKLAND	3	1	4	3	2.5	0-0	0	0	4	0
10/20	HOUSTON	6	1	7	1	2.5	0-0	0	2	1	0
10/27	CLEVELAND	2	0	2	0	0.0	0-0	0	0	1	0
11/3	@ Buffalo	2	2	4	0	0.0	0-0	1	0	0	0
11/17	@ Denver	3	1	4	1	0.0	0-0	0	0	0	0
11/24	SAN DIEGO	0	1	1	0	0.0	0-0	0	0	0	0
12/1	DENVER	2	0	2	1	0.0	0-0	0	0	0	0
12/8	@ Washington	5	1	6	3	2.0	0-0	0	0	2	0
12/15	@ Oakland	1	0	1	0	0.0	0-0	1	0	0	0
12/22	INDIANAPOLIS	2	0	2	0	0.0	0-0	0	0	0	0
12/29	@ San Diego	<i>Inactive/Knee</i>									
<b>TOTALS</b>		<b>39</b>	<b>7</b>	<b>46</b>	<b>11</b>	<b>11.0</b>	<b>1-10t</b>	<b>2</b>	<b>4</b>	<b>12</b>	<b>1</b>
1/4/14	@ Indianapolis	1	0	1	0	0.0	0-0	0	1	1	0
<b>PLAYOFF TOTALS</b>		<b>1</b>	<b>0</b>	<b>1</b>	<b>0</b>	<b>0.0</b>	<b>0-0</b>	<b>0</b>	<b>1</b>	<b>1</b>	<b>0</b>

#### 2012 CHIEFS

Date	Opp.	Tkl	Ast	Tot	TFL	Sck	INT	FR	FF	PR	PD
9/9	ATLANTA	<i>NFL Reserve/Suspended List</i>									
9/16	@ Buffalo	3	1	4	1	0.0	0-0	0	0	0	0
9/23	@ New Orleans	0	0	0	0	0.0	0-0	0	0	1	0
9/30	SAN DIEGO	5	0	5	2	1.0	0-0	0	0	1	0
10/7	BALTIMORE	6	0	6	2	2.0	0-0	0	0	3	0
10/14	@ Tampa Bay	2	0	2	0	1.0	0-0	0	1	0	0
10/28	OAKLAND	2	0	2	0	0.0	0-0	0	0	1	0
11/1	@ San Diego	6	3	9	1	1.0	0-0	0	0	1	0
11/12	@ Pittsburgh	1	1	2	0	0.0	0-0	0	0	1	1
11/18	CINCINNATI	4	1	5	2	1.0	0-0	0	0	1	0
11/25	DENVER	3	0	3	0	0.0	0-0	0	0	0	0
12/2	CAROLINA	3	0	3	1	0.0	0-0	0	0	2	0
12/9	@ Cleveland	2	2	4	2	2.0	0-0	0	0	2	1
12/16	@ Oakland	2	0	2	1	0.0	0-0	0	0	0	0
12/23	INDIANAPOLIS	2	0	2	1	1.0	0-0	0	0	1	0
12/30	@ Denver	2	0	2	0	0.0	0-0	0	0	0	0
<b>TOTALS</b>		<b>43</b>	<b>8</b>	<b>51</b>	<b>13</b>	<b>9.0</b>	<b>0-0</b>	<b>0</b>	<b>1</b>	<b>14</b>	<b>2</b>

# **HALI'S GAME-BY-GAME STATISTICS**

**2011**

**CHIEFS**

Date	Opp.	Tkl	Ast	Tot	TFL	Sck	INT	FR	FF	PR	PD
9/11	BUFFALO	8	0	8	2	1.0	0-0	0	0	0	0
9/18	@ Detroit	3	3	6	0	0.0	0-0	0	0	5	0
9/25	@ San Diego	6	1	7	1	1.0	0-0	0	0	2	0
10/2	MINNESOTA	8	1	9	2	2.0	0-0	0	0	4	0
10/9	@ Indianapolis	3	3	6	1	0.0	0-0	0	0	0	0
10/23	@ Oakland	1	2	3	0	0.0	0-0	0	0	7	0
10/31	SAN DIEGO	4	0	4	1	2.0	0-0	0	1	0	0
11/6	MIAMI	1	1	2	0	0.0	0-0	0	0	1	0
11/13	DENVER	4	2	6	1	0.0	0-0	0	0	0	0
11/21	@ New England	4	0	4	1	1.0	0-0	0	0	2	0
11/27	PITTSBURGH	1	1	2	0	0.0	0-0	0	1	2	0
12/4	@ Chicago	2	0	2	1	1.0	0-0	0	0	2	0
12/11	@ N.Y. Jets	6	1	7	0	1.0	0-0	0	1	1	0
12/18	GREEN BAY	5	0	5	1	3.0	0-0	0	1	2	0
12/24	OAKLAND	8	0	8	1	0.0	0-0	0	0	3	0
1/1/12	@ Denver	4	0	4	0	0.0	0-0	0	0	1	0
<b>TOTALS</b>		<b>68</b>	<b>15</b>	<b>83</b>	<b>12</b>	<b>12.0</b>	<b>0-0</b>	<b>0</b>	<b>4</b>	<b>32</b>	<b>0</b>

**2010**

**CHIEFS**

Date	Opp.	Tkl	Ast	Tot	TFL	Sck	INT	FR	FF	PR	PD
9/13	SAN DIEGO	2	2	4	1.5	0.5	0-0	0	0	1	0
9/19	@ Cleveland	0	0	0	0	0.0	0-0	0	0	0	0
9/26	SAN FRANCISCO	1	1	2	0	3.0	0-0	0	1	3	0
10/10	@ Indianapolis	6	0	6	1	1.0	0-0	0	1	3	0
10/17	@ Houston	0	0	0	0	0.0	0-0	0	0	2	0
10/24	JACKSONVILLE	2	1	3	1	1.0	0-0	0	0	2	0
10/31	BUFFALO	2	2	4	1	1.5	0-0	0	0	0	1
11/7	@ Oakland	2	2	4	0	1.0	0-0	0	0	2	0
11/14	@ Denver	1	2	3	0	0.0	0-0	0	0	0	0
11/21	ARIZONA	1	0	1	0	0.0	0-0	0	0	1	0
11/28	@ Seattle	1	3	4	0	0.0	0-0	1	0	0	0
12/5	DENVER	1	2	3	0	2.0	0-0	1	1	0	0
12/12	@ San Diego	5	1	6	1	1.0	0-0	0	1	1	0
12/19	@ St. Louis	0	1	1	0	0.0	0-0	0	0	4	1
12/26	TENNESSEE	2	1	3	0	1.0	0-0	0	0	0	0
1/2/11	OAKLAND	5	1	6	1	2.5	0-0	0	0	0	0
<b>TOTALS</b>		<b>31</b>	<b>19</b>	<b>50</b>	<b>6.5</b>	<b>14.5</b>	<b>0-0</b>	<b>2</b>	<b>4</b>	<b>19</b>	<b>2</b>
1/9/11	BALTIMORE	6	2	8	0	2.0	0-0	1	1	2	1
<b>PLAYOFF TOTALS</b>		<b>6</b>	<b>2</b>	<b>8</b>	<b>0</b>	<b>2.0</b>	<b>0-0</b>	<b>1</b>	<b>1</b>	<b>2</b>	<b>1</b>

**2009**

**CHIEFS**

Date	Opp.	Tkl	Ast	Tot	TFL	Sck	INT	FR	FF	PR	PD
9/13	@ Baltimore	1	3	4	0	1.0	0-0	0	1	0	0
9/20	OAKLAND	1	0	1	0	0.0	0-0	0	0	1	0
9/27	@ Philadelphia	1	0	1	0	0.0	0-0	0	0	0	0
10/4	N.Y. GIANTS	4	3	7	0	1.0	0-0	0	1	1	0
10/11	DALLAS	0	1	1	0	0.0	0-0	0	0	0	0
10/18	@ Washington	1	1	2	0	1.0	0-0	0	0	1	0
10/25	SAN DIEGO	2	2	4	0	0.0	0-0	0	0	1	0
11/8	@ Jacksonville	2	1	3	1	0.0	0-0	0	0	2	0
11/15	@ Oakland	2	2	4	0	0.5	0-0	0	0	0	0
11/22	PITTSBURGH	4	2	6	1	0.0	0-0	0	0	1	0
11/29	@ San Diego	4	3	7	0	0.0	0-0	0	0	2	0
12/6	DENVER	5	5	10	0	3.0	0-0	0	2	0	0
12/13	BUFFALO	1	3	4	0	1.0	0-0	0	0	1	0
12/20	CLEVELAND	2	1	3	0	0.0	0-0	0	0	0	0
12/27	@ Cincinnati	4	2	6	0	0.0	0-0	0	0	2	0
1/3/10	@ Denver	1	2	3	0	1.0	0-0	0	0	2	0
<b>TOTALS</b>		<b>35</b>	<b>31</b>	<b>66</b>	<b>2</b>	<b>8.5</b>	<b>0-0</b>	<b>0</b>	<b>4</b>	<b>14</b>	<b>0</b>



# HALI'S GAME-BY-GAME STATISTICS

2008

## CHIEFS

Date	Opp.	Tkl	Ast	Tot	TFL	Sck	INT	FR	FF	PR	PD
9/7	@ New England	4	0	4	0	0.0	0-0	0	0	0	1
9/14	OAKLAND	3	2	5	0	0.0	0-0	0	0	0	0
9/21	@ Atlanta	5	0	5	0	0.0	0-0	0	0	0	0
9/28	DENVER	0	0	0	0	0.0	0-0	0	0	0	0
10/5	@ Carolina	5	0	5	0	0.0	0-0	0	0	0	0
10/19	TENNESSEE	1	1	2	0	0.0	0-0	0	0	0	0
10/26	@ N.Y. Jets	2	1	3	0	1.0	0-0	0	0	1	0
11/2	TAMPA BAY	5	0	5	0	0.0	0-0	0	1	0	0
11/9	@ San Diego	0	0	0	0	0.0	0-0	0	0	0	0
11/16	NEW ORLEANS				Inactive/Ankle						
11/23	BUFFALO	3	1	4	0	0.0	0-0	0	0	0	0
11/30	@ Oakland	1	0	1	0	0.0	0-0	0	0	1	0
12/7	@ Denver	5	1	6	0	0.0	0-0	0	0	1	0
12/14	SAN DIEGO	6	0	6	0	2.0	0-0	0	0	1	0
12/21	MIAMI	1	1	2	0	0.0	0-0	0	0	1	0
12/28	@ Cincinnati	3	4	7	0	0.0	0-0	0	0	0	0
<b>TOTALS</b>		<b>44</b>	<b>11</b>	<b>55</b>	<b>0</b>	<b>3.0</b>	<b>0-0</b>	<b>0</b>	<b>1</b>	<b>5</b>	<b>1</b>

2007

## CHIEFS

Date	Opp.	Tkl	Ast	Tot	TFL	Sck	INT	FR	FF	PR	PD
9/9	@ Houston	6	2	8	0	0.0	0-0	0	0	1	0
9/16	@ Chicago	3	0	3	0	0.0	0-0	0	0	1	0
9/23	MINNESOTA	2	0	2	0	2.0	0-0	0	0	1	0
9/30	@ San Diego	0	0	0	0	0.0	0-0	0	0	2	0
10/7	JACKSONVILLE	2	0	2	0	0.0	0-0	0	0	1	0
10/14	CINCINNATI	1	1	2	0	0.5	0-0	0	0	0	1
10/21	@ Oakland	2	0	2	0	0.0	0-0	0	0	1	0
11/4	GREEN BAY	1	2	3	0	0.5	0-0	0	1	2	0
11/11	DENVER	1	0	1	0	0.0	0-0	0	0	1	2
11/18	@ Indianapolis	4	0	4	0	1.0	0-0	0	1	1	0
11/25	OAKLAND	2	1	3	0	1.0	0-0	0	0	0	0
12/2	SAN DIEGO	4	0	4	0	0.0	0-0	0	0	1	0
12/9	@ Denver	3	0	3	0	1.0	0-0	0	0	0	0
12/16	TENNESSEE	8	1	9	1	0.5	0-0	0	0	0	0
12/23	@ Detroit	4	0	4	0	0.0	0-0	0	0	0	0
12/30	@ N.Y. Jets	8	1	9	2	1.0	0-0	0	0	0	0
<b>TOTALS</b>		<b>51</b>	<b>8</b>	<b>59</b>	<b>3</b>	<b>7.5</b>	<b>0-0</b>	<b>0</b>	<b>2</b>	<b>12</b>	<b>3</b>

2006

## CHIEFS

Date	Opp.	Tkl	Ast	Tot	TFL	Sck	INT	FR	FF	PR	PD
9/10	Cincinnati	4	3	7	0	0.0	0-0	0	0	0	0
9/17	@ Denver	6	3	9	0	0.0	0-0	0	0	0	0
10/1	San Francisco	2	0	2	0	1.5	0-0	0	1	0	0
10/8	@ Arizona	5	2	7	0	1.0	0-0	0	1	0	1
10/15	@ Pittsburgh	9	1	10	0	0.0	0-0	0	2	0	0
10/22	San Diego	2	0	2	1	1.0	0-0	1	0	0	0
10/29	Seattle	1	0	1	0	0.0	0-0	0	0	0	1
11/5	@ St. Louis	3	0	3	0	0.0	0-0	0	0	0	0
11/12	@ Miami	2	0	2	0	0.0	0-0	0	0	0	0
11/19	Oakland	3	0	3	0	0.0	0-0	0	0	0	0
11/23	Denver	5	0	5	0	1.5	0-0	0	1	0	0
12/3	@ Cleveland	2	1	3	0	0.0	0-0	0	0	0	0
12/10	Baltimore	3	0	3	0	0.0	0-0	0	0	0	0
12/17	@ San Diego	1	0	1	0	1.0	1--9	0	0	0	0
12/23	@ Oakland	6	0	6	0	1.0	0-0	0	1	1	0
12/31	Jacksonville	1	0	1	0	1.0	0-0	0	0	3	0
<b>TOTALS</b>		<b>55</b>	<b>10</b>	<b>65</b>	<b>1</b>	<b>8.0</b>	<b>1--9</b>	<b>1</b>	<b>6</b>	<b>4</b>	<b>2</b>

1/6/07 @ Indianapolis

4	1	5	0	0.0	0-0	0	0	0	0	0	0
<b>PLAYOFF TOTALS</b>		<b>4</b>	<b>1</b>	<b>5</b>	<b>0</b>	<b>0.0</b>	<b>0-0</b>	<b>0</b>	<b>0</b>	<b>0</b>	<b>0</b>



## FRANKIE HAMMOND JR.

WIDE RECEIVER



# 85

6-1 • 184 • Born: 2/17/90  
 Hallandale Beach, Fla. • NFL Exp: 1 (2nd with Chiefs)  
 GP/GS (Playoffs) 0/0 (0/0)  
 Acq: FA-14 • Florida

### PRO CAREER:

- First-year wide receiver enters his second season with the Chiefs in 2014 after spending the 2013 season on the practice squad.

**TRANSACTIONS:** Signed with Kansas City (1/6/14) ... Added to Kansas City's practice squad (9/1/13) ... Released by Kansas City (8/31/13) ... Signed with Kansas City as a rookie free agent (5/1/13).

**2013:** Spent 16 weeks on the team's practice squad ... Was on the club's practice squad at Jacksonville (9/8), vs. Dallas (9/15), at Philadelphia (9/19), vs. N.Y. Giants (9/29), at Tennessee (10/6), vs. Oakland (10/13), vs. Houston (10/20), vs. Cleveland (10/27), at Buffalo (11/3), at Denver (11/17), vs. San Diego (11/24), vs. Denver (12/1), at Washington (12/8), at Oakland (12/15), vs. Indianapolis (12/22)

**COLLEGE:** Played in 48 games (19 starts) at Florida, recording 63 catches for 809 yards and six touchdowns ... Returned seven punts for 21 yards and a kickoff for 23 yards for the Gators ...Registered a 75-yard touchdown reception at Tennessee, which marked the longest of any Gator in 2012.

### PERSONAL:

- Also competed as a high jumper with the Florida track team during the spring seasons.
- Prepped at Hallandale High School in Hallandale Beach, Fla., earning third-team Class 4A all-state honors.
- Competed at the fifth IAAF World Youth Championships in Ostrava, Czech Republic in July and entered at the AAU Junior Olympics in Knoxville, Tenn., and jumped 2.08 meters in the high jump to claim top honors at the AAU Junior Olympics.

### HAMMOND'S NFL STATISTICS

Year	Team	G-S	RECEIVING					RUSHING				
			No.	Yds.	Avg.	LG	TD	No.	Yds.	Avg.	LG	TD
2013	Kansas City	0-0	0	0	0.0	--	0	0	0	0.0	--	0
<b>Totals</b>		<b>0-0</b>	<b>0</b>	<b>0</b>	<b>0.0</b>	<b>--</b>	<b>0</b>	<b>0</b>	<b>0</b>	<b>0.0</b>	<b>--</b>	<b>0</b>


Year	Team	G-S	RECEIVING					RUSHING				
			No.	Yds.	Avg.	LG	TD	No.	Yds.	Avg.	LG	TD
2013	Kansas City	0-0	0	0	0.0	--	0	0	0	0.0	--	0
<b>Totals</b>		<b>0-0</b>	<b>0</b>	<b>0</b>	<b>0.0</b>	<b>--</b>	<b>0</b>	<b>0</b>	<b>0</b>	<b>0.0</b>	<b>--</b>	<b>0</b>

# HAMMOND'S GAME-BY-GAME STATISTICS

2013


CHIEFS

Date	Opp.	RECEIVING					RUSHING				
		No.	Yds.	Avg.	LG	TD	No.	Yds.	Avg.	LG	TD
9/8	@ Jacksonville					<i>Practice Squad</i>					
9/15	DALLAS					<i>Practice Squad</i>					
9/19	@ Philadelphia					<i>Practice Squad</i>					
9/29	N.Y. GIANTS					<i>Practice Squad</i>					
10/6	@ Tennessee					<i>Practice Squad</i>					
10/13	OAKLAND					<i>Practice Squad</i>					
10/20	HOUSTON					<i>Practice Squad</i>					
10/27	CLEVELAND					<i>Practice Squad</i>					
11/3	@ Buffalo					<i>Practice Squad</i>					
11/17	@ Denver					<i>Practice Squad</i>					
11/24	SAN DIEGO					<i>Practice Squad</i>					
12/1	DENVER					<i>Practice Squad</i>					
12/8	@ Washington					<i>Practice Squad</i>					
12/15	@ Oakland					<i>Practice Squad</i>					
12/22	INDIANAPOLIS					<i>Practice Squad</i>					
12/29	@ San Diego					<i>Practice Squad</i>					
<b>TOTALS</b>		<b>0</b>	<b>0</b>	<b>0.0</b>	<b>--</b>	<b>0</b>	<b>0</b>	<b>0</b>	<b>0.0</b>	<b>--</b>	<b>0</b>
1/4/14	@ Indianapolis					<i>Practice Squad</i>					
<b>PLAYOFF TOTALS</b>		<b>0</b>	<b>0</b>	<b>0.0</b>	<b>--</b>	<b>0</b>	<b>0</b>	<b>0</b>	<b>0.0</b>	<b>--</b>	<b>0</b>



## DEMETRIUS HARRIS

**TIGHT END**


84

6-7 • 230 • Born: 7/29/91  
 Little Rock, Ark. • NFL Exp: 1 (2nd with Chiefs)  
 GP/GS (Playoffs): 0/0 (0/0)  
 Acq: FA-14 • University of Wisconsin-Milwaukee

**PRO CAREER:**

- First-year tight end enters his second season with the Chiefs in 2014 after spending the 2013 season on the practice squad.
- Was a collegiate basketball player at the University of Wisconsin-Milwaukee.

**TRANSACTIONS:** Signed with Kansas City (1/6/14) ... Placed on practice squad/injured list (12/15/13) ... Added to Kansas City's practice squad (9/1/13) ... Released by Kansas City (8/31/13) ... Signed as a rookie free agent with Kansas City (5/1/13).

**KANSAS CITY (2013):** Spent 14 weeks on the club's practice squad and three weeks on practice squad injured reserve.

**COLLEGE:** Played basketball for UW-Milwaukee serving as the team's power forward ... Originally signed on to play football at Arkansas State after high school but then decided to pursue his basketball career ... As a senior, he led the team in rebounding and finished ninth in the league in field goal shooting ... Played two seasons at Mineral Area Community College.

**PERSONAL:**

- Jacksonville, Ark., native was an all-state football and basketball player at Jacksonville High School.
- Won a state title in basketball.
- Majored in information technology.

HARRIS' NFL STATISTICS												
Year	Team	G-S	No.	RUSHING				No.	RECEIVING			
				Yds.	Avg.	LG	TD		Yds.	Avg.	LG	TD
2013	Kansas City	0-0	0	0	0.0	--	0	0	0	0.0	--	0
<b>Totals</b>		<b>0-0</b>	<b>0</b>	<b>0</b>	<b>0.0</b>	<b>--</b>	<b>0</b>	<b>0</b>	<b>0</b>	<b>0.0</b>	<b>--</b>	<b>0</b>

HARRIS' GAME-BY-GAME STATISTICS												
2013 CHIEFS		RECEIVING						RUSHING				
Date	Opp.	No.	Yds.	Avg.	LG	TD		No.	Yds.	Avg.	LG	TD
9/8	@ Jacksonville											
9/15	DALLAS											
9/19	@ Philadelphia											
9/29	N.Y. GIANTS											
10/6	@ Tennessee											
10/13	OAKLAND											
10/20	HOUSTON											
10/27	CLEVELAND											
11/3	@ Buffalo											
11/17	@ Denver											
11/24	SAN DIEGO											
12/1	DENVER											
12/8	@ Washington											
12/15	@ Oakland											
12/22	INDIANAPOLIS											
12/29	@ San Diego											
<b>TOTALS</b>		<b>0</b>	<b>0</b>	<b>0.0</b>	<b>--</b>	<b>0</b>		<b>0</b>	<b>0</b>	<b>0.0</b>	<b>--</b>	<b>0</b>
1/4/14 @ Indianapolis												
<b>PLAYOFF TOTALS</b>		<b>0</b>	<b>0</b>	<b>0.0</b>	<b>--</b>	<b>0</b>		<b>0</b>	<b>0</b>	<b>0.0</b>	<b>--</b>	<b>0</b>





**RYAN  
HARRIS**  
TACKLE



**68**

6-5 • 302 • Born: 3/11/85  
Minneapolis, Minn. • NFL Exp: 7 (1st with Chiefs)  
GP/GS (Playoffs): 78/39 (2/0)  
Acq: FA-14 • Notre Dame

**PRO CAREER:**

- Seventh-year offensive lineman has played in 78 games (39 starts) with the Denver Broncos in (2007-11) and the Houston Texans (2012-13).
- Has also seen action in two postseason contests.
- Joined the Chiefs as a free agent on July 24, 2014.
- Made his first career start at Denver (9/8/08).

**TRANSACTIONS:** Signed by Kansas City as a free agent (7/23/14) ... Resigned by the Houston Texans (4/9/13) ... Signed by the Houston Texans (9/2/12) ... Released by the Denver Broncos (8/31/12) ... Signed by the Denver Broncos (1/2/12) ... Released by the Philadelphia Eagles (9/3/11) ... Signed by the Philadelphia Eagles as an UFA (8/2/11) ... Originally entered the NFL as the Denver Broncos third round selection (70th overall) of the 2007 NFL Draft

**HOUSTON (2012-13):** Played in 32 games (5 starts) ... Saw action in two postseason contests.

**2013:** Played in 16 games (three starts).

**2012:** Played in 16 games (two starts) ... Made his Texans debut on special teams in the season opener vs. Miami (9/9) ... Saw action in two postseason contests.

**DENVER (2007-11):** Played in 46 games (34 starts) ... Was inactive in two postseason contests.

**2011:** Spent training camp with the Eagles while Chiefs head coach Andy Reid held the same role in Philadelphia ... Was released on Sept. 3 ... Signed with Denver on Jan. 2, 2012 and was

inactive for both postseason contests.

**2010:** Played in 11 games (10 starts) ... All 10 starts were at right tackle, including the last eight games of the season ... Missed five games due to injury.

**2009:** Started all eight games he played in at right tackle before he was placed on injured reserve on Dec. 9 with a toe injury ... Was inactive for three games ... Helped the Broncos total the second-most yards (6,333) for a season in club history and rank second in the league in yards per game (395.8).

**2008:** Started all 16 games ... Named an All-Pro by Sports Illustrated (Peter King).

**2007:** Played in 11 games ... Was inactive for the first five games with an injury.

**COLLEGE:** Was a four-year starter at the University of Notre Dame, where he started all 45 career games... Played his final 37 games at left tackle after beginning his career at right tackle.

**PERSONAL:**

- USA Today first-team All-American as a senior at Cretin-Derham Hall High School in St. Paul, Minn.
- Did not allow a sack in either of his final two seasons, earning all-state honors.
- Majored in political science and economics at Notre Dame.

**GAMES PLAYED/GAMES STARTED**

2007 DEN (11/0), 2008 DEN (16/16), 2009 DEN (8/8), 2010 DEN (11/10), 2012 HOU (16/2), 2013 HOU (16/3) — 78/39. **PLAYOFFS:** 2012 HOU (2/0) — 2/0.

	<div style="text-align: center;"> <b>JUNIOR HEMINGWAY</b>  <i>WIDE RECEIVER</i> </div> <div style="text-align: right;">   </div> <hr/> <p> <b>6-1 • 225 • Born: 12/27/88</b>  <b>Conway, S.C. • NFL Exp: 2 (3rd with Chiefs)</b>  <b>GP/GS (Playoffs): 17/2 (1/0)</b>  <b>Acq: D7b-12 • Michigan</b> </p>
---	--

### PRO CAREER:

- Second-year wide receiver enters his third season with Kansas City in 2014.
- Wide receiver joined the Chiefs as the second of two seventh-round picks (238th overall) in the 2012 NFL Draft.
- Saw his initial NFL action in Week 17 of the 2012 season, appearing on special teams at Denver (12/30/12).
- Caught his first NFL touchdown on his first-career reception, a three-yard pass from QB Alex Smith at Jacksonville (9/8/13).
- Has seen action in one postseason game with two receptions for 30 yards.

**TRANSACTIONS:** Signed to active roster from Kansas City's practice squad (12/29/12) ... Added to Kansas City's practice squad (9/21/12) ... Released from Kansas City's practice squad (9/18/12) ... Added to Kansas City's practice squad (9/15/12) ... Released from Kansas City's practice squad (9/12/12) ... Signed to Kansas City's practice squad (9/8/12) ... Released from Kansas City's practice squad (9/3/12) ... Signed to Kansas City's practice squad (9/1/12) ... Waived by Kansas City (8/31/12) ... Signed with Kansas City (5/11/12) ... Originally entered the NFL as the Chiefs second of two seventh-round picks (238th overall) of the 2012 NFL Draft.

**2013:** Appeared in 16 games (two starts), catching 13 passes for 125 yards (9.6 avg.) with two touchdowns and has eight special teams tackles ... Played as a reserve receiver in one postseason contest, recording two receptions for 30 yards.

**2012:** Appeared in one game on special teams ... Spent 16 weeks on the Chiefs practice squad ... Was activated to the club's 53-man roster from the practice squad on Dec. 29 ... Played on special teams at Denver (12/30).

**COLLEGE:** Played in 48 games (31 starts) at Michigan ... Registered 88 receptions for 1,638 career receiving yards (18.6 avg.) with 11 touchdowns ... His 1,638 career receiving yards rank 17th in Michigan history and his six career 100-yard receiving games are tied for ninth in school annals ... Accumulated five rushes for

nine yards, three tackles, returned two punts for 20 yards and had 11 punt returns for 120 yards (10.9 avg.) ... Appeared in 13 games (12 starts) as a senior in 2011, registering 34 catches for 699 yards (20.6 avg.) with four touchdowns ... His 34 receptions and 699 yards paced the Wolverines receiving corps while his four touchdowns tied for the team lead ... Was named Sugar Bowl MVP in the Wolverines 23-20 win against Virginia Tech after posting only two receptions, with each going for a touchdown ... Was named All-Big Ten honorable mention by the conference's coaches ... Played in 10 games (eight starts) as a redshirt junior in 2010, recording 32 receptions for 593 yards (18.5 avg.) with four touchdowns ... Returned one punt for 34 yards ... Played in 11 games (nine starts) as a redshirt sophomore in 2009, posting 16 catches for 268 yards (16.8 avg.) with two touchdowns ... Also returned 10 punts for 86 yards (8.6 avg.) to rank third in the Big Ten in punt return average ... Appeared in four games (one start) as a sophomore in 2008 before receiving a medical redshirt, catching four passes for 41 yards (20.5 avg.) with one touchdown ... Played in 10 games (one start) as a true freshman in 2007, hauling in four passes for 37 yards (9.3 avg.) ... Majored in General Studies at Michigan.

### PERSONAL:

- Attended Conway High School in Conway, S.C.
- Caught 136 passes for 1,950 yards (14.3 avg.) and 23 touchdowns during his prep career.
- As a passer, completed 57 of 112 passes for 612 yards and nine touchdowns.
- Posted 14 punt returns, including three for touchdowns.
- On defense, posted eight pass breakups and four interceptions, including one for a touchdown.
- Registered 83 receptions for 1,135 yards (13.7 avg.) and 13 touchdowns as a senior.
- Was listed as the No. 19 player in the nation on the ESPN 150.
- Earned first-team all-region and all-state honors as a senior.
- Appeared in the 2006 installment of the Shrine Bowl of the Carolinas.

### HEMINGWAY'S NFL STATISTICS

Year	Team	G-S	RECEIVING					RUSHING				
			No.	Yds.	Avg.	LG	TD	No.	Yds.	Avg.	LG	TD
2012	Kansas City	1-0	0	0	0.0	--	0	0	0	0.0	--	0
2013	Kansas City	16-2	13	125	9.6	24	2	0	0	0.0	--	0
<b>Totals</b>		<b>17-2</b>	<b>13</b>	<b>125</b>	<b>9.6</b>	<b>24</b>	<b>2</b>	<b>0</b>	<b>0</b>	<b>0.0</b>	<b>--</b>	<b>0</b>

**Additional Statistics:** Had eight special teams tackles in 2013.

### POSTSEASON

Year	Team	G-S	RECEIVING					RUSHING				
			No.	Yds.	Avg.	LG	TD	No.	Yds.	Avg.	LG	TD
2013	Kansas City	1-0	2	30	15.0	17	0	0	0	0.0	--	0
<b>Totals</b>		<b>1-0</b>	<b>2</b>	<b>30</b>	<b>15.0</b>	<b>17</b>	<b>0</b>	<b>0</b>	<b>0</b>	<b>0.0</b>	<b>--</b>	<b>0</b>

### HEMINGWAY'S GAME-BY-GAME STATISTICS

#### 2013

#### CHIEFS

Date	Opp.	RECEIVING					RUSHING				
		No.	Yds.	Avg.	LG	TD	No.	Yds.	Avg.	LG	TD
9/8	@ Jacksonville	1	3	3.0	3t	1	0	0	0.0	--	0
9/15	DALLAS	1	10	10.0	10	0	0	0	0.0	--	0
9/19	@ Philadelphia	0	0	0.0	--	0	0	0	0.0	--	0
9/29	N.Y. GIANTS	0	0	0.0	--	0	0	0	0.0	--	0
10/6	@ Tennessee	1	6	6.0	6	0	0	0	0.0	--	0
10/13	OAKLAND	1	8	8.0	8	0	0	0	0.0	--	0
10/20	HOUSTON	0	0	0.0	--	0	0	0	0.0	--	0
10/27	CLEVELAND	0	0	0.0	--	0	0	0	0.0	--	0
11/3	@ Buffalo	0	0	0.0	--	0	0	0	0.0	--	0
11/17	@ Denver	0	0	0.0	--	0	0	0	0.0	--	0
11/24	SAN DIEGO	0	0	0.0	--	0	0	0	0.0	--	0
12/1	DENVER	3	42	14.0	17t	1	0	0	0.0	--	0
12/8	@ Washington	1	11	11.0	11	0	0	0	0.0	--	0
12/15	@ Oakland	0	0	0.0	--	0	0	0	0.0	--	0
12/22	INDIANAPOLIS	0	0	0.0	--	0	0	0	0.0	--	0
12/29	@ San Diego	5	45	9.0	24	0	0	0	0.0	--	0
<b>TOTALS</b>		<b>13</b>	<b>125</b>	<b>9.6</b>	<b>24</b>	<b>0</b>	<b>0</b>	<b>0</b>	<b>0.0</b>	<b>--</b>	<b>0</b>

1/4/14	@ Indianapolis	2	30	15.0	17	0	0	0	0.0	--	0
<b>TOTALS</b>		<b>2</b>	<b>30</b>	<b>15.0</b>	<b>17</b>	<b>0</b>	<b>0</b>	<b>0</b>	<b>0.0</b>	<b>--</b>	<b>0</b>

#### 2012

#### CHIEFS

Date	Opp.	RECEIVING					RUSHING				
		No.	Yds.	Avg.	LG	TD	No.	Yds.	Avg.	LG	TD
9/9	ATLANTA										
9/16	@ Buffalo										
9/23	@ New Orleans										
9/30	SAN DIEGO										
10/7	BALTIMORE										
10/14	@ Tampa Bay										
10/28	OAKLAND										
11/1	@ San Diego										
11/12	@ Pittsburgh										
11/18	CINCINNATI										
11/25	DENVER										
12/2	CAROLINA										
12/9	@ Cleveland										
12/16	@ Oakland										
12/23	INDIANAPOLIS										
12/30	@ Denver	0	0	0.0	--	0	0	0	0.0	--	0
<b>TOTALS</b>		<b>0</b>	<b>0</b>	<b>0.0</b>	<b>--</b>	<b>0</b>	<b>0</b>	<b>0</b>	<b>0.0</b>	<b>--</b>	<b>0</b>



## JUSTIN HOUSTON

LINEBACKER



# 50

6-3 • 258 • Born: 1/12/89  
Statesboro, Ga. • NFL Exp: 4 (4th with Chiefs)  
GP/GS (Playoffs) 43/37 (1/1)  
Acq: D3a-11 • Georgia



### PRO CAREER:

- Fourth-year linebacker earned his second-consecutive trip to Hawaii for the Pro Bowl in 2013, joining nine teammates for the NFL all-star game.
- Was named the club's Mack Lee Hill Award winner following the 2011 season, an honor bestowed on Kansas City's top rookie or first-year player.
- Had 11.0 sacks in 2013 to tie LB Tamba Hali for the team lead.
- He became the third-fastest Chiefs player to reach 20.0 sacks to start a career (since sacks became an official stat in 1982) after Derrick Thomas (25 games) and Jared Allen (30 games), crossing the 20.0-sack plateau in 35 contests.
- Set a single-game career-high with 4.5 sacks (-28.0 yards) of QB Michael Vick at Philadelphia (9/19/13), ranking as the third-best single-game performance in franchise history behind a pair of Derrick Thomas performances - 7.0 vs. Seattle (11/11/90) and 6.0 vs. Oakland (9/6/98).
- His 4.5 sacks at Philadelphia (9/19/13) tie for the NFL single-game high for the 2013 season.
- Earned AFC Defensive Player of the Week following performances in Week 1 and Week 3 and was named AFC Defensive Player of the Month for September compiling 19 tackles, 7.5 sacks, two fumble recoveries and one forced fumble as he helped the Chiefs to a 4-0 record in the season's opening month. He became the first Chiefs linebacker to win AFC Defensive Player of the Month since Pro Football Hall of Fame linebacker Derrick Thomas in 1997.
- Has started one career postseason game, tallying four tackles (three solo), including one for loss, a sack (-7.0 yards), three QB pressures, one pass defended and one fumble recovery.
- Started all 16 games for the first time in his career in 2012, recording 66 tackles (53 solo), 10.0 sacks (-69.0 yards), one interception for 32 yards, six passes defended, one forced fumble, one fumble recovery and 19 QB pressures.

**TRANSACTIONS:** Signed with Kansas City (8/4/11) ... Selected in the third round (70th overall) by Kansas City in the 2011 NFL Draft.

**2013:** Started 11 contests at left outside linebacker, posting 44 tackles (41 solo), including 11 for loss, 11.0 sacks (-75.0 yards), 15 QB pressures, four passes defended, two fumble

recoveries and a forced fumble ... Was inactive with an elbow injury for four contests and was active but did not play in one contest ... Started in one postseason contest ... Logged five solo tackles, including three for loss, recorded 3.0 sacks (-27.0 yards) of QB Blaine Gabbert and had three QB pressures to earn AFC Defensive Player of the Week honors in the first week of the season at Jacksonville (9/8) ... Posted a single-game career high 4.5 sacks (-28.0 yards) of QB Michael Vick, registered seven tackles (six solo), including four for loss, five QB pressures, three passes defended, a forced fumble on a sack-and-strip and two fumble recoveries at Philadelphia (9/19) to earn AFC Defensive Player of the Week honors for the second time in three weeks.

**2012:** Started all 16 contests at left outside linebacker, recording 66 tackles (53 solo), including 13 for loss, 10.0 sacks (-69.0 yards), an interception, 19 QB pressures, five passes defended, a forced fumble, a fumble recovery and a safety ... Registered his first career interception, picking off QB Josh Freeman and returning it 32 yards at Tampa Bay (10/14).

**2011:** Played in 16 games with 10 starts at left outside linebacker ... Named the club's Mack Lee Hill Award winner, an honor bestowed on Kansas City's top rookie or first-year player, becoming the ninth linebacker in team history to win the award and the first since LB Derrick Johnson in 2005 ... Recorded 70 tackles (63 solo), including 12.0 for loss, 5.5 sacks (-27.5 yards), a forced fumble, a fumble recovery, 12 QB pressures and four passes defended ... Also had six special teams stops ... Recorded 10 solo tackles, including 3.0 for loss, a career-high 3.0 sacks (-15.0 yards), a forced fumble, three QB pressures and a pass defended at Chicago (12/4). His 3.0 sacks tied for the highest single-game total by a rookie in Chiefs history ... Tallied a career-high 11 tackles (10 solo), including 2.0 for loss, 1.5 sacks (-5.5 yards), four QB pressures and a fumble recovery at Denver (1/1/12).

**COLLEGE:** Played in 36 games with 24 starts at Georgia ... Recorded 125 tackles (70 solo), with 20.0 sacks (-134.0 yards) and 38.0 tackles for loss (-168.0 yards) ... Forced two fumbles and recovered two, returning one for an 18-yard touchdown ... Added 78 QB pressures, five passes defended and an interception ... Moved from defensive end to linebacker when team switched to 3-4 defense in 2010 ... Started all 13 games at weakside outside linebacker as a junior in 2010 ... Finished third on team with 67 tackles

(38 solo) ... Led Georgia and ranked second in the SEC with a career-best 10.0 sacks (-67.0 yards) ... Also led the Bulldogs and ranked second in the SEC with 18.5 tackles for loss (-81.0 yards) ... Had 44 QB pressures, two passes defended and an interception ... Chosen the team's most valuable player ... Earned All-SEC first-team honors from the Associated Press and SEC coaches ... First-team All-American choice by *NFL Draft Report*, the Football Writers Association of America and the Walter Camp Football Foundation ... Semifinalist for the Chuck Bednarik Award as the best defensive player as well as a finalist for the Bronko Nagurski Trophy as football's best defensive player and the Butkus Award as the country's top linebacker ... Started 10 games at strongside defensive end in 2009 as a sophomore ... Recorded 39 tackles (22 solo) ... Led the conference with 15.0 tackles for loss (-59.0 yards) ... Also had 17 QB pressures, one forced fumble and one pass defended ...

Named to the Georgia Athletic Director's Honor Roll ... An All-SEC second-team selection ... Had four tackles, 2.0 stops for a loss, including 1.0 sack vs. Arizona State, earning SEC Defensive Lineman of the Week honors ... Appeared in all 13 games (one start) as a redshirt freshman in 2008 ... Recorded 19 tackles (10 solo), 4.5 tackles for loss (-28.0 yards), 2.5 sacks (-25.0 yards) and 16 QB pressures ... Produced two passes defended ... Redshirted as a true freshman in 2007 ... Majored in Housing.

### PERSONAL:

- Named *Atlanta Journal-Constitution* class AAAA All-State honorable mention at Statesboro High School in Statesboro, Ga.
- Best in Georgia Top 50 selection.
- Earned all-region honors as a junior and senior.
- Led team to State Class 4A championship as a junior.
- Also lettered in basketball.

## HOUSTON'S NFL STATISTICS

Year	Team	G-S	TACKLES			SACKS		INTS			FUMBLES			QB Press.
			Solos	Asst.	Total	No.	Yds.	No.	Yds.	PDs	FF	FR	Yds.	
2011	Kansas City	16-10	63	7	70	5.5	27.5	0	0	4	1	1	0	12
2012	Kansas City	16-16	53	13	66	10.0	69.0	1	32	6	1	1	0	19
2013	Kansas City	11-11	41	3	44	11.0	75.0	0	0	4	1	2	0	15
<b>Totals</b>		<b>43-37</b>	<b>157</b>	<b>23</b>	<b>180</b>	<b>26.5</b>	<b>171.5</b>	<b>1</b>	<b>32</b>	<b>4</b>	<b>3</b>	<b>4</b>	<b>0</b>	<b>46</b>

**Additional Stats:** Had six special teams tackles in 2011.

### POSTSEASON

Year	Team	G-S	TACKLES			SACKS		INTS			FUMBLES			QB Press.
			Solos	Asst.	Total	No.	Yds.	No.	Yds.	PDs	FF	FR	Yds.	
2013	Kansas City	1-1	3	1	4	1.0	7.0	0	0	1	0	1	7	3
<b>Totals</b>		<b>1-1</b>	<b>3</b>	<b>1</b>	<b>4</b>	<b>1.0</b>	<b>7.0</b>	<b>0</b>	<b>0</b>	<b>1</b>	<b>0</b>	<b>1</b>	<b>7</b>	<b>3</b>

### SINGLE-GAME CAREER HIGHS

**Tackles:** 11 (10 solo) at Denver (1/1/12)

**Sacks:** 4.5 at Philadelphia (9/19/13)

**Interceptions:** 1 at Tampa Bay (10/14/12)

**Int. Return Yds.:** 32 at Tampa Bay (10/14/12)

**Passes Defended:** 3 at Philadelphia (9/19/13)

**Forced Fumbles:** 1, three times, last

at Philadelphia (9/19/13)

**Fumble Recoveries:** 2 at Philadelphia (9/19/13)

**QB Pressures:** 5 at Philadelphia (9/19/13)



# HOUSTON'S GAME-BY-GAME STATISTICS

## 2013 CHIEFS


Date	Opp.	Tkl	Ast	Tot	TFL	Sck	INT	FR	FF	PR	PD
9/8	@ Jacksonville	5	0	5	3	3.0	0-0	0	0	3	0
9/15	DALLAS	5	0	5	0	0.0	0-0	0	0	0	0
9/19	@ Philadelphia	7	1	7	4	4.5	0-0	2	1	5	3
9/29	N.Y. GIANTS	2	0	2	0	0.0	0-0	0	0	0	0
10/6	@ Tennessee	4	0	4	1	1.0	0-0	0	0	1	0
10/13	OAKLAND	2	0	2	0	1.0	0-0	0	0	3	0
10/20	HOUSTON	3	0	3	1	0.5	0-0	0	0	1	0
10/27	CLEVELAND	1	0	1	1	1.0	0-0	0	0	2	0
11/3	@ Buffalo	4	1	4	1	0.0	0-0	0	0	0	0
11/17	@ Denver	10	1	10	0	0.0	0-0	0	0	0	1
11/24	SAN DIEGO	1	0	1	0	0.0	0-0	0	0	0	0
12/1	DENVER				Inactive/Elbow						
12/8	@ Washington				Inactive/Elbow						
12/15	@ Oakland				Inactive/Elbow						
12/22	INDIANAPOLIS				Inactive/Elbow						
12/29	@ San Diego				Active, Did Not Play						
<b>TOTALS</b>		<b>41</b>	<b>3</b>	<b>44</b>	<b>11</b>	<b>11.0</b>	<b>0-0</b>	<b>2</b>	<b>1</b>	<b>15</b>	<b>4</b>
1/4/14	@ Indianapolis	3	1	4	1	1.0	0-0	1	0	3	1
<b>PLAYOFF TOTALS</b>		<b>3</b>	<b>1</b>	<b>4</b>	<b>1</b>	<b>1.0</b>	<b>0-0</b>	<b>1</b>	<b>0</b>	<b>3</b>	<b>1</b>

## 2012 CHIEFS

Date	Opp.	Tkl	Ast	Tot	TFL	Sck	INT	FR	FF	PR	PD
9/9	ATLANTA	1	1	2	1	1.0	0-0	0	0	2	0
9/16	@ Buffalo	4	1	5	1	0.0	0-0	0	0	1	0
9/23	@ New Orleans	3	1	4	3	3.0	0-0	0	0	4	2
9/30	SAN DIEGO	3	0	3	0	0.0	0-0	0	0	0	0
10/7	BALTIMORE	4	0	4	2	2.0	0-0	0	0	2	0
10/14	@ Tampa Bay	2	1	3	0	0.0	1-32	0	0	0	1
10/28	OAKLAND	2	1	3	1	0.0	0-0	0	0	1	0
11/1	@ San Diego	6	3	9	0	0.0	0-0	0	0	0	0
11/12	@ Pittsburgh	5	2	7	1	1.0	0-0	0	1	2	0
11/18	CINCINNATI	2	0	2	0	0.0	0-0	0	0	0	1
11/25	DENVER	4	0	4	2	2.0	0-0	0	0	4	0
12/2	CAROLINA	3	0	3	2	1.0	0-0	0	0	1	0
12/9	@ Cleveland	1	1	2	0	0.0	0-0	0	0	1	0
12/16	@ Oakland	4	1	5	0	0.0	0-0	1	0	0	1
12/23	INDIANAPOLIS	1	0	1	0	0.0	0-0	0	0	1	0
12/30	@ Denver	8	1	9	0	0.0	0-0	0	0	0	0
<b>TOTALS</b>		<b>53</b>	<b>13</b>	<b>66</b>	<b>13</b>	<b>10.0</b>	<b>1-32</b>	<b>1</b>	<b>1</b>	<b>19</b>	<b>5</b>


## 2011 CHIEFS

Date	Opp.	Tkl	Ast	Tot	TFL	Sck	INT	FR	FF	PR	PD
9/11	BUFFALO	1	2	3	0	0.0	0-0	0	0	0	0
9/18	@ Detroit	2	0	2	1	0.0	0-0	0	0	0	0
9/25	@ San Diego	3	2	5	0	0.0	0-0	0	0	0	0
10/2	MINNESOTA	6	0	6	2	0.0	0-0	0	0	0	0
10/9	@ Indianapolis	2	1	3	1	0.0	0-0	0	0	2	1
10/23	@ Oakland	3	0	3	0	0.0	0-0	0	0	0	0
10/31	SAN DIEGO	2	0	2	0	0.0	0-0	0	0	0	0
11/6	MIAMI	0	0	0	0	0.0	0-0	0	0	0	0
11/13	DENVER	6	0	6	0	0.0	0-0	0	0	0	0
11/21	@ New England	2	0	2	0	0.0	0-0	0	0	2	0
11/27	PITTSBURGH	5	0	5	1	0.0	0-0	0	0	0	1
12/4	@ Chicago	10	0	10	3	3.0	0-0	0	1	2	1
12/11	@ N.Y. Jets	5	1	6	2	1.0	0-0	0	0	0	0
12/18	GREEN BAY	4	0	4	0	0.0	0-0	0	0	1	0
12/24	OAKLAND	2	0	2	0	0.0	0-0	0	0	1	1
1/1/12	@ Denver	10	1	11	2	1.5	0-0	1	0	4	0
<b>TOTALS</b>		<b>63</b>	<b>7</b>	<b>70</b>	<b>12</b>	<b>5.5</b>	<b>0-0</b>	<b>1</b>	<b>1</b>	<b>12</b>	<b>4</b>



JAYE  
HOWARD

DEFENSIVE TACKLE



96

6-3 • 301 • Born: 12/20/88  
 Apopka, Fla. • NFL Exp: 3 (2nd with Chiefs)  
 GP/GS (Playoffs) 5/1 (1/0)  
 Acq: W (SEA)-13 • Florida

### PRO CAREER:

- Third-year defensive tackle joined the Chiefs via waivers from the Seattle Seahawks before the start of the 2013 regular season.
- Originally entered the NFL as the second of two fourth-round draft picks (114th overall) by the Seattle Seahawks in the 2012 NFL Draft.
- Made his first-career start at San Diego (12/29/13).
- Has played in one postseason contest, recording two solo tackles.

**TRANSACTIONS:** Claimed by Kansas City via waivers from the Seattle Seahawks (9/1/13) ... Released by Seattle (8/31/13) ... Signed with Seattle (5/10/13) ... Originally entered the NFL as the second of two fourth-round draft picks (114th overall) by the Seattle Seahawks in the 2012 NFL Draft.

**KANSAS CITY (2013):** Played in three contests (one start) on defense and was inactive in 13 contests ... Appeared in one postseason contest ... Started his first-career NFL game and recorded a career-high six tackles (five solo) at San Diego (12/29) ... Played as a reserve defensive lineman in an AFC Wild Card Game at Indianapolis (1/4/14), recording two solo tackles.

**SEATTLE (2012):** Played in two regular season games, making his NFL debut vs. the N.Y. Jets (11/11/12) ... Was inactive for both postseason games.

### COLLEGE:

Played in 45 games (25 starts) at the University of Florida, recording 131 tackles (80 solo), including 25.5 tackles for loss, 11.0 sacks, two passes defended and three fumble recoveries ... Started all 13 games at defensive tackle as a senior in 2011, posting 65 tackles (37 solo), including 10.0 tackles for loss (-64.0 yards), 5.5 sacks (-50.0 yards), four QB pressures, two fumble recoveries, including one for a two-yard touchdown and two passes defense ... Played in 11 games (eight starts) as a junior in 2010, posting 29 tackles (19 solo), including 10.0 tackles for loss (-39.0 yards) and 2.5 sacks (-16.0 yards) ... Appeared in 12 games (four starts) as a redshirt sophomore in 2009, notching 29 tackles (18 solo), including three for loss, and 1.5 sacks (-13.0 yards) ... Played in nine games, recording eight tackles (six solo), including 2.5 for loss (-7.0 yards), 1.5 sacks (6.0 yards) and one fumble recovery as a redshirt freshman in 2008 ... Redshirted as a true freshman in 2007.

### PERSONAL:

- Prepped at Jones High School in Apopka, Fla.
- Played both defensive nd and linebacker in high school, recording 8.0 sacks and four fumble recoveries as a senior to go along with 116 tackles, including 20 for loss, and 10.0 sacks as a junior.
- Also played basketball in high school and led Jones to the Class 3A state title.

HOWARD'S NFL STATISTICS													
Year	Team	G-S	TACKLES			SACKS		INTS			FUMBLES		
			Solos	Asst.	Total	No.	Yds.	No.	Yds.	PDs	FF	FR	Yds.
2012	Seattle	2-0	0	0	0	0.0	0.0	0	0	0	0	0	0
2013	Kansas City	3-1	5	1	6	0.0	0.0	0	0	0	0	0	0
<b>Totals</b>		<b>5-1</b>	<b>5</b>	<b>1</b>	<b>6</b>	<b>0.0</b>	<b>0.0</b>	<b>0</b>	<b>0</b>	<b>0</b>	<b>0</b>	<b>0</b>	<b>0</b>
POSTSEASON													
Year	Team	G-S	TACKLES			SACKS		INTS			FUMBLES		
			Solos	Asst.	Total	No.	Yds.	No.	Yds.	PDs	FF	FR	Yds.
2012	Seattle	0-0	0	0	0	0.0	0.0	0	0	0	0	0	0
2013	Kansas City	1-0	2	0	2	0.0	0.0	0	0	0	0	0	0
<b>Totals</b>		<b>1-0</b>	<b>2</b>	<b>0</b>	<b>2</b>	<b>0.0</b>	<b>0.0</b>	<b>0</b>	<b>0</b>	<b>0</b>	<b>0</b>	<b>0</b>	<b>0</b>

## HOWARD'S NFL STATISTICS

**2013**


### **CHIEFS**

Date	Opp.	Tkl	Ast	Tot	TFL	Sck	INT	FR	FF	PR	PD
9/8	@ Jacksonville	0	0	0	0	0.0	0-0	0	0	0	0
9/15	DALLAS					Inactive					
9/22	@ Philadelphia					Inactive					
9/29	N.Y. GIANTS					Inactive					
10/6	@ Tennessee					Inactive					
10/13	OAKLAND					Inactive					
10/20	HOUSTON					Inactive					
10/27	CLEVELAND					Inactive					
11/3	@ Buffalo					Inactive					
11/17	@ Denver					Inactive					
11/24	SAN DIEGO					Inactive					
12/1	DENVER					Inactive					
12/8	@ Washington					Inactive					
12/15	@ Oakland	0	0	0	0	0.0	0-0	0	0	0	0
12/22	INDIANAPOLIS					Inactive					
12/29	@ San Diego	5	1	6	0	0.0	0-0	0	0	0	0
<b>TOTALS</b>		<b>5</b>	<b>1</b>	<b>6</b>	<b>0</b>	<b>0.0</b>	<b>0-0</b>	<b>0</b>	<b>0</b>	<b>0</b>	<b>0</b>
1/4/14	@ Indianapolis	2	0	2	0	0.0	0-0	0	0	0	0
<b>PLAYOFF TOTALS</b>		<b>2</b>	<b>0</b>	<b>2</b>	<b>0</b>	<b>0.0</b>	<b>0-0</b>	<b>0</b>	<b>0</b>	<b>0</b>	<b>0</b>

**2012**

### **SEAHAWKS**

Date	Opp.	Tkl	Ast	Tot	TFL	Sck	INT	FR	FF	PR	PD
9/9	@ Arizona					Inactive					
9/16	DALLAS					Inactive					
9/24	GREEN BAY					Inactive					
9/30	@ St. Louis					Inactive					
10/7	@ Carolina					Inactive					
10/14	NEW ENGLAND					Inactive					
10/18	@ San Francisco					Inactive					
10/28	@ Detroit					Inactive					
11/4	MINNESOTA					Inactive					
11/11	N.Y. JETS	0	0	0	0	0.0	0-0	0	0	0	0
11/25	@ Miami					Inactive					
12/2	@ Chicago					Inactive					
12/9	ARIZONA					Inactive					
12/16	@ Buffalo					Inactive					
12/23	SAN FRANCISCO					Inactive					
12/30	ST. LOUIS	0	0	0	0	0.0	0-0	0	0	0	0
<b>TOTALS</b>		<b>0</b>	<b>0</b>	<b>0</b>	<b>0</b>	<b>0.0</b>	<b>0-0</b>	<b>0</b>	<b>0</b>	<b>0</b>	<b>0</b>
1/6/13	@ Washington					Inactive					
1/13/13	@ Atlanta					Inactive					
<b>PLAYOFF TOTALS</b>		<b>0</b>	<b>0</b>	<b>0</b>	<b>0</b>	<b>0.0</b>	<b>0-0</b>	<b>0</b>	<b>0</b>	<b>0</b>	<b>0</b>



## **RODNEY HUDSON**

**OFFENSIVE LINE**



**61**

**6-2 • 299 • Born: 7/12/89**  
**Mobile, Ala. • NFL Exp: 4 (4th with Chiefs)**  
**GP/GS (Playoffs): 34/19 (1/1)**  
**Acq: D2-11 • Florida State**

### **PRO CAREER:**

- Fourth-year offensive lineman rejoined his teammates in 2013 after spending the majority of the 2012 season on injured reserve with a leg injury.
- Started the first three games of the 2012 season before suffering a season-ending leg injury at New Orleans (9/23/12).
- Appeared in all 16 games as a rookie, including one start at left guard in 2011.
- Selected in the second round (55th overall) of the 2011 NFL Draft.

**TRANSACTIONS:** Signed with Kansas City (7/28/11) ... Selected by Kansas City in the second round (55th overall) of the 2011 NFL Draft.

**2013:** Started 15 games at center and was active but did not play in one contest ... Started in one postseason game.

**2012:** Started the first three games at center before suffering a season-ending leg injury at New Orleans (9/23/12) ... Placed on injured reserve on Sept. 26.

**2011:** Played in 16 contests on special teams and six games on offense with one start at left guard ... Made first career start vs. Pittsburgh (11/27).

**COLLEGE:** Played in 53 games with 50 starts at Florida State, including starts in 48 straight contests ... Earned All-Atlantic Coast Conference honors all four years ... Played both guard and center on the offensive line ... Holds the conference career record for being named ACC Player of the Week nine times, breaking the previous record of eight ... Was the 11th player in league history to win the Jacobs Blocking Award twice in a career (2009-10), awarded annually to the player voted the most outstanding blocker in the ACC by a poll of head coaches and defensive coordinators ... Became only the fifth Florida State player to ever win the award ... Became the Seminoles first unanimous first-team All-American since T Alex Barron in 2004 ... Started all 14 games at left guard as a senior in 2010 ... Recorded 48 knockdowns, including 14 touchdown-resulting blocks ... Paved the way for an offensive unit that averaged 381.29 total yards, 171.43 rushing yards and 209.86 passing yards per game ... Was penalized only once on 904 offensive snaps ... Was the only member of the Seminoles offensive line to not allow a sack ... Earned ACC Offensive Lineman of the Week three times ... Only offensive lineman in the conference

to receive votes for ACC Player of the Year honors ... Earned first-team All-ACC accolades for the third-straight year, becoming the seventh player in history to earn All-ACC honors all four years ... Unanimous first-team All-America selection ... Finalist for the Outland Trophy as the best interior lineman in college football ... Started all 13 games as a junior in 2009 ... Compiled 38 knockdowns, including 12 touchdown-resulting blocks ... Did not allow a quarterback sack or pressure in 715 offensive snaps ... Led the way for an offense that averaged 149.54 rushing yards, 271.85 passing yards, and 421.38 yards of total offense per game ... Named ACC Offensive Lineman of the Week twice ... Became the fifth member of the Seminoles to win the Jacobs Blocking Award ... Selected first-team All-ACC for the second straight year ... Earned first-team All-America honors from the *NFL Draft Report* and the Football Writers Association ... Earned second-team All-America honors from the Associated Press ... Started all 13 games at left guard as a sophomore in 2008 ... Recorded a career-high 64 knockdowns and 14 touchdown-resulting blocks ... Moved from guard to center in the season opener ... Named ACC Offensive Lineman of the week three times ... Chosen first-team Sophomore All-American by the *NFL Draft Report* ... Selected to the All-ACC first-team ... Saw action in 13 games (10 starts) as a true freshman in 2007 ... Played at both left guard and left tackle ... Named a consensus first-team Freshman All-America selection and received second-team All-ACC honors ... Graduated with a degree in Recreation and Leisure.

### **PERSONAL:**

- Two-way lineman for B.C. Rain High School in Mobile, Ala., where he earned first-team all-state honors as a junior and senior.
- Recorded 47 pancake blocks as an offensive lineman and 55 tackles as a nose guard during his senior season.
- Named Florida State's sophomore class academic award winner in 2008.
- Worked at a local Kentucky Fried Chicken to help support family in high school.

### **GAMES PLAYED/GAMES STARTED**

2011 (16/1), 2012 (3/3), 2013 (15/15) — 34/19.

**PLAYOFFS:** 2013 (1/1) — 1/1.

	<div style="display: flex; justify-content: space-between; align-items: center;"> <div style="text-align: center;"> <b>A.J. JENKINS</b>  <i>WIDE RECEIVER</i> </div> <div style="text-align: center;">  <span style="font-size: 2em; font-weight: bold;">15</span> </div> </div> <div style="margin-top: 10px;"> <p>6-0 • 200 • Born: 9/30/89</p> <p>Jacksonville, Fla. • NFL Exp: 3 (2nd with Chiefs)</p> <p>GP/GS (Playoffs): 19/1 (1/0)</p> <p>Acq: T (SF)-13 • Illinois</p> </div>
---	--

### **PRO CAREER:**

- Third-year wide receiver joined the Chiefs in 2013 as part of a trade that sent WR Jon Baldwin to the San Francisco 49ers.
- Jenkins was originally a first-round pick (30th overall) in the 2012 NFL Draft by San Francisco.
- Made his NFL debut vs. Miami (12/9/12) as a member of the 49ers.
- Made his first NFL start at San Diego (12/29/13).
- Has played in three postseason games, recording one reception for 27 yards.

**TRANSACTIONS:** Acquired by Kansas City in a trade with San Francisco (8/19/13) ... Signed with San Francisco (6/20/12) ... Originally drafted in the first round (30th overall) of the 2012 NFL Draft by the San Francisco 49ers.

**KANSAS CITY (2013):** Appeared in 16 games (one start) and caught eight passes for 130 yards (16.3 avg.) and rushed two times for six yards ... Played in one postseason game and had a reception for 27 yards ... Caught his first-career NFL pass at Philadelphia for six yards (9/19).

**SAN FRANCISCO (2012):** Appeared in three games, was active in two games but did not play and was inactive for 11 contests ... Played in two postseason contests, including an NFC Divisional game vs. Green Bay (1/12/13) and Super Bowl XLVII vs. Baltimore (2/3/13) and was active but did not play in the NFC Championship game at Atlanta (1/20/13).

**COLLEGE:** Played in 46 games (26 starts) for the Fighting Illini and ranks third in school history with 167 receptions for 2,432 yards (14.6 avg.) and 19 career touchdowns ... Also added 33 kickoff returns for 773 yards (23.4 avg.) and one return touchdown ... Earned Academic All-Big Ten honors in each of his final three seasons at Illinois (2009-11) ... Was named first-team All-Big Ten as a senior in 2011, appearing in 13 games (12 starts),

recording 90 receptions for 1,276 yards (14.2 avg.) with eight touchdowns ... His 90 receptions made him just the second player in school history to register 90 receptions in a single season, joining WR David Williams who accomplished the feat on two occasions (101 receptions in 1984 and 92 receptions in 1985) ... His 1,276 receiving yards is the second-highest single-season total in school history, falling three yards shy of passing the single season mark of 1,278 yards set by Williams in 1984 ... Was named the team's co-Most Improved Offensive Player and Most Outstanding Receiver as a junior in 2010, playing 13 games (nine starts), recording 56 receptions for 746 yards with seven touchdowns ... Appeared in eight games (three starts) as a sophomore in 2009, recording 10 receptions for 123 yards (12.3 avg.) with one touchdown and added 11 kickoff returns for 204 yards (18.5 avg.) ... Played in 12 games (one start) as a true freshman in 2008, recording 11 receptions for 287 yards (26.1 avg.) with three touchdowns and adding 22 kickoff returns for 490 yards (22.3 avg.) with one return for a touchdown ... Graduated with a degree in sport management.

### **PERSONAL:**

- Attended Terry Park High School in Jacksonville, Fla., and was named to the Atlanta Journal-Constitution's Super Southern 100.
- As a senior, he registered 41 receptions for 515 yards and four touchdowns and added 40 carries for 251 yards en route to Prep Star All-Region and Super Prep All-American honors.
- Jenkins' father started an air conditioning company where A.J. would help him in the summer. Jenkins also worked at Target when he was a junior in high school.
- Born Alfred Alonzo Jenkins in Jacksonville, Fla.



### JENKINS' NFL STATISTICS

Year	Team	G-S	RECEIVING					RUSHING				
			No.	Yds.	Avg.	LG	TD	No.	Yds.	Avg.	LG	TD
2012	San Francisco	3-0	0	0	0.0	--	0	0	0	0.0	--	0
2013	Kansas City	16-1	8	130	16.3	48	0	2	6	3.0	5	0
<b>Totals</b>		<b>19-1</b>	<b>8</b>	<b>130</b>	<b>16.3</b>	<b>48</b>	<b>0</b>	<b>2</b>	<b>6</b>	<b>3.0</b>	<b>5</b>	<b>0</b>

### POSTSEASON

Year	Team	G-S	RECEIVING					RUSHING				
			No.	Yds.	Avg.	LG	TD	No.	Yds.	Avg.	LG	TD
2012	San Francisco	2-0	0	0	0.0	--	0	0	0	0.0	--	0
2013	Kansas City	1-0	1	27	27.0	27	0	0	0	0.0	--	0
<b>Totals</b>		<b>3-0</b>	<b>1</b>	<b>27</b>	<b>27.0</b>	<b>27</b>	<b>0</b>	<b>0</b>	<b>0</b>	<b>0.0</b>	<b>--</b>	<b>0</b>

### JENKINS' GAME-BY-GAME STATISTICS

#### 2013

#### CHIEFS

Date	Opp.	RECEIVING					RUSHING				
		No.	Yds.	Avg.	LG	TD	No.	Yds.	Avg.	LG	TD
9/8	@ Jacksonville	0	0	0.0	--	0	0	0	0.0	--	0
9/15	DALLAS	0	0	0.0	--	0	0	0	0.0	--	0
9/19	@ Philadelphia	1	6	6.0	6	0	0	0	0.0	--	0
9/29	N.Y. GIANTS	0	0	0.0	--	0	0	0	0.0	--	0
10/6	@ Tennessee	0	0	0.0	--	0	0	0	0.0	--	0
10/13	OAKLAND	0	0	0.0	--	0	0	0	0.0	--	0
10/20	HOUSTON	0	0	0.0	--	0	0	0	0.0	--	0
10/27	CLEVELAND	0	0	0.0	--	0	0	0	0.0	--	0
11/3	@ Buffalo	0	0	0.0	--	0	0	0	0.0	--	0
11/17	@ Denver	0	0	0.0	--	0	0	0	0.0	--	0
11/24	SAN DIEGO	1	22	22.0	22	0	0	0	0.0	--	0
12/1	DENVER	3	35	11.7	26	0	0	0	0.0	--	0
12/8	@ Washington	0	0	0.0	--	0	0	0	0.0	--	0
12/15	@ Oakland	0	0	0.0	--	0	1	5	5.0	5	0
12/22	INDIANAPOLIS	0	0	0.0	--	0	0	0	0.0	--	0
12/29	@ San Diego	3	67	22.3	48	0	1	1	1.0	1	0
<b>TOTALS</b>		<b>8</b>	<b>130</b>	<b>16.3</b>	<b>48</b>	<b>0</b>	<b>2</b>	<b>6</b>	<b>3.0</b>	<b>5</b>	<b>0</b>





1/4/14	@ Indianapolis	0	0	0.0	--	0	1	27	27.0	27	0
<b>PLAYOFF TOTALS</b>		<b>0</b>	<b>0</b>	<b>0.0</b>	<b>--</b>	<b>0</b>	<b>1</b>	<b>27</b>	<b>27.0</b>	<b>27</b>	<b>0</b>

#### 2012

#### 49ERS

Date	Opp.	RECEIVING					RUSHING				
		No.	Yds.	Avg.	LG	TD	No.	Yds.	Avg.	LG	TD
9/9	@ Green Bay					Active, Did not play					
9/16	DETROIT					Inactive					
9/23	@ Minnesota					Inactive					
9/30	@ N.Y. Jets					Inactive					
10/7	BUFFALO					Inactive					
10/14	N.Y. GIANTS					Inactive					
10/18	SEATTLE					Inactive					
10/29	@ Arizona					Inactive					
11/11	ST. LOUIS					Inactive					
11/19	CHICAGO					Inactive					
11/25	@ New Orleans					Inactive					
12/2	@ St. Louis					Active, Did not play					
12/9	MIAMI	0	0	0.0	--	0	0	0	0.0	--	0
12/16	@ New England	0	0	0.0	--	0	0	0	0.0	--	0
12/23	@ Seattle					Inactive					
12/30	ARIZONA	0	0	0.0	--	0	0	0	0.0	--	0
<b>TOTALS</b>		<b>0</b>	<b>0</b>	<b>0.0</b>	<b>--</b>	<b>0</b>	<b>0</b>	<b>0</b>	<b>0.0</b>	<b>--</b>	<b>0</b>

1/12/13	GREEN BAY	0	0	0.0	--	0	0	0	0.0	--	0
1/20/13	@ Atlanta					Active, Did not play					
2/3/13	BALTIMORE	0	0	0.0	--	0	0	0	0.0	--	0
<b>TOTALS</b>		<b>0</b>	<b>0</b>	<b>0.0</b>	<b>--</b>	<b>0</b>	<b>0</b>	<b>0</b>	<b>0.0</b>	<b>--</b>	<b>0</b>

	<b>DERRICK JOHNSON</b> LINEBACKER			<b>56</b>
	6-3 • 242 • Born: 11/22/82 Waco, Texas • NFL Exp: 10 (10th with Chiefs) GP/GS (Playoffs): 137/124 (3/3) Acq: D1-05 • Texas			

### PRO CAREER:

- 10th-year linebacker with Kansas City in 2014.
- Three-time Pro Bowler (2011, 2012, 2013).
- Named Defensive MVP of the 2013 NFL Pro Bowl.
- Named first-team All-Pro by the Associated Press and earned his first trip to the Pro Bowl after setting a franchise record with 179 tackles (131 solo) in 2011.
- Recipient of the Derrick Thomas Award as the Chiefs Most Valuable Player in 2011, as voted on by teammates.
- Ranks third in team history with 981 tackles, and is just the fourth player in Chiefs annals to reach the 900-tackle plateau.
- Wrote his name in the NFL's record books, becoming just the third LB in NFL history to score two TDs on two INT returns in a single game in a 44-24 win at Denver (1/3/10).
- Became just the fourth Chiefs player to score a pair of defensive TDs in a game and only the third to record a pair of INT return TDs in a single contest.
- Racked up 175 return yards on three interceptions in 2009, the fourth-highest total in the league.
- Earned the team's prestigious Mack Lee Hill Award in 2005, an honor bestowed on Kansas City's top rookie or first-year player.
- Joined LB Derrick Thomas (D1-89) and LB Percy Snow (D1-90) as the third Butkus Award winner to play for the Chiefs.
- Has played in 137 games (124 starts) with 981 tackles (776 solo), 62.0 tackles for loss, 22.5 sacks (-148.0 yards), 11 picks returned for 277 yards with three TDs, 58 passes defended, 19 forced fumbles, seven fumble recoveries, 52 pressures and 18 special teams stops.

**TRANSACTIONS:** Signed with Kansas City (3/25/10) ... Signed with Kansas City (7/31/05) ... Selected by Kansas City in the first round (15th overall) of the 2005 NFL Draft.

**2013:** Started 15 contests at inside linebacker, recording 107 tackles (95 solo), including 12 for loss, 4.5 sacks (-27.0 yards), two interceptions returned for 44 yards, two fumble recoveries, seven passes defended and 10 QB pressures and was inactive in one contest ... Started at right inside linebacker in the AFC Wild Card Game at Indianapolis (1/4/14) and logged three tackles (two solo).

**2012:** Started all 16 games at right inside linebacker, recording 125 tackles (110 solo),

including 12 for loss, 2.0 sacks (-10.0 yards), five QB pressures, three forced fumbles and four passes defended ... Earned his second consecutive Pro Bowl selection.

**2011:** Started 16 games at right inside linebacker ... Elected to the Pro Bowl, joining with LB Tamba Hali to become the first pair of linebackers in team history selected to the Pro Bowl in the same season since LBs Bobby Bell and Willie Lanier following the '72 season ... Named first-team All-Pro by the Associated Press ... Received the Derrick Thomas Award as the team MVP as voted on by his teammates, becoming the third linebacker in team history to win the award and the first since LB MarvCUS Patton in '99 ... Recorded a Chiefs single-season record 179 tackles (131 solo), including 11 for loss ... Added 2.0 sacks (-10.0 yards), two interceptions, 13 QB pressures, a forced fumble, a fumble recovery and five passes defended ... Posted double-digit tackle totals in 10 contests, all within a span of 11 weeks from Oct. 2 - Dec. 11 ... Produced a season-high 16 tackles at Oakland (10/23), vs. San Diego (10/31) and at New England (11/21) ... Tallied 16 tackles (15 solo), including 1.0 for a loss, 1.0 sack (-7.0 yards) and an interception to win AFC Defensive Player of the Week honors vs. San Diego (10/31).

**2010:** Started 16 contests at right inside linebacker ... Had a team-high 147 tackles (107 solo) with 6.0 tackles for loss, 1.0 sack (-11.0 yards), an INT for a TD, 13 passes defended, three QB pressures, four forced fumbles and a fumble recovery ... Named to the *USA Today* All-Joe Team ... His four forced fumbles tied for fourth in the AFC and ninth in the NFL ... Returned an interception for a 15-yard touchdown vs. Jacksonville (10/24) ... Produced a career-high 17 tackles (12 solo) and four passes defended at St. Louis (12/19) to win AFC Defensive Player of the Week honors.

**2009:** Played in 15 games on special teams ... Saw duty in 14 contests on defense with three starts ... Was inactive for one contest ... Tallied 33 tackles (24 solo) with 1.0 for loss, 1.0 sack (-7.0 yards) and three INTs for 175 yards with two TDs ... Also had one QB pressure, a forced fumble and five passes defended ... Had nine special teams tackles ... Ranked second in the AFC and fourth in the NFL with 175 interception return yards ... Was the only NFL player to post two defensive return TDs in a single game in 2009 ... Recorded four tackles, one QB pressure and a pass defended at Baltimore (9/13). Also registered a career-

long 70-yard return of an interception ... Was inactive with a groin injury at Philadelphia (9/27) ... Tallied four tackles, three passes defended and intercepted two Kyle Orton passes that he returned for a career-high 105 yards with two TDs at Denver (1/3/10) to earn AFC Defensive Player of the Week accolades. Produced 45-yard and 60-yard interception returns for scores. Became just the third linebacker and the 25th player overall in NFL history as well as the third player in Chiefs annals to register two interception returns for touchdowns in a game. His 105 interception return yards rank as the fourth-highest single-game total in franchise history and the best single-game tally in the NFL in 2009.

**2008:** Started 14 games, opening 10 games at right outside linebacker and starting the season's final four games at middle linebacker ... Was inactive for two contests ... Ranked second on the team with 90 tackles (65 solo), including five behind the line ... Also added 1.5 sacks (-12.5 yards), an interception, five passes defended and three forced fumbles ... Posted seven tackles, combined for a sack, intercepted QB Jay Cutler and forced a WR Brandon Marshall fumble to earn AFC Defensive Player of the Week honors vs. Denver (9/28), becoming the first Chiefs linebacker to win the award since 2002 ... Was inactive with a thigh injury at San Diego (11/9) and vs. New Orleans (11/16) ... Made his first career start at middle linebacker at Denver (12/7).

**2007:** Started 16 games at left outside linebacker ... Ranked third on the club with 107 tackles (91 solo) with a team-high 16 for loss ... Joined with fellow LBs Napoleon Harris (123) and Donnie Edwards (108) to give the franchise its first trio of linebackers with triple-digit tackles since '78 ... Contributed 4.0 sacks (-34.0 yards), two interceptions, seven passes defended, six QB pressures and three forced fumbles ... Tied a career high with 2.0 sacks (-18.0 yards) of Rex Grossman at Chicago (9/16). Also had seven tackles, two passes defended and a special teams stop ... Notched a sack and strip of Philip Rivers to set up a 50-yard TD return by CB Tyron Brackenridge at San Diego (9/30). Also intercepted his first career pass off of Rivers to go with three tackles and two QB pressures.

**2006:** Played in 13 games with 12 starts at left outside linebacker and was inactive for three contests ... Finished third on the team with 83 tackles (66 solo), including 5.0 for loss and two forced fumbles ... His 4.5 sacks (-22.5 yards) were third on the team ... Added four QB pressures, three passes defended and two fumble recoveries ... Collected nine tackles and 1.5 sacks of Alex Smith and forced a RB Frank Gore fumble vs. San Francisco (10/1) ... Produced five tackles and a career-high 2.0 sacks of Seneca Wallace vs. Seattle (10/29) ... Was inactive at Miami (11/12) with an ankle injury, ending a streak of 24 consecutive starts ... Amassed 12 tackles including two for loss in an AFC Wild Card Game at Indianapolis (1/6/07).

**2005:** Started all 16 games at left outside

linebacker to become the first rookie linebacker in Chiefs history to start all 16 games since LB Dino Hackett accomplished the feat in '86 ... Named the club's Mack Lee Hill Award winner, an honor bestowed on Kansas City's top rookie or first-year player ... Ranked third on the squad with 110 tackles (87 solo), with four tackles for loss, 2.0 sacks (-14.0 yards), 10 QB pressures, one fumble recovery, two forced fumbles and nine passes defended ... Recorded six special teams tackles ... His 110 tackles were the fourth-highest total ever accumulated by a Chiefs rookie and were the most by a Kansas City rookie linebacker in team history since Hackett had 140 stops in '86 ... Started vs. the New York Jets (9/11), becoming the first Chiefs rookie linebacker to start a season opener since Percy Snow vs. Minnesota (9/9/90) ... Produced a season-high 11 tackles vs. Philadelphia (10/2).

**COLLEGE:** Appeared in 50 games (40 starts) at Texas, registering 458 tackles (281 solo), a school-record 65.0 tackles for loss, 10.5 sacks and 10 interceptions returned for 199 yards with a touchdown ... Also had five fumble recoveries, 11 forced fumbles, 39 QB pressures and 30 passes defended ... Was the first player in Longhorn annals to win the Butkus Award ... Earned the Bronko Nagurski Trophy as the top collegiate defensive player in 2004 ... Opened all 12 games as a senior in 2004, finishing the year with a career-high 130 tackles (73 solo) and 2.0 sacks (-15.0 yards) ... Had an NCAA single-season record nine forced fumbles, breaking the previous mark of eight shared by Syracuse DE Dwight Freeney (2001) and Boise State S Quintin Mikell (2002) ... Also returned an interception for 18 yards, added eight passes defended and 10 QB pressures ... Was a unanimous All-America and All-Big 12 selection ... Started 13 games at weakside linebacker in 2003 as a junior, leading the club with 125 tackles (78 solo) and 20.0 stops behind the line ... Also had 2.0 sacks (-10.0 yards), three fumble recoveries, a forced fumble, four interceptions returned for 92 yards with a touchdown, nine passes defended and 10 QB pressures ... Started all 13 games as a sophomore in 2002 ... Ranked second on the club with 120 tackles (73 solo) ... Also had 2.0 sacks (-4.0 yards), 10 passes defended, four interceptions for 85 yards and 10 QB pressures ... Was a first-team All-Big 12 selection ... Played in 12 games (two starts) in 2001 as a true freshman, ranking second on the squad with 83 tackles (57 solo) and fourth with 4.5 sacks (-29.0 yards) ... Added nine QB pressures, one interception, two fumble recoveries and three passes defended ... Named *Sporting News* National Freshman of the Year ... Earned first-team Freshman All-America honors from *Sporting News* ... Chosen as the Big 12 Conference Co-Defensive Freshman of the Year ... Majored in Education.

#### **PERSONAL:**

- Registered 170 tackles (103 solo), 21.0 tackles for loss, 6.0 sacks, five forced fumbles and two interceptions, including one for a TD, as a senior at Waco High School in Waco, Texas.
- Once produced a career-high 30 tackles and

four forced fumbles in a single game.

- Also lettered twice in basketball and ran a time of 10.5 seconds in the 100-meter dash.
- Established the "King of the Field - The Derrick Johnson Foundation" in 2005 to help provide opportunities for youth to achieve in both academics and in the community.
- "King of the Field Foundation" has paired with Thrivent Financial for Lutherans, KaBOOM! and more than 200 volunteers to construct three playgrounds in Kansas City.
- Serves as a spokesperson for Lift Up America, an organization that facilitates widespread compassion by providing gifts of food and comfort to our nation's less fortunate.
- Was named the 2007 Role Model of the Year by the children of the Greater Kansas City Boys & Girls Clubs.
- Brother, Dwight, played defensive tackle

at Baylor ('96-99) and in the NFL with the Philadelphia Eagles (2000) and New York Giants (2002).

- Cousin, Bert Emanuel, was selected in the second round (45th overall) by Atlanta in '94 and played in the NFL as a wide receiver with Atlanta ('94-97), Tampa Bay ('98-99) and Miami (2000).
- Cousin, Ben Emanuel, was a defensive back at UCLA (2000-04). He was a fifth-round selection (171st overall) of Carolina in the 2005 NFL Draft.
- Cousin, Aaron Emanuel, was a standout running back at USC ('85-86, '88-89).
- Cousin, John Williams, was a defensive end at Oklahoma.
- Cousin, Kevin Emanuel, was a defensive lineman at Florida State (2000-03).

### JOHNSON'S NFL STATISTICS

Year	Team	G-S	TACKLES			SACKS		INTERCEPTIONS				FUMBLES			QB Press.
			Solos	Asst.	Total	No.	Yds.	No.	Yds.	LG	PDs	FF	FR	Yds.	
2005	Kansas City	16-16	87	23	110	2.0	14.0	0	0	--	9	2	1	0	10
2006	Kansas City	13-12	66	17	83	4.5	22.5	0	0	--	3	2	2	0	4
2007	Kansas City	16-16	91	16	107	4.0	34.0	2	18	12	7	3	0	0	6
2008	Kansas City	14-14	65	25	90	1.5	12.5	1	7	7	5	3	0	0	0
2009	Kansas City	15-3	24	9	33	1.0	7.0	3	175	70	5	1	0	0	1
2010	Kansas City	16-16	107	40	147	1.0	11.0	1	15	15	13	4	1	0	3
2011	Kansas City	16-16	131	48	179	2.0	10.0	2	18	17	5	1	1	0	13
2012	Kansas City	16-16	110	15	125	2.0	10.0	0	0	--	4	3	0	0	5
2013	Kansas City	15-15	95	12	107	4.5	27.0	2	44	41	7	0	2	0	10
<b>Totals</b>		<b>137-124</b>	<b>776</b>	<b>205</b>	<b>981</b>	<b>22.5</b>	<b>148.0</b>	<b>11</b>	<b>277</b>	<b>70</b>	<b>58</b>	<b>19</b>	<b>7</b>	<b>0</b>	<b>52</b>

**Additional Stats:** Has 18 special teams tackles – six in 2005, one in 2006, one in 2007, one in 2008 and nine in 2009. Has three INT returns for TDs – two at Denver (1/3/10) and one vs. Jacksonville (10/24/10).

### POSTSEASON

Year	Team	G-S	TACKLES			SACKS		INTERCEPTIONS				FUMBLES			QB Press.
			Solos	Asst.	Total	No.	Yds.	No.	Yds.	LG	PDs	FF	FR	Yds.	
2006	Kansas City	1-1	10	2	12	0.0	0.0	0	0	--	0	0	0	0	0
2010	Kansas City	1-1	7	1	8	0.0	0.0	0	0	--	0	0	0	0	0
2013	Kansas City	1-1	2	1	3	0.0	0.0	0	0	--	0	0	0	0	0
<b>Totals</b>		<b>3-3</b>	<b>19</b>	<b>4</b>	<b>23</b>	<b>0.0</b>	<b>0.0</b>	<b>0</b>	<b>0</b>	<b>--</b>	<b>0</b>	<b>0</b>	<b>0</b>	<b>0</b>	<b>0</b>

### SINGLE-GAME CAREER HIGHS

**Tackles:** 17 (12 solo) at St. Louis (12/19/10)

**Sacks:** 2.0 vs. Seattle (10/29/06)  
at Chicago (9/16/07)

**Passes Defensed:** 4 at St. Louis (12/19/10)

**INTs:** 2 at Denver (1/3/10)

**INT Return Yards:** 105 at Denver (1/3/10)

**Long INT Return:** 70 at Baltimore (9/13/09)

**Fumble Recoveries:** 1, seven times, last  
at Denver (11/17/13)

**Forced Fumbles:** 1, 19 times, last  
at Cleveland (12/9/12)

**QB Pressures:** 3 at New England (11/21/11)  
at Chicago (12/4/11)

### CHIEFS RECORD BOOK MOST TACKLES, CAREER

Tackles	Player	Seasons	Tackles	Player	Seasons
1. 999	Gary Spani	1978-86	4. 927	Deron Cherry	1981-91
2. 992	Art Still	1978-87	5. 883	Donnie Edwards	'96-01, '07-08
3. 981	Derrick Johnson	2005-13	6. 827	Kevin Ross	1984-93, '97

# JOHNSON'S GAME-BY-GAME STATISTICS

## 2013 CHIEFS

Date	Opp.	Tkl	Ast	Tot	TFL	Sck	INT	FR	FF	PR	PD
9/8	@ Jacksonville	7	0	7	0	0.0	0-0	0	0	1	0
9/15	DALLAS	5	1	6	0	0.0	0-0	0	0	0	0
9/19	@ Philadelphia	7	1	8	0	0.5	0-0	0	0	2	1
9/29	N.Y. GIANTS	8	1	9	1	0.0	0-0	0	0	1	1
10/6	@ Tennessee	4	1	5	1	0.0	0-0	0	0	0	0
10/13	OAKLAND	8	1	9	2	2.0	0-0	0	0	2	0
10/20	HOUSTON	5	0	5	1	1.0	0-0	1	0	1	0
10/27	CLEVELAND	12	0	12	2	0.0	0-0	0	0	1	1
11/3	@ Buffalo	4	3	7	1	0.0	0-0	0	0	0	0
11/17	@ Denver	5	0	5	0	0.0	0-0	1	0	0	0
11/24	SAN DIEGO	9	1	10	1	0.0	0-0	0	0	0	0
12/1	DENVER	9	0	9	2	0.0	0-0	0	0	0	0
12/8	@ Washington	3	1	4	0	0.0	1-41	0	0	0	2
12/15	@ Oakland	4	2	6	0	0.0	1-3	0	0	0	1
12/22	INDIANAPOLIS	5	0	5	2	1.0	0-0	0	0	2	1
12/29	@ San Diego	<i>Inactive</i>									
<b>TOTALS</b>		<b>95</b>	<b>12</b>	<b>107</b>	<b>12</b>	<b>4.5</b>	<b>2-44</b>	<b>2</b>	<b>0</b>	<b>10</b>	<b>7</b>
1/4/14	@ Indianapolis	2	1	3	0	0.0	0-0	0	0	0	0
<b>PLAYOFF TOTALS</b>		<b>2</b>	<b>1</b>	<b>3</b>	<b>0</b>	<b>0.0</b>	<b>0-0</b>	<b>0</b>	<b>0</b>	<b>0</b>	<b>0</b>

## 2012 CHIEFS

Date	Opp.	Tkl	Ast	Tot	TFL	Sck	INT	FR	FF	PR	PD
9/9	ATLANTA	7	1	8	0	0.0	0-0	0	0	1	0
9/16	@ Buffalo	7	2	9	0	0.0	0-0	0	0	0	0
9/23	@ New Orleans	5	4	9	1	1.0	0-0	0	0	2	0
9/30	SAN DIEGO	6	0	6	1	0.0	0-0	0	0	0	0
10/7	BALTIMORE	6	0	6	0	0.0	0-0	0	0	0	0
10/14	@ Tampa Bay	10	2	12	0	0.0	0-0	0	0	0	0
10/28	OAKLAND	10	0	10	3	0.0	0-0	0	0	0	1
11/1	@ San Diego	4	1	5	0	0.0	0-0	0	0	0	0
11/12	@ Pittsburgh	12	1	13	2	0.0	0-0	0	1	0	0
11/18	CINCINNATI	10	0	10	1	0.0	0-0	0	1	0	0
11/25	DENVER	4	0	4	1	0.0	0-0	0	0	1	0
12/2	CAROLINA	5	0	5	0	0.0	0-0	0	0	0	0
12/9	@ Cleveland	5	2	7	2	0.0	0-0	0	1	0	0
12/16	@ Oakland	6	2	8	1	0.0	0-0	0	0	0	1
12/23	INDIANAPOLIS	7	0	7	0	1.0	0-0	0	0	1	0
12/30	@ Denver	6	0	6	0	0.0	0-0	0	0	0	2
<b>TOTALS</b>		<b>110</b>	<b>15</b>	<b>125</b>	<b>12</b>	<b>2.0</b>	<b>0-0</b>	<b>0</b>	<b>3</b>	<b>5</b>	<b>4</b>

## 2011 CHIEFS

Date	Opp.	Tkl	Ast	Tot	TFL	Sck	INT	FR	FF	PR	PD
9/11	BUFFALO	4	2	6	0	0.0	0-0	0	0	0	0
9/18	@ Detroit	4	3	7	0	0.0	0-0	0	0	0	2
9/25	@ San Diego	7	2	9	0	0.0	0-0	0	0	2	1
10/2	MINNESOTA	9	4	13	2	0.0	0-0	0	0	1	0
10/9	@ Indianapolis	6	4	10	1	0.0	0-0	0	0	0	0
10/23	@ Oakland	12	4	16	0	0.0	0-0	0	0	2	0
10/31	SAN DIEGO	15	1	16	1	1.0	1-1	0	0	0	0
11/6	MIAMI	5	1	6	0	0.0	0-0	0	0	0	0
11/13	DENVER	7	4	11	0	0.0	0-0	0	0	0	0
11/21	@ New England	10	6	16	1	0.0	0-0	0	0	3	1
11/27	PITTSBURGH	10	3	13	1	0.0	0-0	0	0	0	0
12/4	@ Chicago	11	2	13	2	1.0	0-0	0	0	3	0
12/11	@ N.Y. Jets	13	2	15	2	0.0	0-0	1	0	0	0
12/18	GREEN BAY	8	4	12	1	0.0	0-0	0	1	0	0
12/24	OAKLAND	5	4	9	0	0.0	1-17	0	0	0	1
1/1/12	@ Denver	5	2	7	0	0.0	0-0	0	0	2	0
<b>TOTALS</b>		<b>131</b>	<b>48</b>	<b>179</b>	<b>11</b>	<b>2.0</b>	<b>2-18</b>	<b>1</b>	<b>1</b>	<b>13</b>	<b>5</b>



# JOHNSON'S GAME-BY-GAME STATISTICS

**2010**

**CHIEFS**

Date	Opp.	Tkl	Ast	Tot	TFL	Sck	INT	FR	FF	PR	PD
9/13	SAN DIEGO	10	3	13	1	0.0	0-0	0	1	0	0
9/19	@ Cleveland	8	3	11	0	0.0	0-0	0	0	0	0
9/26	SAN FRANCISCO	3	6	9	0	0.0	0-0	0	0	0	1
10/10	@ Indianapolis	9	4	13	0	0.0	0-0	0	0	1	1
10/17	@ Houston	5	2	7	0	0.0	0-0	0	0	0	0
10/24	JACKSONVILLE	4	2	6	1	0.0	1-15t	0	0	0	0
10/31	BUFFALO	8	3	11	0	0.0	0-0	0	1	1	3
11/7	@ Oakland	7	2	9	2	0.0	0-0	0	1	0	0
11/14	@ Denver	12	2	14	1	0.0	0-0	0	0	0	2
11/21	ARIZONA	3	2	5	0	0.0	0-0	0	0	1	0
11/28	@ Seattle	5	1	6	0	1.0	0-0	0	1	0	1
12/5	DENVER	2	1	3	0	0.0	0-0	0	0	0	0
12/12	@ San Diego	9	1	10	0	0.0	0-0	0	0	0	0
12/19	@ St. Louis	12	5	17	0	0.0	0-0	0	0	0	4
12/26	TENNESSEE	4	0	4	1	0.0	0-0	0	0	0	1
1/2/11	OAKLAND	6	3	9	0	0.0	0-0	1	0	0	0
<b>TOTALS</b>		<b>107</b>	<b>40</b>	<b>147</b>	<b>6</b>	<b>1.0</b>	<b>1-15</b>	<b>1</b>	<b>4</b>	<b>3</b>	<b>15</b>

1/9/11 BALTIMORE 7 1 8 1 0.0 0-0 0 0 0 0 0

**PLAYOFF TOTALS 7 1 8 1 0.0 0-0 0 0 0 0 0**

**2009**

**CHIEFS**

Date	Opp.	Tkl	Ast	Tot	TFL	Sck	INT	FR	FF	PR	PD
9/13	@ Baltimore	3	1	4	0	0.0	1-70	0	0	1	1
9/20	OAKLAND	1	0	1	0	1.0	0-0	0	0	0	0
9/27	@ Philadelphia				<i>Inactive/Groin</i>						
10/4	N.Y. GIANTS	0	0	0	0	0.0	0-0	0	0	0	0
10/11	DALLAS	0	0	0	0	0.0	0-0	0	0	0	0
10/18	@ Washington	3	1	4	0	0.0	0-0	0	0	0	0
10/25	SAN DIEGO	1	0	1	1	0.0	0-0	0	0	0	0
11/8	@ Jacksonville	1	1	2	0	0.0	0-0	0	1	0	0
11/15	@ Oakland	0	2	2	0	0.0	0-0	0	0	0	0
11/22	PITTSBURGH	6	1	7	0	0.0	0-0	0	0	0	0
11/29	@ San Diego	1	0	1	0	0.0	0-0	0	0	0	0
12/6	DENVER	1	0	1	0	0.0	0-0	0	0	0	1
12/13	BUFFALO	2	2	4	0	0.0	0-0	0	0	0	0
12/20	CLEVELAND	1	1	2	0	0.0	0-0	0	0	0	0
12/27	@ Cincinnati	0	0	0	0	0.0	0-0	0	0	0	0
1/3/10	@ Denver	4	0	4	0	0.0	2-105	0	0	0	3
<b>TOTALS</b>		<b>24</b>	<b>9</b>	<b>33</b>	<b>1</b>	<b>1.0</b>	<b>3-175</b>	<b>0</b>	<b>1</b>	<b>1</b>	<b>5</b>

**2008**

**CHIEFS**

Date	Opp.	Tkl	Ast	Tot	TFL	Sck	INT	FR	FF	PR	PD
9/7	@ New England	3	1	4	0	1.0	0-0	0	0	0	0
9/14	OAKLAND	4	2	6	0	0.0	0-0	0	0	0	0
9/21	@ Atlanta	1	1	2	0	0.0	0-0	0	0	0	0
9/28	DENVER	4	3	7	0	0.5	1-7	0	1	0	1
10/5	@ Carolina	8	1	9	0	0.0	0-0	0	0	0	1
10/19	TENNESSEE	5	2	7	1	0.0	0-0	0	0	0	0
10/26	@ N.Y. Jets	5	0	5	1	0.0	0-0	0	0	0	0
11/2	TAMPA BAY	4	1	5	0	0.0	0-0	0	0	0	0
11/9	@ San Diego				<i>Inactive/Thigh</i>						
11/16	NEW ORLEANS				<i>Inactive/Thigh</i>						
11/23	BUFFALO	2	3	5	0	0.0	0-0	0	0	0	0
11/30	@ Oakland	7	2	9	0	0.0	0-0	0	1	0	1
12/7	@ Denver	7	1	8	0	0.0	0-0	0	0	0	1
12/14	SAN DIEGO	3	2	5	0	0.0	0-0	0	0	0	0
12/21	MIAMI	5	2	7	1	0.0	0-0	0	0	0	0
12/28	@ Cincinnati	7	4	11	2	0.0	0-0	0	0	0	1
<b>TOTALS</b>		<b>65</b>	<b>25</b>	<b>90</b>	<b>5</b>	<b>1.5</b>	<b>1-7</b>	<b>0</b>	<b>2</b>	<b>0</b>	<b>5</b>

# JOHNSON'S GAME-BY-GAME STATISTICS

## 2007 CHIEFS

Date	Opp.	Tkl	Ast	Tot	TFL	Sck	INT	FR	FF	PR	PD
9/9	@ Houston	7	0	7	0	0.0	0-0	0	0	1	0
9/16	@ Chicago	5	2	7	0	2.0	0-0	0	0	0	2
9/23	MINNESOTA	8	2	10	1	0.0	0-0	0	0	0	0
9/30	@ San Diego	2	1	3	0	1.0	1-6	0	1	2	1
10/7	JACKSONVILLE	5	0	5	0	0.0	0-0	0	0	0	0
10/14	CINCINNATI	2	0	2	1	0.0	0-0	0	0	0	0
10/21	@ Oakland	10	0	10	1	0.0	0-0	0	0	0	0
11/4	GREEN BAY	7	2	9	2	0.0	0-0	0	0	0	0
11/11	DENVER	11	1	12	3	0.0	1-12	0	1	1	1
11/18	@ Indianapolis	4	1	5	2	0.0	0-0	0	0	2	1
11/25	OAKLAND	7	1	8	1	0.0	0-0	0	0	0	0
12/2	SAN DIEGO	6	1	7	1	1.0	0-0	0	1	0	0
12/9	@ Denver	2	0	2	0	0.0	0-0	0	0	0	0
12/16	TENNESSEE	7	2	9	2	0.0	0-0	0	0	0	0
12/23	@ Detroit	5	2	7	1	0.0	0-0	0	0	0	0
12/30	@ N.Y. Jets	3	1	4	1	0.0	0-0	0	0	0	2
<b>TOTALS</b>		<b>91</b>	<b>16</b>	<b>107</b>	<b>16</b>	<b>4.0</b>	<b>2-18</b>	<b>0</b>	<b>3</b>	<b>6</b>	<b>7</b>

## 2006 CHIEFS

Date	Opp.	Tkl	Ast	Tot	TFL	Sck	INT	FR	FF	PR	PD
9/10	CINCINNATI	9	0	9	0	0.0	0-0	1	0	1	0
9/17	@ Denver	3	2	5	1	0.0	0-0	0	0	1	0
10/1	SAN FRANCISCO	7	2	9	1	1.5	0-0	0	1	0	1
10/8	@ Arizona	6	2	8	1	0.0	0-0	0	0	0	0
10/15	@ Pittsburgh	5	2	7	0	0.0	0-0	0	0	1	0
10/22	SAN DIEGO	7	2	9	0	1.0	0-0	0	1	1	0
10/29	SEATTLE	2	3	5	0	2.0	0-0	0	0	0	0
11/5	@ St. Louis	1	1	2	0	0.0	0-0	0	0	0	0
11/12	@ Miami				Inactive/Ankle						
11/19	OAKLAND				Inactive/Ankle						
11/23	DENVER	1	0	1	0	0.0	0-0	0	0	0	0
12/3	@ Cleveland				Inactive/Ankle						
12/10	BALTIMORE	6	1	7	0	0.0	0-0	0	0	0	0
12/17	@ San Diego	6	1	7	2	0.0	0-0	0	0	0	2
12/23	@ Oakland	9	0	9	0	0.0	0-0	1	0	0	0
12/31	JACKSONVILLE	4	1	5	0	0.0	0-0	0	0	0	0
<b>TOTALS</b>		<b>66</b>	<b>17</b>	<b>83</b>	<b>5</b>	<b>4.5</b>	<b>0-0</b>	<b>2</b>	<b>2</b>	<b>4</b>	<b>3</b>
1/6/07	@ Indianapolis	10	2	12	2	0.0	0-0	0	0	0	0
<b>PLAYOFF TOTALS</b>		<b>10</b>	<b>2</b>	<b>12</b>	<b>2</b>	<b>0.0</b>	<b>0-0</b>	<b>0</b>	<b>0</b>	<b>0</b>	<b>0</b>

## 2005 CHIEFS

Date	Opp.	Tkl	Ast	Tot	TFL	Sck	INT	FR	FF	PR	PD
9/11	N.Y. JETS	7	1	8	0	1.0	0-0	0	1	2	1
9/18	@ Oakland	6	4	10	0	0.0	0-0	1	0	0	0
9/26	@ Denver	5	2	7	0	0.0	0-0	0	1	0	0
10/2	PHILADELPHIA	9	2	11	0	0.0	0-0	0	0	0	1
10/16	WASHINGTON	9	1	10	0	0.0	0-0	0	0	1	0
10/21	@ Miami	3	2	5	0	0.0	0-0	0	0	1	0
10/30	@ San Diego	8	1	9	0	0.0	0-0	0	0	2	1
11/6	OAKLAND	4	1	5	0	0.0	0-0	0	0	2	0
11/13	@ Buffalo	6	2	8	0	0.0	0-0	0	0	0	1
11/20	@ Houston	4	1	5	0	0.0	0-0	0	0	2	2
11/27	NEW ENGLAND	3	0	3	0	0.0	0-0	0	0	0	1
12/4	DENVER	3	3	6	0	1.0	0-0	0	0	0	1
12/11	@ Dallas	3	1	4	0	0.0	0-0	0	0	0	0
12/17	@ N.Y. Giants	6	2	8	0	0.0	0-0	0	0	0	1
12/24	SAN DIEGO	5	0	5	1	0.0	0-0	0	0	0	0
1/1/06	CINCINNATI	6	0	6	3	0.0	0-0	0	0	0	0
<b>TOTALS</b>		<b>87</b>	<b>23</b>	<b>110</b>	<b>4</b>	<b>2.0</b>	<b>0-0</b>	<b>1</b>	<b>2</b>	<b>10</b>	<b>9</b>



# JAMES-MICHAEL JOHNSON

LINEBACKER



52

6-1 • 240 • Born: 8/20/89  
Fairfield, Calif. • NFL Exp: 3 (2nd with Chiefs)  
GP/GS (Playoffs) 26/9 (0/0)  
Acq: W (CLE)-13 • Nevada

## PRO CAREER:

- Third-year linebacker joined Kansas City after being claimed off waivers from Cleveland prior to the start of the 2013 season after spending training camp with the Browns.
- Played in 16 games (one start) and recorded nine solo tackles, 1.0 sack, one pass defended, one fumble recovery and a pressure in his first season with the Chiefs before being placed on IR on Dec. 31.
- Originally entered the NFL as a fourth-round draft pick (120th overall) of the Cleveland Browns in the 2012 NFL Draft.

**TRANSACTIONS:** Claimed by Kansas City via waivers from Cleveland (9/1/13) ... Released by Cleveland (8/31/13) ... Signed with Cleveland (5/9/13) ... Originally entered the NFL as a fourth-round draft pick (120th overall) of the Cleveland Browns in the 2012 NFL Draft.

**2013:** Played in all 16 contests (one start) on special teams and three on defense, recording nine solo tackles, 1.0 sack (-7.0 yards) a forced fumble, a pass defended and eight special teams tackles ... Placed on IR with an ankle injury on Dec. 31.

**CLEVELAND (2012):** Played in 10 games (eight starts), posting 32 tackles to go along with three special teams stops ... Inactive

for the first four games of the regular season with an oblique injury ... Placed on injured reserve with a knee injury on Dec. 18.

**COLLEGE:** Played in 54 games (50 starts) in four seasons at the University of Nevada ... Totaled 299 tackles, 8.5 sacks, seven forced fumbles, three interceptions and two fumble recoveries ... Started all 13 contests as a senior in 2011, posting 101 tackles, 2.5 sacks, two forced fumbles, one fumble recovery and one interception ... Posted 88 tackles, including eight tackles for loss, 2.5 sacks (-17.0 yards), three forced fumbles, one fumble recovery and two passes defended as a junior in 2010 ... Started all 12 games at outside linebacker, recording 57 tackles, including 11.5 for loss, five passes defended and one interception as a sophomore in 2009 ... Played in 13 games (10 starts), grabbing 49 tackles, including 12.5 tackles for loss, as a redshirt freshman in 2008 ... Added an interception and a forced fumble ... Redshirted as a freshman in 2007 ... Majored in psychology at Nevada.

## PERSONAL:

- Prepped at Rodriguez High School in Fairfield, Calif., setting the school record for career sacks.
- Also played basketball and baseball.
- Native of Vallejo, Calif.

## JOHNSON'S NFL STATISTICS

Year	Team	G-S	TACKLES			SACKS		INTERCEPTIONS					FUMBLES		
			Solos	Asst.	Total	No.	Yds.	No.	Yds.	LG	TDs	PDs	FF	FR	Yds.
2012	Cleveland	10-8	17	15	32	0.0	0.0	0	0	--	0	0	0	0	0
2013	Kansas City	16-1	9	0	9	1.0	7.0	0	0	--	0	1	1	0	0
<b>Totals</b>		<b>26-9</b>	<b>26</b>	<b>15</b>	<b>41</b>	<b>1.0</b>	<b>7.0</b>	<b>0</b>	<b>0</b>	<b>--</b>	<b>0</b>	<b>1</b>	<b>1</b>	<b>0</b>	<b>0</b>

**Additional Stats:** Has 10 special teams tackles - seven in 2013, three in 2012.

## POSTSEASON

Year	Team	G-S	TACKLES			SACKS		INTERCEPTIONS					FUMBLES		
			Solos	Asst.	Total	No.	Yds.	No.	Yds.	LG	TDs	PDs	FF	FR	Yds.
2013	Kansas City	0-0	0	0	0	0.0	0.0	0	0	--	0	0	0	0	0
<b>Totals</b>		<b>0-0</b>	<b>0</b>	<b>0</b>	<b>0</b>	<b>0.0</b>	<b>0.0</b>	<b>0</b>	<b>0</b>	<b>--</b>	<b>0</b>	<b>0</b>	<b>0</b>	<b>0</b>	<b>0</b>

## SINGLE-GAME CAREER HIGHS

**Tackles:** 9 (four solo) vs. San Diego (10/28/12)  
**Sacks:** 1.0, at San Diego (12/29/13)

**Forced Fumbles:** 1, at Washington (12/8/13)  
**Passes Defensed:** 1, at Washington (12/8/13)

# JOHNSON'S GAME-BY-GAME STATISTICS

## 2013 CHIEFS

Date	Opp.	Tkl	Ast	Tot	TFL	Sck	INT	FR	FF	PR	PD
9/8	@ Jacksonville	0	0	0	0	0.0	0-0	0	0	0	0
9/15	DALLAS	0	0	0	0	0.0	0-0	0	0	0	0
9/19	@ Philadelphia	0	0	0	0	0.0	0-0	0	0	0	0
9/29	N.Y. GIANTS	0	0	0	0	0.0	0-0	0	0	0	0
10/6	@ Tennessee	0	0	0	0	0.0	0-0	0	0	0	0
10/13	OAKLAND	0	0	0	0	0.0	0-0	0	0	0	0
10/20	HOUSTON	0	0	0	0	0.0	0-0	0	0	0	0
10/27	CLEVELAND	0	0	0	0	0.0	0-0	0	0	0	0
11/3	@ Buffalo	0	0	0	0	0.0	0-0	0	0	0	0
11/17	@ Denver	0	0	0	0	0.0	0-0	0	0	0	0
11/24	SAN DIEGO	0	0	0	0	0.0	0-0	0	0	0	0
12/1	DENVER	0	0	0	0	0.0	0-0	0	0	0	0
12/8	@ Washington	2	0	2	0	0.0	0-0	0	1	0	1
12/15	@ Oakland	2	0	2	0	0.0	0-0	0	0	0	0
12/22	INDIANAPOLIS	0	0	0	0	0.0	0-0	0	0	0	0
12/29	@ San Diego	5	0	5	1	1.0	0-0	0	0	1	0
<b>TOTALS</b>		<b>9</b>	<b>0</b>	<b>9</b>	<b>1</b>	<b>1.0</b>	<b>0-0</b>	<b>0</b>	<b>1</b>	<b>1</b>	<b>1</b>


1/4/14 @ Indianapolis

*Injured Reserve/Ankle*


**PLAYOFF TOTALS**      **0**   **0**   **0**   **0**   **0.0**   **0-0**   **0**   **0**   **0**   **0**

## 2012 BROWNS

Date	Opp.	Tkl	Ast	Tot	TFL	Sck	INT	FR	FF	PR	PD
9/9	PHILADELPHIA						<i>Inactive/Oblique</i>				
9/16	@ Cincinnati						<i>Inactive/Oblique</i>				
9/23	BUFFALO						<i>Inactive/Oblique</i>				
9/27	@ Baltimore						<i>Inactive/Oblique</i>				
10/7	@ N.Y. Giants	0	0	0	0	0.0	0-0	0	0	0	0
10/14	CINCINNATI	1	1	2	0	0.0	0-0	0	0	0	0
10/21	@ Indianapolis	0	1	1	0	0.0	0-0	0	0	0	0
10/28	SAN DIEGO	4	5	9	1	0.0	0-0	0	0	0	0
11/4	BALTIMORE	4	2	6	0	0.0	0-0	0	0	0	0
11/18	@ Dallas	3	1	4	0	0.0	0-0	0	0	0	0
11/25	PITTSBURGH	3	1	4	1	0.0	0-0	0	0	0	0
12/2	@ Oakland	0	0	0	0	0.0	0-0	0	0	0	0
12/9	KANSAS CITY	0	2	2	0	0.0	0-0	0	0	0	0
12/16	WASHINGTON	2	2	4	0	0.0	0-0	0	0	0	0
12/23	@ Denver						<i>Injured Reserve/Knee</i>				
12/30	@ Pittsburgh						<i>Injured Reserve/Knee</i>				
<b>TOTALS</b>		<b>17</b>	<b>15</b>	<b>32</b>	<b>2</b>	<b>0.0</b>	<b>0-0</b>	<b>0</b>	<b>0</b>	<b>0</b>	<b>0</b>



**TRAVIS  
KELCE**  
TIGHT END



87

6-5 • 260 • Born: 10/5/89  
 Cleveland Heights, Ohio • NFL Exp: 1 (2nd with Chiefs)  
 GP/GS (Playoffs): 1/0 (0/0)  
 Acq: D3a-13 • Cincinnati

### PRO CAREER:

- First-year tight end spent the majority of the 2013 season on the club's injured reserve list.
- Originally entered the league as the first of two Kansas City third-round draft selections (63rd overall) in the 2013 NFL Draft.

**TRANSACTIONS:** Signed with Kansas City (6/6/13) ... Originally entered the NFL as the first of two Kansas City third-round draft picks (63rd overall) in the 2013 NFL Draft.

**KANSAS CITY (2013):** Played on special teams vs. Dallas and was inactive for four contests before being placed on the injured reserve list on Oct. 12 with a knee injury.

**COLLEGE:** Played in 35 games (12 starts) at Cincinnati ... Spent the bulk of his 11-game freshman campaign being utilized as a quarterback ... Caught 59 passes for 875 yards (14.83 avg.) and 10 touchdowns, adding 47 yards

and two scores on eight carries (5.88 avg.), in addition to recording two tackles (one solo) with a 13-yard kickoff return while completing his only pass attempt for a 39-yard touchdown ... In 21 games as a tight end, he snared 59-of-71 passes targeted to him, as his success rate (83.10 pct.) was the best for any active player in the collegiate ranks.

### PERSONAL:

- Majored in exploratory studies.
- Three-year letterwinner at quarterback at Cleveland Heights High School.
- Recognized with All-Lake Erie League honors after totaling 2,539 yards of total offense as a senior and collected 1,016 yards rushing, including 10 touchdowns and 1,523 passing yards on 103-of-198 attempts, with 21 scores and eight interceptions in 2007.
- Brother Jason plays center for the Eagles.

### KELCE'S NFL STATISTICS

Year	Team	G-S	No.	RECEIVING				No.	RUSHING			
				Yds.	Avg.	LG	TD		Yds.	Avg.	LG	TD
2013	Kansas City	1-0	0	0	0.0	--	0	0	0	0.0	--	0
<b>Totals</b>		<b>1-0</b>	<b>0</b>	<b>0</b>	<b>0.0</b>	<b>--</b>	<b>0</b>	<b>0</b>	<b>0</b>	<b>0.0</b>	<b>--</b>	<b>0</b>

POSTSEASON												
Year	Team	G-S	No.	Yds.	Avg.	LG	TD	No.	Yds.	Avg.	LG	TD
2013	Kansas City	0-0	0	0	0.0	--	0	0	0	0.0	--	0
<b>Totals</b>		<b>0-0</b>	<b>0</b>	<b>0</b>	<b>0.0</b>	<b>--</b>	<b>0</b>	<b>0</b>	<b>0</b>	<b>0.0</b>	<b>--</b>	<b>0</b>

### SINGLE-GAME CAREER HIGHS



<b>Receptions:</b>	<b>Long Reception:</b>
<b>Receiving Yards:</b>	<b>Touchdowns:</b>



# KELCE'S GAME-BY-GAME STATISTICS

**2013  
CHIEFS**

Date	Opp.	RECEIVING					RUSHING				
		No.	Yds.	Avg.	LG	TD	No.	Yds.	Avg.	LG	TD
9/8	@ Jacksonville					<i>Did Not Play</i>					
9/15	DALLAS	0	0	0.0	--	0	0	0	0.0	--	0
9/19	@ Philadelphia					<i>Inactive</i>					
9/29	N.Y. GIANTS					<i>Inactive</i>					
10/6	@ Tennessee					<i>Inactive</i>					
10/13	OAKLAND					<i>Injured Reserve/Knee</i>					
10/20	HOUSTON					<i>Injured Reserve/Knee</i>					
10/27	CLEVELAND					<i>Injured Reserve/Knee</i>					
11/3	@ Buffalo					<i>Injured Reserve/Knee</i>					
11/17	@ Denver					<i>Injured Reserve/Knee</i>					
11/24	SAN DIEGO					<i>Injured Reserve/Knee</i>					
12/1	DENVER					<i>Injured Reserve/Knee</i>					
12/8	@ Washington					<i>Injured Reserve/Knee</i>					
12/15	@ Oakland					<i>Injured Reserve/Knee</i>					
12/22	INDIANAPOLIS					<i>Injured Reserve/Knee</i>					
12/29	@ San Diego					<i>Injured Reserve/Knee</i>					
<b>TOTALS</b>		<b>0</b>	<b>0</b>	<b>0.0</b>	<b>--</b>	<b>0</b>	<b>0</b>	<b>0</b>	<b>0.0</b>	<b>--</b>	<b>0</b>
1/4/14	@ Indianapolis					<i>Injured Reserve/Knee</i>					
<b>PLAYOFF TOTALS</b>		<b>0</b>	<b>0</b>	<b>0.0</b>	<b>--</b>	<b>0</b>	<b>0</b>	<b>0</b>	<b>0.0</b>	<b>--</b>	<b>0</b>

	<b>ERIC KUSH</b> CENTER	 <b>64</b>
	6-4 • 313 • Born: 9/9/89 Bridgeville, Pa. • NFL Exp: 2 (2nd with Chiefs) GP/GS (Playoffs): 3/1 (0/0) Acq: D6a-13 • California (Pa.)	

### PRO CAREER:

- Second-year offensive lineman played in three games (one start) in his first NFL season in 2013.
- Drafted by the Chiefs with the first of two sixth-round picks (170th overall) in the 2013 NFL Draft.
- Saw his first NFL action as a reserve center at Jacksonville (9/8/13).
- Made his first NFL start at San Diego (12/29/13).
- Played collegiately at California (Pa.) with Chiefs G Rishaw Johnson.

**TRANSACTIONS:** Signed with Kansas City (5/10/13) ... Originally entered the NFL as the first of Kansas City's two sixth-round pick (170th overall) in the 2013 NFL Draft.

**2013:** Played in two games (one start) on offense and one game on special teams and was inactive for 13 contests ... Was inactive in an AFC Wild Card Game at Indianapolis (1/4/14).

**COLLEGE:** Appeared in 49 games (31 starts) in five years at California University (Pa.) ... Selected to the East-West Shrine Game as

a senior in 2012 ... Also named D2Football.com second-team All-American, Don Hansen Third-Team All-Region, AllPSAC West First-Team while starting all 11 games (10 at center, one at left tackle) ... Opened 12 games at center and earned the DeMichela Award ... Started nine games at left tackle as a sophomore in 2010 ... Appeared in 15 games as a reserve lineman and on special teams as a redshirt freshman in 2009 ... Appeared in two games as a true freshman before being granted a medical redshirt ... Majored in justice studies at California University of Pennsylvania.

### PERSONAL:

- Prepped at Chartiers Valley, earning second-team all-state honors, first-team all-conference and was an East-West All-Star.

### GAMES PLAYED/GAMES STARTED

2013 (3/1) — 3/1. **PLAYOFFS:** 2013 (0/0) — 0/0.



**JEFF  
LINKENBACH**  
OFFENSIVE LINE



**74**

6-6 • 325 • Born: 6/9/87  
 Sandusky, Ohio • NFL Exp: 5 (1st with Chiefs)  
 GP/GS (Playoffs): 60/33 (4/2)  
 Acq: UFA-14 • Cincinnati

### PRO CAREER:

- Fifth-year offensive lineman has played in 60 games (33 starts).
- Has also seen action in four postseason contests (two starts).
- Has played all four offensive line positions.
- Offensive lineman joined the Chiefs as a free agent on 3/12/14.
- Made his first career start at Denver (9/26/11).

**TRANSACTIONS:** Signed with Kansas City as a UFA (3/12/14) ... Signed by the Colts as an undrafted free agent (4/30/10).

**INDIANAPOLIS (2010-13):** Played in 60 games (33 starts) on the offensive line and special teams ... Has seen action in four postseason contests (two starts).

**2013:** Played in 12 games (5 starts) on the offensive line and was inactive in four contests and saw action in two postseason games.

**2012:** Played in 16 games with four starts at left guard and four starts at right tackle ... Started in his second career playoff game at left guard at Baltimore (1/6/13).

**2011:** Started all 16 games splitting the time between left and right tackle.

**2010:** Played in 16 games including four

starts with three at right guard and one at left tackle... Started in the Wild Card playoff game vs. NY Jets (1/8/11) ... Made his first career start at Denver (9/26).


**COLLEGE:** Appeared in 50 games (42 starts) at offensive tackle for the University of Cincinnati ... Started 13 games as a senior and helped the team rush for 1,803 yards while running backs amassed 23 touchdowns ... Won the starting role as a freshman and garnered the school's Offensive Newcomer of the Year.

### PERSONAL:

- Attended Margaretta High School in Castalia, Ohio.
- Was a two-time all-league and all-district selection.
- Was a three-year starter and participated on the Academic Challenge Team.


### GAMES PLAYED/GAMES STARTED

2010 IND (16/4), 2011 IND (16/16), 2012 IND (16/8), 2013 IND (12/5) — 31/27.  
**PLAYOFFS:** 2010 IND (1/1), 2012 IND (1/1), 2013 IND (2/0) — 4/2.



# JOSH MARTIN

LINEBACKER/DEFENSIVE END



# 95

6-3 • 245 • Born: 11/7/91  
Aurora, Colo. • NFL Exp: 2 (2nd with Chiefs)  
GP/GS (Playoffs): 5/1 (1/0)  
Acq: FA-13 • Columbia (N.Y.)

## PRO CAREER:

- Second-year linebacker/defensive end signed with the Chiefs as an undrafted free agent out of Columbia (N.Y.) on May 1, 2013.
- Saw his first NFL action vs. Denver (12/8/13).
- Made his first NFL start at San Diego (12/29/13).

**TRANSACTIONS:** Signed to Kansas City's active roster from the practice squad (11/30) ... Added to Kansas City's practice squad (9/25/13) ... Waived by Kansas City (9/24/13) ... Signed as a rookie free agent with Kansas City (5/1/13).

**2013:** Played in five contests (one start) and was inactive in the first three contests before spending eight weeks on the practice squad and then being signed to the active roster again ... Had three solo tackles, three special teams

tackles and one forced fumble on special teams ... Played on special teams in an AFC Wild Card game at Indianapolis (1/4/14), recording a special teams stop.

**COLLEGE:** Played in 30 games for Columbia University in the City of New York, tallying 140 tackles (85 solo), 29.5 tackles for loss, 17.5 sacks (-118.0 yards), two forced fumbles, five fumble recoveries and two passes defended ... Earned first-team Ivy League honors his senior year ... Earned Ivy League Co-Defensive Player of the Week after having three of the team's six sacks in the Empire State Bowl win over Cornell.

## PERSONAL:

- Played both offense and defense at Cherokee Trail High School in Aurora, Colo.

## MARTIN'S NFL STATISTICS

		TACKLES				SACKS		INTERCEPTIONS				FUMBLES			QB
Year	Team	G-S	Solos	Asst.	Total	No.	Yds.	No.	Yds.	LG	PDs	FF	FR	Yds.	Press.
2013	Kansas City	5-1	8	1	9	0.0	0.0	0	0	--	0	0	0	0	0
Totals		5-1	8	1	9	0.0	0.0	0	0	--	0	0	0	0	0
<b>Additional Stats:</b> Has three special teams tackles in 2013. Has a forced fumble on special teams, forcing a CB Taiwan Jones fumble on a kickoff return at Oakland (12/15/13).															
POSTSEASON															
		TACKLES				SACKS		INTERCEPTIONS				FUMBLES			
Year	Team	G-S	Solos	Asst.	Total	No.	Yds.	No.	Yds.	LG	TDs	PDs	FF	FR	Yds.
2013	Kansas City	1-0	0	0	0	0.0	0.0	0	0	--	0	0	0	0	0
Totals		1-0	0	0	0	0.0	0.0	0	0	--	0	0	0	0	0



**Additional Stats:** Recorded a special teams tackle (1/4/14).

# MARTIN'S GAME-BY-GAME STATISTICS

## 2013 CHIEFS

Date	Opp.	Tkl	Ast	Tot	TFL	Sck	INT	FR	FF	PR	PD
9/8	@ Jacksonville					Inactive					
9/15	DALLAS					Inactive					
9/19	@ Philadelphia					Inactive					
9/29	N.Y. GIANTS					Practice Squad					
10/6	@ Tennessee					Practice Squad					
10/13	OAKLAND					Practice Squad					
10/20	HOUSTON					Practice Squad					
10/27	CLEVELAND					Practice Squad					
11/3	@ Buffalo					Practice Squad					
11/17	@ Denver					Practice Squad					
11/24	SAN DIEGO					Practice Squad					
12/1	DENVER	0	0	0	0	0.0	0-0	0	0	0	0
12/8	@ Washington	0	0	0	0	0.0	0-0	0	0	0	0
12/15	@ Oakland	0	0	0	0	0.0	0-0	0	0	0	0
12/22	INDIANAPOLIS	3	0	3	0	0.0	0-0	0	0	0	0
12/29	@ San Diego	5	1	6	0	0.0	0-0	0	0	0	0
<b>TOTALS</b>		<b>8</b>	<b>1</b>	<b>9</b>	<b>0</b>	<b>0.0</b>	<b>0-0</b>	<b>0</b>	<b>0</b>	<b>0</b>	<b>0</b>
1/4/14	@ Indianapolis	0	0	0	0	0.0	0-0	0	0	0	0
<b>TOTALS</b>		<b>0</b>	<b>0</b>	<b>0</b>	<b>0</b>	<b>0.0</b>	<b>0-0</b>	<b>0</b>	<b>0</b>	<b>0</b>	<b>0</b>



	<div style="display: flex; justify-content: space-between; align-items: center;"> <div style="text-align: center;"> <b>JOSH MAUGA</b>  LINEBACKER </div> <div style="text-align: center;">  <span style="font-size: 2em; font-weight: bold;">90</span> </div> </div> <div style="margin-top: 10px;"> <p>6-1 • 245 • Born: 6/20/87</p> <p>Fallon, Nevada • NFL Exp: 5 (1st with Chiefs)</p> <p>GP/GS (Playoffs) 29/1 (3/0)</p> <p>Acq: FA-14 • Nevada</p> </div>
---	---

### PRO CAREER:

- Fifth-year linebacker enters his first season with the Chiefs.
- Has played in 29 games (one start) in four seasons, recording 21 tackles (12 solo), including two tackles for loss, one interception returned 11 yards, one pass defended, one QB hit and 40 special teams tackles.
- Has seen action in three postgame contests and recorded three special teams tackles.
- Spent the 2013 season on injured reserve with a back injury.
- Originally entered the NFL as an undrafted free agent with the N.Y. Jets on Aug. 17, 2009.

**TRANSACTIONS:** Signed by Kansas city (7/24/14) ... Re-signed by the N.Y. Jets (3/11/13) ... Elevated to the active Jets active roster (10/26/10) ... Signed to the Jets practice squad (9/7/10) ... Released by the N.Y. Jets (9/4/10) ... Signed by the N.Y. Jets (1/6/10) ... Released by the Jets (12/19/09) ... Signed to the Jets practice squad (12/10/09) ... Waived/Injured by the N.Y. Jets (8/28/09) ... Originally entered the NFL as an undrafted free agent with the N.Y. Jets (8/17/09).

**N.Y. JETS (2009-13):** Played in 29 games (one start) and logged 21 tackles (12 solo), including two tackles for loss, one interception returned 11 yards, one pass defended and one QB hit ... Also logged 40 special teams tackles ... Saw action in three postgame contests.

**2013:** Spent the season on the clubs injured reserve list with a back injury.

**2012:** Played in five games and recorded three tackles (two solo) and five special teams

stops before being placed on injured reserve with a torn pectoral muscle.

**2011:** Played all 16 games (one start), recording 16 tackles (nine solo), including one behind the line of scrimmage, one interception returned 11 yards and one pass defended ... Also recorded 20 special teams stops.

**2010:** Played in eight games and recorded two tackles (one solo), one QB hit and one tackle for loss ... Saw action in three postseason contests and recorded three special teams stops.

**2009:** Signed to the club as an undrafted free agent during the preseason (8/17/09) and waived/injured before the start of regular season (8/28/09) ... Later signed to the practice squad (12/10/09) where he spent the rest of the season.

**COLLEGE:** Four-year letterman at Nevada, playing in 45 games and recorded 224 tackles (121 solo), 7.0 sacks (-46.0 yards), four interceptions returned 75 yards, seven passes defended, five forced fumbles and two fumble recoveries ... Was the WAC leader in tackles (11.7 per game avg.) through the first seven games of the 2007 season before suffering an MCL injury that kept him out until he posted 11 tackles in the bowl loss to New Mexico.

### PERSONAL:

- Named the 2004 High Desert League Defensive Player of the Year as a senior at Churchill County High School.
- Earned all-league honors as a running back as a junior and senior at Churchill County High School.
- Was a top-ranked heavyweight wrestler in the state of Nevada.
- Majored in business at Nevada.

### MAUGA'S NFL STATISTICS

Year	Team	G-S	TACKLES			SACKS		INTS			FUMBLES			QB Press.
			Solos	Asst.	Total	No.	Yds.	No.	Yds.	PDs	FF	FR	Yds.	
2009	N.Y. Jets	0-0	0	0	0	0.0	0.0	0	0	0	0	0	0	0
2010	N.Y. Jets	8-0	1	1	2	0.0	0.0	0	0	0	0	0	0	1
2011	N.Y. Jets	16-1	9	7	16	0.0	0.0	1	11	1	0	0	0	0
2012	N.Y. Jets	5-0	2	1	3	0.0	0.0	0	0	0	0	0	0	0
2013	N.Y. Jets	0-0	0	0	0	0.0	0.0	0	0	0	0	0	0	0

**Totals** 29-1 12 9 21 0.0 0.0 1 11 1 0 0 0 1

**Additional Statistics:** Has 40 special teams tackles -- five in 2012, 20 in 2011 and 15 in 2010.

### POSTSEASON

Year	Team	G-S	TACKLES			SACKS		INTERCEPTIONS			FUMBLES		
			Solos	Asst.	Total	No.	Yds.	No.	Yds.	LG	TDs	PDs	FF
2010	N.Y. Jets	3-0	0	0	0	0.0	0.0	0	0	--	0	0	0
<b>Totals</b>		<b>3-0</b>	<b>0</b>	<b>0</b>	<b>0</b>	<b>0.0</b>	<b>0.0</b>	<b>0</b>	<b>0</b>	<b>--</b>	<b>0</b>	<b>0</b>	<b>0</b>

**Additional Statistics:** Has five special teams tackles -- five in 2010.

### MAUGA'S GAME-BY-GAME STATISTICS

#### 2013

#### JETS

Date	Opp.	Tkl	Ast	Tot	TFL	Sck	INT	FR	FF	PR	PD
9/8	TAMPA BAY				Injured Reserve/Back						
9/12	@ New England				Injured Reserve/Back						
9/22	BUFFALO				Injured Reserve/Back						
9/29	@ Tennessee				Injured Reserve/Back						
10/7	@ Atlanta				Injured Reserve/Back						
10/13	PITTSBURGH				Injured Reserve/Back						
10/20	NEW ENGLAND				Injured Reserve/Back						
10/27	@ Cincinnati				Injured Reserve/Back						
11/3	NEW ORLEANS				Injured Reserve/Back						
11/17	@ Buffalo				Injured Reserve/Back						
11/24	@ Baltimore				Injured Reserve/Back						
12/1	MIAMI				Injured Reserve/Back						
12/8	OAKLAND				Injured Reserve/Back						
12/15	@ Carolina				Injured Reserve/Back						
12/22	CLEVELAND				Injured Reserve/Back						
12/29	@ Miami				Injured Reserve/Back						
<b>TOTALS</b>		<b>0</b>	<b>0</b>	<b>0</b>	<b>0</b>	<b>0.0</b>	<b>0-0</b>	<b>0</b>	<b>0</b>	<b>0</b>	<b>0</b>

#### 2012

#### JETS

Date	Opp.	Tkl	Ast	Tot	TFL	Sck	INT	FR	FF	PR	PD
9/9	BUFFALO	0	0	0	0	0.0	0-0	0	0	0	0
9/16	@ Pittsburgh	0	0	0	0	0.0	0-0	0	0	0	0
9/23	@ Miami	0	0	0	0	0.0	0-0	0	0	0	0
9/30	SAN FRANCISCO	0	0	0	0	0.0	0-0	0	0	0	0
10/8	HOUSTON	2	1	3	0	0.0	0-0	0	0	0	0
10/14	INDIANAPOLIS				Injured Reserve/Torn Pectoral						
10/21	@ New England				Injured Reserve/Torn Pectoral						
10/28	MIAMI				Injured Reserve/Torn Pectoral						
11/11	@ Seattle				Injured Reserve/Torn Pectoral						
11/18	@ St. Louis				Injured Reserve/Torn Pectoral						
11/22	NEW ENGLAND				Injured Reserve/Torn Pectoral						
12/2	ARIZONA				Injured Reserve/Torn Pectoral						
12/9	@ Jacksonville				Injured Reserve/Torn Pectoral						
12/17	@ Tennessee				Injured Reserve/Torn Pectoral						
12/23	SAN DIEGO				Injured Reserve/Torn Pectoral						
12/30	@ Buffalo				Injured Reserve/Torn Pectoral						
<b>TOTALS</b>		<b>2</b>	<b>1</b>	<b>3</b>	<b>0</b>	<b>0.0</b>	<b>0-0</b>	<b>0</b>	<b>0</b>	<b>0</b>	<b>0</b>

**MAUGA'S GAME-BY-GAME STATISTICS**

**2011  
JETS**



Date	Opp.	Tkl	Ast	Tot	TFL	Sck	INT	FR	FF	PR	PD
9/11	DALLAS	0	0	0	0	0.0	0-0	0	0	0	0
9/18	JACKSONVILLE	1	2	3	0	0.0	1-11	0	0	0	1
9/25	@ Oakland	0	0	0	0	0.0	0-0	0	0	0	0
10/2	@ Baltimore	2	0	2	0	0.0	0-0	0	0	0	0
10/9	@ New England	0	0	0	0	0.0	0-0	0	0	0	0
10/17	MIAMI	0	0	0	0	0.0	0-0	0	0	0	0
10/23	SAN DIEGO	1	0	1	0	0.0	0-0	0	0	0	0
11/6	@ Buffalo	0	0	0	0	0.0	0-0	0	0	0	0
11/13	NEW ENGLAND	0	0	0	0	0.0	0-0	0	0	0	0
11/17	@ Denver	1	0	1	0	0.0	0-0	0	0	0	0
11/27	BUFFALO	1	0	1	0	0.0	0-0	0	0	0	0
12/4	@ Washington	1	1	2	0	0.0	0-0	0	0	0	0
12/11	KANSAS CITY	0	1	1	0	0.0	0-0	0	0	0	0
12/18	@ Philadelphia	1	0	1	0	0.0	0-0	0	0	0	0
12/24	N.Y. GIANTS	0	0	0	0	0.0	0-0	0	0	0	0
1/1/12	@ Miami	4	0	4	0	0.0	0-0	0	0	0	0
<b>TOTALS</b>		<b>9</b>	<b>7</b>	<b>16</b>	<b>0</b>	<b>0.0</b>	<b>1-11</b>	<b>0</b>	<b>0</b>	<b>0</b>	<b>1</b>

**2010  
JETS**

Date	Opp.	Tkl	Ast	Tot	TFL	Sck	INT	FR	FF	PR	PD
9/13	BALTIMORE						<i>Practice Squad</i>				
9/19	NEW ENGLAND						<i>Practice Squad</i>				
9/26	@ Miami						<i>Practice Squad</i>				
10/3	@ Buffalo						<i>Practice Squad</i>				
10/11	MINNESOTA						<i>Practice Squad</i>				
10/17	@ Denver						<i>Practice Squad</i>				
10/31	GREEN BAY	0	0	0	0	0.0	0-0	0	0	0	0
11/7	@ Detroit	0	0	0	0	0.0	0-0	0	0	0	0
11/14	@ Cleveland						<i>Inactive</i>				
11/21	HOUSTON						<i>Inactive</i>				
11/25	CINCINNATI	0	0	0	0	0.0	0-0	0	0	0	0
12/6	@ New England	0	0	0	0	0.0	0-0	0	0	0	0
12/12	MIAMI	0	0	0	0	0.0	0-0	0	0	0	0
12/19	@ Pittsburgh	0	0	0	0	0.0	0-0	0	0	0	0
12/26	@ Chicago	0	0	0	0	0.0	0-0	0	0	0	0
1/2/11	BUFFALO	1	1	2	0	0.0	0-0	0	0	0	0
<b>TOTALS</b>		<b>1</b>	<b>1</b>	<b>2</b>	<b>0</b>	<b>0.0</b>	<b>0-0</b>	<b>0</b>	<b>0</b>	<b>0</b>	<b>0</b>
1/8/11	@ Indianapolis	0	0	0	0	0.0	0-0	0	0	0	0
1/16/11	@ New England	0	0	0	0	0.0	0-0	0	0	0	0
1/23/11	@ Pittsburgh	0	0	0	0	0.0	0-0	0	0	0	0
<b>PLAYOFF TOTALS</b>		<b>0</b>	<b>0</b>	<b>0</b>	<b>0</b>	<b>0.0</b>	<b>0-0</b>	<b>0</b>	<b>0</b>	<b>0</b>	<b>0</b>

**2009  
JETS**

Date	Opp.	Tkl	Ast	Tot	TFL	Sck	INT	FR	FF	PR	PD
9/13	@ Houston						<i>Not on Roster</i>				
9/20	NEW ENGLAND						<i>Not on Roster</i>				
9/26	TENNESSEE						<i>Not on Roster</i>				
10/3	@ Indianapolis						<i>Not on Roster</i>				
10/11	@ Miami						<i>Not on Roster</i>				
10/17	BUFFALO						<i>Not on Roster</i>				
10/31	@ Oakland						<i>Not on Roster</i>				
11/7	MIAMI						<i>Not on Roster</i>				
11/14	JACKSONVILLE						<i>Not on Roster</i>				
11/21	@ New England						<i>Not on Roster</i>				
11/25	CAROLINA						<i>Not on Roster</i>				
12/6	@ Buffalo						<i>Not on Roster</i>				
12/12	@ Tampa Bay						<i>Practice Squad</i>				
12/19	ATLANTA						<i>Not on Roster</i>				
12/26	@ Indianapolis						<i>Not on Roster</i>				
1/2/10	CINCINNATI						<i>Not on Roster</i>				

	<div style="text-align: center;">  </div> <p> <b>JOE MAYS</b>  <b>LINEBACKER</b> </p> <p> <b>5-11 • 244 • Born: 7/6/85</b>  <b>Chicago, Ill. • NFL Exp: 7 (1st with Chiefs)</b>  <b>GP/GS (Playoffs): 61/35 (3/2)</b>  <b>Acq: UFA-14 • North Dakota State</b> </p>
---	---

### PRO CAREER:

- Seventh-year linebacker enters his first season with the Chiefs in 2014 after spending a season in Houston (2013), three seasons in Denver (2010-12) and two seasons in Philadelphia (2008-09).
- Owns 194 tackles (141 solo), 1.5 sacks (-10.5 yards), six passes defended, nine quarterback pressures, 18 tackles for loss and one forced fumble. He also has 26 special teams stops.
- Has played in three postseason contests (two starts) and recorded 15 tackles (nine solo), one pass defended and two special teams stops.
- Originally entered the NFL as Philadelphia's sixth round pick (200th overall) in the 2008 NFL Draft.

**TRANSACTIONS:** Signed with Kansas City as an Unrestricted Free Agent (3/12/14) ... Signed with Houston (7/30/13) ... Released from Denver (7/23/13) ... Resigned with Denver (3/18/12) ... Traded to Denver (7/30/10) ... Selected with the Eagles sixth round pick (200th Overall) in the 2008 NFL Draft.

**HOUSTON (2013):** Played in 14 games (13 starts), recording 66 tackles (41 solo), 1.0 sack (-7.0 yards), three passes defended, six tackles for loss and one special teams tackle.

**DENVER (2010-12):** Played in 34 games (21 starts), 124 tackles (96 solo), 0.5 sacks (-3.5 yards), three passes defended and 11 special teams tackles.

**2012:** Played in six games (four starts) and recorded 19 tackles (seven solo) and one special teams tackle.

**2011:** Played in 16 games (12 starts) and recorded 74 tackles (63 solo), two passes

defended and one special teams tackle. He started both postseason contests and recorded 15 tackles (nine solo) and one pass defended.

**2010:** Played in 12 games (five starts) and recorded 31 tackles (26 solo), one pass defended and nine special teams tackles.

**PHILADELPHIA (2008-09):** Saw action in 13 games (one start) and had a forced fumble and 14 special teams stops. Played in one postseason contest and had two special teams stops.

**2009:** Played in 11 games (one start) and had four solo tackles, one forced fumble and 14 special teams stops. Also appeared in the Eagles Wild Card game against the Cowboys and had two special teams tackles.

**2008:** Played in two games and was inactive for 14 contests and three postseason games.

**COLLEGE:** Played in 43 games (31 starts) for North Dakota State University, where he tallied 285 tackles, including a school-record 159 solo stops with 29.5 tackles for loss, 11.0 sacks and three interceptions. He earned first-team Division I-AA honors and was named the Great West Conference Defensive Player of the Year as a senior in 2007 after leading the Bison with a career-high 90 tackles, including nine for a loss and 2.5 sacks.

### PERSONAL:

- Attended Hyde Park Career Academy in Chicago, where he earned first-team All-City honors as a senior after tallying 115 tackles, 16.0 sacks and two interceptions.
- Did not play football until his junior year and went on to earn first-team all-conference honors during his final two seasons.
- Married; wife, LaToyia with a son, Jai, and a daughter, Joi.

### MAYS' NFL STATISTICS

Year	Team	G-S	TACKLES			SACKS		INTS			FUMBLES		QB
			Solos	Asst.	Total	No.	Yds.	No.	Yds.	PDs	FF	FR	Yds. Press.
2008	Philadelphia	2-0	0	0	0	0.0	0.0	0	0	0	0	0	0
2009	Philadelphia	11-1	4	0	4	0.0	0.0	0	0	0	1	0	0
2010	Denver	12-5	26	5	31	0.0	0.0	0	0	1	0	0	1
2011	Denver	16-12	63	11	74	0.0	0.0	0	0	2	0	0	3
2012	Denver	6-4	7	12	19	0.5	3.5	0	0	0	0	0	1
2013	Houston	14-13	41	25	66	1.0	7.0	0	0	3	0	0	4
<b>Totals</b>		<b>61-35</b>	<b>141</b>	<b>53</b>	<b>194</b>	<b>1.5</b>	<b>10.5</b>	<b>0</b>	<b>0</b>	<b>0</b>	<b>1</b>	<b>0</b>	<b>9</b>

**Additional Stats:** Has 26 special teams tackles - 1 in 2013, 1 in 2012, 1 in 2011, 9 in 2010, 14 in 2009.

### POSTSEASON

Year	Team	G-S	TACKLES			SACKS		INTS			FUMBLES		QB
			Solos	Asst.	Total	No.	Yds.	No.	Yds.	PDs	FF	FR	Yds. Press.
2009	Philadelphia	1-0	0	0	0	0.0	0.0	0	0	0	0	0	0
2011	Denver	2-0	9	6	15	0.0	0.0	0	0	1	0	0	0
<b>Totals</b>		<b>4-1</b>	<b>7</b>	<b>0</b>	<b>7</b>	<b>0.0</b>	<b>0.0</b>	<b>2</b>	<b>5</b>	<b>2</b>	<b>0</b>	<b>0</b>	<b>0</b>

**Additional Stats:** Has 2 special teams tackles - 2 in 2009.

### SINGLE GAME CAREER HIGHS

**Tackles:** 13 (5 solo) at Indianapolis (12/15/13)    **Passes Defensed:** 1, six times, last vs. Denver (12/22/13)  
**Sacks:** 1.0 vs. Indianapolis (11/3/13)

### MAYS' GAME-BY-GAME STATISTICS

**2013**

**TEXANS**

Date	Opp.	Tkl	Ast	Tot	TFL	Sck	INT	FR	FF	PR	PD
9/9	@ San Diego	3	1	4	0	0.0	0-0	0	0	0	0
9/15	TENNESSEE	1	0	1	0	0.0	0-0	0	0	0	0
9/22	@ Baltimore	2	3	5	0	0.0	0-0	0	0	0	0
9/29	SEATTLE	3	2	5	0	0.0	0-0	0	0	0	0
10/6	@ San Francisco	1	2	3	0	0.0	0-0	0	0	0	0
10/13	ST. LOUIS	1	2	3	0	0.0	0-0	0	0	0	0
10/20	@ Kansas City	5	0	5	0	0.0	0-0	0	0	0	0
11/3	INDIANAPOLIS	2	3	5	0	1.0	0-0	0	0	1	0
11/10	@ Arizona	3	3	6	0	0.0	0-0	0	0	1	1
11/17	OAKLAND	Inactive/Knee									
11/24	JACKSONVILLE	4	1	5	0	0.0	0-0	0	0	0	0
12/1	NEW ENGLAND	6	1	7	0	0.0	0-0	0	0	0	0
12/5	@ Jacksonville	1	0	1	0	0.0	0-0	0	0	0	0
12/15	@ Indianapolis	5	8	13	0	0.0	0-0	0	0	1	1
12/22	DENVER	3	0	3	0	0.0	0-0	0	0	1	1
12/29	@ Tennessee	Inactive/Knee									
<b>TOTALS</b>		<b>41</b>	<b>25</b>	<b>66</b>	<b>0</b>	<b>1.0</b>	<b>0-0</b>	<b>0</b>	<b>0</b>	<b>4</b>	<b>3</b>



# MAYS' GAME-BY-GAME STATISTICS

2012

## BRONCOS

Date	Opp.	Tkl	Ast	Tot	TFL	Sck	INT	FR	FF	PR	PD
9/9	PITTSBURGH	1	1	2	0	0.5	0-0	0	0	0	0
9/17	@ Atlanta	3	2	5	0	0.0	0-0	0	0	0	0
9/23	HOUSTON	1	2	3	0	0.0	0-0	0	0	0	0
9/30	OAKLAND				<i>Suspended/NFL Player Safety Rules</i>						
10/7	@ New England	2	7	9	0	0.0	0-0	0	0	0	0
10/15	@ San Diego	0	0	0	0	0.0	0-0	0	0	0	0
10/28	NEW ORLEANS	0	0	0	0	0.0	0-0	0	0	0	0
11/4	@ Cincinnati				<i>Injured Reserve/Ankle</i>						
11/11	@ Carolina				<i>Injured Reserve/Ankle</i>						
11/18	SAN DIEGO				<i>Injured Reserve/Ankle</i>						
11/25	@ Kansas City				<i>Injured Reserve/Ankle</i>						
12/2	TAMPA BAY				<i>Injured Reserve/Ankle</i>						
12/6	@ Oakland				<i>Injured Reserve/Ankle</i>						
12/16	@ Baltimore				<i>Injured Reserve/Ankle</i>						
12/23	CLEVELAND				<i>Injured Reserve/Ankle</i>						
12/30	KANSAS CITY				<i>Injured Reserve/Ankle</i>						
<b>TOTALS</b>		<b>7</b>	<b>12</b>	<b>19</b>	<b>0</b>	<b>0.5</b>	<b>0-0</b>	<b>0</b>	<b>0</b>	<b>0</b>	<b>0</b>

1/12/13 BALTIMORE

*Injured Reserve/Ankle*

<b>POSTSEASON TOTALS</b>		<b>0</b>	<b>0</b>	<b>0</b>	<b>0</b>	<b>0.0</b>	<b>0-0</b>	<b>0</b>	<b>0</b>	<b>0</b>	<b>0</b>
--------------------------	--	----------	----------	----------	----------	------------	------------	----------	----------	----------	----------

2011

## BRONCOS

Date	Opp.	Tkl	Ast	Tot	TFL	Sck	INT	FR	FF	PR	PD
9/12	OAKLAND	5	0	5	0	0.0	0-0	0	0	0	0
9/18	CINCINNATI	5	3	8	0	0.0	0-0	0	0	0	0
9/25	@ Tennessee	5	2	7	0	0.0	0-0	0	0	0	1
10/2	@ Green Bay	2	0	2	0	0.0	0-0	0	0	0	0
10/9	SAN DIEGO	8	1	9	0	0.0	0-0	0	0	0	0
10/23	@ Miami	5	1	6	0	0.0	0-0	0	0	0	0
10/30	DETROIT	0	0	0	0	0.0	0-0	0	0	0	0
11/6	@ Oakland	1	0	1	0	0.0	0-0	0	0	0	0
11/13	@ Kansas City	8	0	8	0	0.0	0-0	0	0	0	1
11/17	N.Y. JETS	3	0	3	0	0.0	0-0	0	0	0	0
11/27	@ San Diego	6	1	7	0	0.0	0-0	0	0	0	0
12/4	@ Minnesota	4	0	4	0	0.0	0-0	0	0	0	0
12/11	CHICAGO	4	0	4	0	0.0	0-0	0	0	0	0
12/18	NEW ENGLAND	0	1	1	0	0.0	0-0	0	0	0	0
12/24	@ Buffalo	2	0	2	0	0.0	0-0	0	0	0	0
1/1/12	KANSAS CITY	5	2	7	0	0-0	0	0	0	0	0
<b>TOTALS</b>		<b>63</b>	<b>11</b>	<b>74</b>	<b>0</b>	<b>0.0</b>	<b>0-0</b>	<b>0</b>	<b>0</b>	<b>0</b>	<b>2</b>

1/8/12 PITTSBURGH

1/14/12 @ New England

<b>POSTSEASON TOTALS</b>		<b>0</b>	<b>0</b>	<b>0</b>	<b>0</b>	<b>0.0</b>	<b>0-0</b>	<b>0</b>	<b>0</b>	<b>0</b>	<b>0</b>
--------------------------	--	----------	----------	----------	----------	------------	------------	----------	----------	----------	----------

2010

## BRONCOS

Date	Opp.	Tkl	Ast	Tot	TFL	Sck	INT	FR	FF	PR	PD
9/12	@ Jacksonville	0	0	0	0	0.0	0-0	0	0	0	0
9/19	SEATTLE	0	0	0	0	0.0	0-0	0	0	0	0
9/26	INDIANAPOLIS	0	0	0	0	0.0	0-0	0	0	0	0
10/3	@ Tennessee	0	0	0	0	0.0	0-0	0	0	0	0
10/10	@ Baltimore	0	0	0	0	0.0	0-0	0	0	0	0
10/17	N.Y. JETS	1	0	1	0	0.0	0-0	0	0	0	0
10/24	OAKLAND	3	0	3	0	0.0	0-0	0	0	0	0
10/31	@ San Francisco	0	0	0	0	0.0	0-0	0	0	0	0
11/14	KANSAS CITY	7	0	7	0	0.0	0-0	0	0	0	0
11/22	@ San Diego	6	3	9	0	1.0	0-0	0	0	0	0
11/28	ST. LOUIS	6	1	7	0	0.0	0-0	0	0	0	0
12/5	@ Kansas City	3	1	4	0	0.0	0-0	0	0	0	1
12/12	@ Arizona				<i>Injured Reserve/Knee</i>						
12/19	@ Oakland				<i>Injured Reserve/Knee</i>						
12/26	HOUSTON				<i>Injured Reserve/Knee</i>						
1/2/11	SAN DIEGO				<i>Injured Reserve/Knee</i>						
<b>TOTALS</b>		<b>26</b>	<b>5</b>	<b>31</b>	<b>0</b>	<b>0.0</b>	<b>0-0</b>	<b>0</b>	<b>0</b>	<b>0</b>	<b>1</b>

# MAYS' GAME-BY-GAME STATISTICS

**2009**

**EAGLES**

Date	Opp.	Tkl	Ast	Tot	TFL	Sck	INT	FR	FF	PR	PD
9/13	@ Carolina					Inactive					
9/20	NEW ORLEANS					Inactive					
9/27	KANSAS CITY	0	1	1	0	0.0	0-0	0	0	0	0
10/11	TAMPA BAY					Inactive					
10/18	@ Oakland					Inactive					
10/26	@ Washington					Inactive					
11/1	N.Y. GIANTS	0	0	0	0	0.0	0-0	0	0	0	0
11/8	DALLAS	0	0	0	0	0.0	0-0	0	0	0	0
11/15	@ San Diego	0	0	0	0	0.0	0-0	0	0	0	0
11/22	@ Chicago	1	1	2	0	0.0	0-0	0	0	0	0
11/29	WASHINGTON	0	0	0	0	0.0	0-0	0	0	0	0
12/6	@ Atlanta	3	1	4	0	0.0	0-0	0	0	0	0
12/13	@ N.Y. Giants	0	0	0	0	0.0	0-0	0	0	0	0
12/20	SAN FRANCISCO	0	0	0	0	0.0	0-0	0	0	0	0
12/27	DENVER	0	0	0	0	0.0	0-0	0	0	0	0
1/3/10	@ Dallas	0	0	0	0	0.0	0-0	0	0	0	0
<b>TOTALS</b>		<b>4</b>	<b>3</b>	<b>7</b>	<b>0</b>	<b>0.0</b>	<b>0-0</b>	<b>0</b>	<b>0</b>	<b>0</b>	<b>0</b>

1/9/10 @ Dallas 0 0 0 0 0.0 0-0 0 0 0 0

**PLAYOFF TOTALS 0 0 0 0 0.0 0-0 0 0 0 0**

**2008**

**EAGLES**

Date	Opp.	Tkl	Ast	Tot	TFL	Sck	INT	FR	FF	PR	PD
9/7	ST. LOUIS					Inactive					
9/15	@ Dallas					Inactive					
9/21	PITTSBURGH	0	1	1	0	0.0	0-0	0	0	0	0
9/28	@ Chicago					Inactive					
10/5	WASHINGTON					Inactive					
10/12	@ San Francisco					Inactive					
10/26	ATLANTA	0	0	0	0	0.0	0-0	0	0	0	0
11/2	@ Seattle	0	0	0	0	0.0	0-0	0	0	0	0
11/9	N.Y. GIANTS	0	0	0	0	0.0	0-0	0	0	0	0
11/16	@ Cincinnati	1	1	2	0	0.0	0-0	0	0	0	0
11/23	@ Baltimore	0	0	0	0	0.0	0-0	0	0	0	0
11/27	ARIZONA	3	1	4	0	0.0	0-0	0	0	0	0
12/7	@ N.Y. Giants	0	0	0	0	0.0	0-0	0	0	0	0
12/15	CLEVELAND	0	0	0	0	0.0	0-0	0	0	0	0
12/21	@ Washington	0	0	0	0	0.0	0-0	0	0	0	0
12/28	DALLAS	0	0	0	0	0.0	0-0	0	0	0	0
<b>TOTALS</b>		<b>4</b>	<b>3</b>	<b>7</b>	<b>0</b>	<b>0.0</b>	<b>0-0</b>	<b>0</b>	<b>0</b>	<b>0</b>	<b>0</b>

1/4/09 @ Minnesota

Inactive


1/11/09 @ N.Y. Giants

Inactive


1/18/09 @ Arizona

Inactive

**PLAYOFF TOTALS 0 0 0 0 0.0 0-0 0 0 0 0**



**KELCIE McCRAY**  
**SAFETY**


**24**

**6-1 • 205 • Born: 9/21/88**  
**Columbus, Georgia • NFL Exp: 3 (1st with Chiefs)**  
**GP/GS (Playoffs): 15/0 (0/0)**  
**Acq: T (TB)-14 • Arkansas State**

#### PRO CAREER:

- Third-year safety has played in 15 games with the Miami Dolphins and the Tampa Bay Buccaneers.
- Joined the Chiefs in a trade from Tampa Bay on August 21, 2014.

**TRANSACTIONS:** Traded to Kansas City from Tampa Bay (8/21/14) ... Claimed off waivers by the Tampa Bay Buccaneers (10/2/13) ... Released by the Miami Dolphins (10/1/13) ... Placed on Injured/Reserve list on (8/27/12) ... Signed by the Miami Dolphins as an undrafted free agent on May 4, 2012.

**TAMPA BAY (2013):** Saw action in 11 games recording seven tackles (three solo), including one tackle for loss, one pass defended and one fumble recovery.

**MIAMI (2012-13):** Played in four games ... Spent 2012 on Injured Reserve.

**2013:** Played in four games in a reserve role.

**2012:** Spent the entire 2012 season on the Injured Reserve list with a foot injury.

**COLLEGE:** Four-year letterman (2008-11) at Arkansas State ... Played in 49 career games with 37 starts ... Recorded 220 tackles (126 solo), nine tackles for loss, 10 interceptions returned for 121 yards, one fumble recovery, two forced fumbles and 12 pass breakups.

#### PERSONAL:

- Attended Hardaway High School in Columbus, Ga., where he was a three-year letterman at quarterback.
- Also lettered in basketball.

#### MCCRAY'S NFL STATISTICS

Year	Team	G-S	TACKLES			SACKS		INTERCEPTIONS					FUMBLES		
			Solos	Asst.	Total	No.	Yds.	No.	Yds.	LG	TDs	PDs	FF	FR	Yds.
2012	Miami	0-0	0	0	0	0.0	0.0	0	0	0	0	0	0	0	0
2013	Miami	4-0	0	0	0	0.0	0.0	0	0	0	0	0	0	0	0
	Tampa Bay	11-0	3	4	7	0.0	0.0	0	0	0	0	1	0	1	0
Totals		15-0	3	4	7	0.0	0.0	0	0	0	0	1	0	1	0

**Additional Stats:** Had five special teams tackles (five solo) in 2013.

#### MCCRAY'S GAME-BY-GAME STATISTICS

##### 2013

##### DOLPHINS

Date	Opp.	Tkl	Ast	Tot	TFL	Sck	INT	FR	FF	PR	PD
9/8	@ Cleveland	0	0	0	0	0.0	0-0	0	0	0	0
9/15	@ Indianapolis	0	0	0	0	0.0	0-0	0	0	0	0
9/22	ATLANTA	0	0	0	0	0.0	0-0	0	0	0	0
9/30	@ New Orleans	0	0	0	0	0.0	0-0	0	0	0	0

##### BUCCANEERS

10/20	@ Atlanta	0	1	1	0	0.0	0-0	0	0	0	0
10/24	CAROLINA	2	1	3	0	0.0	0-0	0	0	0	0
11/3	@ Seattle	0	0	0	0	0.0	0-0	0	0	0	0
11/11	MIAMI	0	0	0	0	0.0	0-0	0	0	0	0
11/17	ATLANTA	0	1	1	0	0.0	0-0	0	0	0	0
11/24	@ Detroit	0	0	0	0	0.0	0-0	1	0	0	1
12/1	@ Carolina	0	1	1	0	0.0	0-0	0	0	0	0
12/8	BUFFALO	0	0	0	0	0.0	0-0	0	0	0	0
12/15	SAN FRANCISCO	0	0	0	0	0.0	0-0	0	0	0	0
12/22	@ St. Louis	0	0	0	0	0.0	0-0	0	0	0	0
12/29	@ New Orleans	1	0	1	1	0.0	0-0	0	0	0	0
<b>TOTALS</b>		<b>3</b>	<b>4</b>	<b>7</b>	<b>1</b>	<b>0.0</b>	<b>0-0</b>	<b>1</b>	<b>0</b>	<b>0</b>	<b>1</b>

# MCCRAY'S GAME-BY-GAME STATISTICS

2012

## DOLPHINS

Date	Opp.	Tkl	Ast	Tot	TFL	Sck	INT	FR	FF	PR	PD
9/9	@ Houston										
9/16	OAKLAND										
9/23	N.Y. JETS										
9/30	@ Arizona										
10/7	@ Cincinnati										
10/14	ST. LOUIS										
10/28	@ N.Y. Jets										
11/4	@ Indianapolis										
11/11	TENNESSEE										
11/15	@ Buffalo										
11/25	SEATTLE										
12/2	NEW ENGLAND										
12/9	@ San Francisco										
12/16	JACKSONVILLE										
12/23	BUFFALO										
12/30	@ New England										
<b>TOTALS</b>		<b>0</b>	<b>0</b>	<b>0</b>	<b>0</b>	<b>0.0</b>	<b>0-0</b>	<b>0</b>	<b>0</b>	<b>0</b>	<b>0</b>



**MIKE  
McGLYNN**  
 GUARD



75

6-4 • 325 • Born: 3/8/85  
 Austintown, Ohio • NFL Exp: 7 (1st with Chiefs)  
 GP/GS (Playoffs): 57/48 (6/5)  
 Acq: FA-14 • Pittsburgh

### PRO CAREER:

- Seventh-year guard enters his first season with Kansas City after spending time with the Colts (2012-13), Bengals (2011) and Eagles (2008-10).
- Has played in 57 games (48 starts) and six postseason games (five starts).

**TRANSACTIONS:** Signed with Kansas City (8/27/14) ... Released by Washington (8/26/14) ... Signed by the Washington Redskins (3/28/14) ... Signed by the Indianapolis Colts (3/19/12) ... Acquired off waivers by Cincinnati (9/4/11) ... Waived by Philadelphia (9/3/11) ... Selected with the Eagles fourth-round pick (109th overall) in the 2008 NFL Draft.

**INDIANAPOLIS (2012-13):** Played in 31 games (30 starts) in two seasons ... Started all three postseason contests.

**2013:** Played in 15 games (14 starts), including 11 at right guard and three at center ... Started at right guard in both postseason contests.

**2012:** Started all 16 games at right guard and was a part of an offensive line that helped rookie QB Andrew Luck throw for the most passing yards (4,374 yards) by a rookie ... Started at right guard in the Wild Card playoff loss to Baltimore.

**CINCINNATI (2011):** Played in seven contests (four starts) ... Was active but did not play in nine games ... Started at right guard in the team's Wild Card game at Houston.

**PHILADELPHIA (2008-10):** Played in 19 games (14 starts) in three seasons with the

Eagles ... Played in two postseason contests (one start).

**2010:** Played in all 16 games (14 starts) ... All 14 starts were at center where he helped the Eagles rank No. 2 in total offense, including fifth in rushing and ninth in passing ... Started at center in the Wild Card Playoff loss vs. Green Bay.

**2009:** Was inactive for the first 15 games of the season, did not play in the season finale and was inactive for the team's Wild Card Playoff game at Dallas.

**2008:** Saw action in three games as a rookie ... Was inactive for the first 12 games and did not play in one game.

**COLLEGE:** Played in 47 games (43 starts) in four seasons (2004-07) at Pittsburgh after redshirting in 2003 ... Was a three-time All-Big East honoree, including first-team all-conference and third-team All-American recognitions as a senior.


### PERSONAL:

- Attended Austintown Fitch High School in Austintown, Ohio.
- Played offense and defense and earned all-conference honors in baseball.

### GAMES PLAYED/GAMES STARTED

2013 IND (15/14), 2012 IND (16/16), 2011 CIN (7/4), 2010 PHI (16/14), 2008 PHI (3/0) — 57/48. **PLAYOFFS:** 2013 IND (2/2), 2012 IND (1/1), 2011 CIN (1/1), 2010 PHI (1/1), 2008 PHI (1/0) — 6/5.





# JOE McKNIGHT RUNNING BACK



# 30

5-11 • 205 • Born: 4/16/88  
River Ridge, La. • NFL Exp: 4 (1st with Chiefs)  
GP/GS (Playoffs): 39/1 (2/0)  
Acq: FA-14 • USC

## PRO CAREER:

- Fourth-year running back joins the Chiefs for his first season with Kansas City in 2014.
- Originally entered the NFL as a fourth-round pick (112th overall) of the New York Jets in the 2010 NFL Draft.

**TRANSACTIONS:** Signed with Kansas City (1/10/14) ... Released by New York Jets (8/26/13) ... Selected in the fourth round (112th overall) of the 2010 NFL Draft by the New York Jets (6/22/10).

**N.Y. JETS (2010-12):** Played in 39 games (one start), registering 112 rushes for 502 yards (4.5 avg.) and 76 kick returns for 2205 yards (29.0 avg.).

**2012:** Saw action in 15 games, registering 30 rushes for 179 yards (6.0 avg.) and 39 kick returns for 1072 yards (27.5 avg.) with one touchdown.

**2011:** Played in 15 games, registering 43 rushes for 134 yards (3.1 avg.), 13 receptions for 139 yards (10.7 avg.) and 34 kick returns for 1073

yards (31.6 avg.) with one touchdown.

**2010:** Played in 9 games (one start), registering 39 rushes for 189 yards (4.8 avg.) and two punt returns for 43 yards (21.5 avg.) ... Made his first NFL start as a running back at Buffalo (10/3).

**COLLEGE:** Saw action in 12 games in his final season for the Trojans in 2009 rushing for 1,054 yards and catching 22 passes for 146 yards. Was a standout performer in 2007 and 2008 rushing for 610 yards and 675 yards, respectively.

## PERSONAL:

- The River Ridge, La., native attended John Curtis High School and was a member of the football and track squads.
- High school career garnered many awards including Parade All American Co-MVP, USA Today All-USA first team, EA Sports All-American first team, Super Prep All-American and Prep Star All-American.

## MCKNIGHT'S NFL STATISTICS

Year	Team	G-S	RUSHING					RECEIVING				
			No.	Yds.	Avg.	LG	TD	No.	Yds.	Avg.	LG	TD
2010	NY Jets	9-1	39	189	4.8	18	0	3	20	6.7	9	0
2011	NY Jets	15-0	43	134	3.1	11	0	13	139	10.7	27	0
2012	NY Jets	15-0	30	179	6.0	61	0	1	18	18.0	18	0
<b>Totals</b>		<b>39-1</b>	<b>112</b>	<b>502</b>	<b>4.5</b>	<b>61</b>	<b>0</b>	<b>17</b>	<b>177</b>	<b>10.4</b>	<b>27</b>	<b>0</b>

		PUNT RETURNS						KICKOFF RETURNS				
Year	Team	No.	FC	Yds.	Avg.	LG	TD	No.	Yds.	Avg.	LG	TD
2010	NY Jets	2	0	43	21.5	25	0	3	60	20.0	28	0
2011	NY Jets	5	0	26	5.2	12	0	34	1073	31.6	107t	1
2012	NY Jets	0	0	0	0.0	--	0	39	1072	27.5	100t	1
Totals		7	0	69	9.9	25	0	76	2205	29.0	107t	2

## POSTSEASON

Year	Team	G-S	RUSHING					RECEIVING				
			No.	Yds.	Avg.	LG	TD	No.	Yds.	Avg.	LG	TD
2010	NY Jets	2-0	1	2	2.0	2	0	0	0	0.0	0	0
<b>Totals</b>		<b>2-0</b>	<b>1</b>	<b>2</b>	<b>2.0</b>	<b>2</b>	<b>0</b>	<b>0</b>	<b>0</b>	<b>0.0</b>	<b>0</b>	<b>0</b>

# MCKNIGHT'S GAME-BY-GAME STATISTICS

## 2012

### JETS

Date	Opp.	RUSHING					RECEIVING				
		No.	Yds.	Avg.	LG	TD	No.	Yds.	Avg.	LG	TD
9/9	BUFFALO	1	2	3.0	3	0	0	0	0.0	--	0
9/16	@ Pittsburgh	1	12	12.0	12	0	0	0	0.0	--	0
9/23	@ Miami	1	-1	-1.0	-1	0	0	0	0.0	--	0
9/30	SAN FRANCISCO	0	0	0.0	--	0	0	0	0.0	--	0
10/8	HOUSTON	4	5	1.3	11	0	0	0	0.0	--	0
10/14	INDIANAPOLIS	3	71	23.7	61	0	0	0	0.0	--	0
10/21	@ New England	7	23	3.3	13	0	0	0	0.0	--	0
10/28	MIAMI	0	0	0.0	--	0	0	0	0.0	--	0
11/11	@ Seattle					Inactive/Ankle					
11/18	@ St. Louis	4	14	3.5	9	0	1	18	18.0	18	0
11/22	NEW ENGLAND	1	6	6.0	6	0	0	0	0.0	--	0
12/2	ARIZONA	2	8	4.0	7	0	0	0	0.0	--	0
12/9	@ Jacksonville	0	0	0.0	--	0	0	0	0.0	--	0
12/17	@ Tennessee	4	29	7.3	20	0	0	0	0.0	--	0
12/23	SAN DIEGO	1	7	7.0	7	0	0	0	0.0	--	0
12/30	@ Buffalo	1	2	2.0	2	0	0	0	0.0	--	0
<b>TOTALS</b>		<b>30</b>	<b>179</b>	<b>6.0</b>	<b>61</b>	<b>0</b>	<b>1</b>	<b>18</b>	<b>18.0</b>	<b>18</b>	<b>0</b>

## 2011

### JETS



Date	Opp.	RUSHING					RECEIVING				
		No.	Yds.	Avg.	LG	TD	No.	Yds.	Avg.	LG	TD
9/11	DALLAS	0	0	0.0	--	0	0	0	0.0	--	0
9/18	JACKSONVILLE	6	14	2.3	5	0	0	0	0.0	--	0
9/25	@ Oakland	0	0	0.0	--	0	0	0	0.0	--	0
10/2	@ Baltimore	0	0	0.0	--	0	0	0	0.0	--	0
10/9	@ New England	1	1	1.0	1	0	0	0	0.0	--	0
10/17	MIAMI	0	0	0.0	--	0	2	29	14.5	24	0
10/23	SAN DIEGO	3	11	3.7	4	0	0	0	0.0	--	0
11/6	@ Buffalo	9	27	3.0	9	0	0	0	0.0	--	0
11/13	NEW ENGLAND	0	0	0.0	--	0	0	0	0.0	--	0
11/17	@ Denver	16	59	3.7	11	0	6	62	10.3	14	0
11/27	BUFFALO	4	21	5.3	9	0	3	19	6.3	13	0
12/4	@ Washington	1	-1	-1.0	-1	0	1	2	2.0	2	0
12/11	KANSAS CITY					Inactive					
12/18	@ Philadelphia	3	2	0.7	2	0	1	27	27.0	27	0
12/24	N.Y. GIANTS	0	0	0.0	--	0	0	0	0.0	--	0
1/1/12	@ Miami	0	0	0.0	--	0	0	0	0.0	--	0
<b>TOTALS</b>		<b>43</b>	<b>134</b>	<b>3.1</b>	<b>11</b>	<b>0</b>	<b>13</b>	<b>139</b>	<b>10.7</b>	<b>27</b>	<b>0</b>

## 2010

### JETS

Date	Opp.	RUSHING					RECEIVING				
		No.	Yds.	Avg.	LG	TD	No.	Yds.	Avg.	LG	TD
9/13	BALTIMORE					Inactive					
9/19	NEW ENGLAND					Inactive					
9/26	@ Miami					Inactive					
10/3	@ Buffalo	4	12	3.0	6	0	0	0	0.0	--	0
10/11	MINNESOTA					Inactive					
10/17	@ Denver					Inactive					
10/31	GREEN BAY					Inactive					
11/7	@ Detroit					Inactive					
11/14	@ Cleveland	0	0	0.0	--	0	0	0	0.0	--	0
11/21	HOUSTON	0	0	0.0	--	0	0	0	0.0	--	0
11/25	CINCINNATI	0	0	0.0	--	0	0	0	0.0	--	0
12/6	@ New England	3	19	6.3	11	0	0	0	0.0	--	0
12/12	MIAMI	0	0	0.0	--	0	1	5	5.0	5	0
12/19	@ Pittsburgh	0	0	0.0	--	0	0	0	0.0	--	0
12/26	@ Chicago	0	0	0.0	--	0	0	0	0.0	--	0
1/2/11	BUFFALO	32	158	4.9	18	0	2	15	7.5	5	0
<b>TOTALS</b>		<b>39</b>	<b>189</b>	<b>4.8</b>	<b>18</b>	<b>0</b>	<b>3</b>	<b>20</b>	<b>6.7</b>	<b>5</b>	<b>0</b>

1/8/11	@ Indianapolis					Inactive					
1/16/11	@ New England	1	2	2.0	2	0	0	0	0.0	--	0
1/23/11	@ Pittsburgh	0	0	0.0	--	0	0	0	0.0	--	0
<b>PLAYOFF TOTALS</b>		<b>1</b>	<b>2</b>	<b>2.0</b>	<b>2</b>	<b>0</b>	<b>0</b>	<b>0</b>	<b>0.0</b>	<b>--</b>	<b>0</b>

	<b>AARON MURRAY</b> QUARTERBACK			<b>7</b>
	6-1 • 207 • Born: 11/10/91 Tampa, Fla. • NFL Exp: R (1st with Chiefs) GP/GS (Playoffs): 0/0 (0/0) Acq: D5-14 • Georgia			

### **CAREER:**

- Rookie quarterback enters his first season with Kansas City after a standout collegiate career at Georgia where he became the first player in the SEC and school history to throw for over 3,000 yards in four consecutive seasons.
- Originally entered the NFL as the Chiefs fifth-round draft pick (208th overall) in the 2014 NFL Draft.

**TRANSACTIONS:** Originally entered the NFL as the Chiefs fifth-round draft pick (208th overall) in the 2014 NFL Draft.

**GEORGIA (2010-13):** Started all 52 games he saw action in as he became the first player in the SEC and Georgia football history to throw for over 3,000 yards in four consecutive seasons ... Completed 921-of-1,478 passes (62.3%) for 13,166 yards, 121 touchdowns and 41 interceptions ... Scored 16 TDs on 286 carries that netted 396 yards ... Finished his collegiate career ranked first in the SEC in total offense with 13,562 yards ... Became the first SEC player to throw for 12,000 yards (13,166) and ranked first with 121 TD passes ... Ranked first in Georgia football history in the following categories: most pass attempts (1,478); most pass completions (921); most passing yards (13,166); best completion percentage (62.3); average gain per pass attempt (8.91); most touchdown passes (121); highest passer rating (158.61); total offensive plays (1,764); average gain per play/career (7.69); total offense (13,562) and most touchdowns responsible for (137).

**2013:** Academic All-American and a Manning Award and Johnny Unitas Golden Arm Award finalist and a semifinalist for the Maxwell Award and the Wuerffel Trophy ... Threw for 3,075 yards on 225-of-347 passes (64.8%), 26 touchdowns and nine interceptions.

**2012:** Earned second-team All-American honors from The NFL Draft Report ... Added Academic All-American and Academic All-District honors from CoSIDA ... Most Valuable Offensive Player, recipient of the Coaches' Leadership

Award and elected as one of the team's offensive captains ... Started all 14 games, setting single-season career records for yards passing (3,893), total offense (3,825) and TD passes (36) ... Completed 249-of-386 passes (64.5) with only 10 INTs ... Helped the Bulldogs rank third in the nation in scoring (37.8 ppg), as he ranked second in the nation with a passer rating of 174.82, which set the single-season school record.

**2011:** Named first-team All-SEC by The NFL Draft Report and ESPN.com, adding second-team honors from the AP and the league's coaches ... Recipient of the team's Most Valuable Offensive Player Award and named one of team's Coaches Leadership Award winners for offense ... Named to the SEC Academic Honor Roll ... Started all 14 games, completing 238-of-403 passes (59.1%) for 3,149 yards and a then school season-record 35 touchdowns (topped that mark the next year with 36 TDs) ... Also rushed 87 times for 111 yards and two touchdowns.

**2010:** Named to the All-SEC Freshman Team and earned Academic All-SEC honors ... Started all 13 games, setting the school freshman season-record with 3,261 yards in total offense ... Completed 209-of-342 passes (61.11%) for 3,049 yards, 24 touchdowns and eight interceptions ... Ranked 14th in the nation with a passer rating of 154.48 ... Added 167 yards and four TDs on 87 carries (1.92 ypc).

### **PERSONAL:**

- Played football at Plant High School in Tampa, Fla., where he earned first-team All-State honors and was a finalist for the state of Florida's "Mr. Football" Award.
- Finished his prep career setting the Hillsborough County record for most passing touchdowns (84).
- Graduated with a degree in psychology in May, 2012, and took classes in UGA's industrial-organizational psychology doctorate program during the 2012-13 seasons.
- Brother, Josh, played safety at Georgia.



# MURRAY'S COLLEGE STATISTICS

## PASSING

Year	Team	G-S	Att.	Comp.	Yds.	Comp. Pct.	Yds. Att.	TD	Pct.	INT	INT Pct.	LG	Rating
2010	Georgia	13-13	342	209	3,049	61.1	8.92	24	7.0	8	2.3	66t	154.5
2011	Georgia	14-14	403	238	3,149	59.1	7.81	35	8.7	14	3.5	80t	146.4
2012	Georgia	14-14	386	249	3,893	64.5	10.09	36	9.3	10	2.6	87t	174.8
2013	Georgia	11-11	347	225	3,075	64.8	8.86	26	7.5	9	2.6	98t	158.8
<b>Totals</b>		<b>52-52</b>	<b>1,478</b>	<b>921</b>	<b>13,166</b>	<b>62.3</b>	<b>8.91</b>	<b>121</b>	<b>8.2</b>	<b>41</b>	<b>2.8</b>	<b>98t</b>	<b>158.6</b>

## RUSHING

Year	Team	No.	Yds.	Avg.	LG	TD
2010	Georgia	87	167	1.92	35	4
2011	Georgia	87	111	1.28	23	2
2012	Georgia	59	-68	-1.15	18	3
2013	Georgia	53	186	3.51	57	7
<b>Totals</b>		<b>286</b>	<b>396</b>	<b>1.38</b>	<b>57</b>	<b>16</b>

	<div style="display: flex; justify-content: space-between; align-items: center;"> <div style="text-align: center;"> <b>CHRIS OWENS</b>  CORNERBACK </div> <div style="text-align: center;">  <span style="font-size: 48pt; font-weight: bold;">20</span> </div> </div> <div style="margin-top: 10px;"> 5-9 • 180 • Born: 12/1/86  Los Angeles, Calif. • NFL Exp: 6 (1st with Chiefs)  GP/GS (Playoffs) 72/14 (3/1)  Acq: UFA-14 • San Jose State </div>
---	---

### PRO CAREER:

- Sixth-year cornerback enters his first season with the Chiefs in 2014 after spending time in Miami (2013), Cleveland (2013) and Atlanta (2009-12).
- Has seen action in 72 games (14 starts) and logged 150 tackles (117 solo), 3.5 sacks (-15.5 yards), three interceptions for 26 yards, 15 passes defended, four QB hits, four tackles for loss, two forced fumbles, two fumble recoveries and 34 special teams stops. Also has played in three postseason games (one start) and recorded 13 tackles (10 solo), three passes defended, one QB hit and one special teams stop.
- Originally entered the NFL as a third-round selection (90th overall) of the Atlanta Falcons in the 2009 NFL Draft.

**TRANSACTIONS:** Signed with Kansas City (3/21/14) ... Acquired off waivers by Miami (12/18/13) ... Released by Cleveland (12/17/13) ... Signed with Cleveland (3/22/13) ... Originally entered the NFL as a third-round pick (90th overall) of the Atlanta Falcons in the 2009 NFL Draft.

**MIAMI (2013):** Played in one game and recorded one special teams stop.

**CLEVELAND (2013):** Played in 12 games (two starts) and recorded 51 tackles (40 solo), 2.5 sacks (-13.5 yards), three passes defended, two QB hits, one tackle for loss, one fumble recovery, one forced fumble and six special teams stops.

**ATLANTA (2009-12):** Played in 59 contests (12 starts) in four seasons with the Falcons ... He recorded 99 tackles (77 solo), 1.0 sack (-2.0 yards), three INTs returned 26 yards, one forced fumble, one fumble recovery, 12 passes defended and 27 special teams tackles ... Also played in three postseason games (one start) and recorded 13 tackles (10 solo), three passes defended, a QB hit and one special teams stop.

**2012:** Saw action in 13 games (one start) and recorded 17 tackles (14 solo), four passes defended, one tackle for loss, one forced fumble and five special teams tackles... Also saw action in one postseason contest and had one special teams stop.

**2011:** Played in 14 games (two starts) and recorded 27 tackles (21 solo), 1.0 sack (-2.0 yards), three passes defended, one QB hit, two tackles for loss and eight special teams stops ... Also started one playoff contest at DB, recording six tackles (five solo) and two passes defended.

**2010:** Played 16 games (three starts) and recorded 29 tackles (21 solo), one interception return for 13 yards, three passes defended and 11 special teams stops ... Also saw action in one postseason game, recording seven tackles (five solo), one pass defended and one QB hit.

**2009:** Saw action in all 16 games (six starts), recording 26 tackles (21 solo), two INTs for 13 yards, two passes defended, one QB hit, one fumble recovery and three special teams stops ... Started the final six consecutive games at left cornerback.

**COLLEGE:** Played in 48 games (38 starts) at San Jose State, including his final 37 contests at right cornerback ... Recorded 228 tackles (132 solo), 1.0 sack, seven tackles for loss, 20 passes defended and 13 interceptions ... He finished his collegiate career ranked fourth on the school's career record list with 13 INTs.

### PERSONAL:

- Attended Dorsey High School in Los Angeles, Calif.
- Paced his high school team with five interceptions during his senior campaign and was awarded with first-team all-league honors.
- Older brother, Alvin, played for the San Diego Riptide of the Arena2 Football League.
- Named the Atlanta Falcons 2010 Man of the Year for his contributions to the community.



## OWENS' NFL STATISTICS

Year	Team	G-S	TACKLES			SACKS		INTERCEPTIONS					FUMBLES		
			Solos	Asst.	Total	No.	Yds.	No.	Yds.	LG	TDs	PDs	FF	FR	Yds.
2009	Atlanta	16-6	21	5	26	0.0	0.0	2	13	13	0	2	0	1	0
2010	Atlanta	16-3	21	8	29	0.0	0.0	1	13	13	0	3	0	0	0
2011	Atlanta	14-2	21	6	27	1.0	2.0	0	0	--	0	3	0	0	0
2012	Atlanta	13-1	14	3	17	0.0	0.0	0	0	--	0	4	1	0	0
2013	Cleveland	12-2	40	11	51	2.5	13.5	0	0	--	0	3	1	1	0
	Miami	1-0	0	0	0	0.0	0.0	0	0	--	0	0	0	0	0
<b>Totals</b>		<b>72-14</b>	<b>117</b>	<b>33</b>	<b>150</b>	<b>3.5</b>	<b>15.5</b>	<b>3</b>	<b>26</b>	<b>13</b>	<b>0</b>	<b>15</b>	<b>2</b>	<b>2</b>	<b>0</b>

**Additional Stats:** Has 34 special teams tackles: seven in 2013, five in 2012, eight in 2011, 11 in 2010 and three in 2009.

### POSTSEASON

Year	Team	G-S	TACKLES			SACKS		INTERCEPTIONS					FUMBLES		
			Solos	Asst.	Total	No.	Yds.	No.	Yds.	LG	TDs	PDs	FF	FR	Yds.
2010	Atlanta	1-0	5	2	7	0.0	0.0	0	0	--	0	1	0	0	0
2011	Atlanta	1-1	5	1	6	0.0	0.0	0	0	--	0	2	0	0	0
2012	Atlanta	1-0	0	0	0	0.0	0.0	0	0	--	0	0	0	0	0
<b>Totals</b>		<b>3-1</b>	<b>10</b>	<b>3</b>	<b>13</b>	<b>0.0</b>	<b>0.0</b>	<b>0</b>	<b>0</b>	<b>--</b>	<b>0</b>	<b>3</b>	<b>0</b>	<b>0</b>	<b>0</b>

**Additional Stats:** Had one special teams tackle in 2012.

### SINGLE-GAME CAREER HIGHS

**Tackles:** 11 vs. Cincinnati (10/24/10)

**Interceptions:** 1, three times, last vs. Arizona (9/19/10)

**Long INT Return:** 13, twice, last vs. Arizona (9/19/10)

**Passes Defended:** 2, twice, last vs. Baltimore (11/3/13)

**Forced Fumbles:** 1, twice, last vs. Cincinnati (9/29/13)

**Fumble Recoveries:** 1, twice, last vs. Cincinnati (9/29/13)

**Sacks:** 1, three times, last vs. Baltimore (11/3/13)

## OWENS' GAME-BY-GAME STATISTICS

### 2013

#### BROWNS

Date	Opp.	Tkl	Ast	Tot	TFL	Sck	INT	FR	FF	PR	PD
9/8	MIAMI	8	0	8	0	0.0	0-0	0	0	0	0
9/15	@ Baltimore	2	0	2	0	0.0	0-0	0	0	0	0
9/22	@ Minnesota	2	0	2	0	0.0	0-0	0	0	0	0
9/29	CINCINNATI	2	0	2	0	1.0	0-0	1	1	0	0
10/3	BUFFALO	2	0	2	0	0.0	0-0	0	0	0	0
10/13	DETROIT	3	2	5	0	0.0	0-0	0	0	0	1
10/20	@ Green Bay	4	1	5	0	0.5	0-0	0	0	1	0
10/27	@ Kansas City	4	0	4	0	0.0	0-0	0	0	0	0
11/3	BALTIMORE	5	3	8	1	1.0	0-0	0	0	1	2
11/17	@ Cincinnati	2	0	2	0	0.0	0-0	0	0	0	0
11/24	PITTSBURGH	4	3	7	0	0.0	0-0	0	0	0	0
12/1	JACKSONVILLE	2	2	4	0	0.0	0-0	0	0	0	0
12/8	@ New England										
12/15	CHICAGO										

Inactive

Inactive

#### DOLPHINS

12/22	@ Buffalo										
12/29	N.Y. JETS	0	0	0	0	0.0	0-0	0	0	0	0
<b>TOTALS</b>		<b>40</b>	<b>11</b>	<b>51</b>	<b>1</b>	<b>2.5</b>	<b>0-0</b>	<b>1</b>	<b>1</b>	<b>2</b>	<b>3</b>

Inactive

**OWENS' GAME-BY-GAME STATISTICS**

**2012**

**FALCONS**

Date	Opp.	Tkl	Ast	Tot	TFL	Sck	INT	FR	FF	PR	PD
9/9	@ Kansas City	0	0	0	0	0.0	0-0	0	0	0	0
9/17	DENVER	2	0	2	0	0.0	0-0	0	0	0	0
9/23	@ San Diego				<i>Inactive/Head</i>						
9/30	CAROLINA				<i>Inactive/Head</i>						
10/7	@ Washington	0	0	0	0	0.0	0-0	0	0	0	0
10/14	OAKLAND	0	0	0	0	0.0	0-0	0	0	0	0
10/28	@ Philadelphia	2	0	2	1	0.0	0-0	0	0	0	1
11/4	DALLAS	0	0	0	0	0.0	0-0	0	0	0	0
11/11	@ New Orleans	0	0	0	0	0.0	0-0	0	0	0	0
11/18	ARIZONA	3	1	4	0	0.0	0-0	0	0	0	0
11/25	@ Tampa Bay	1	0	1	0	0.0	0-0	0	0	0	0
11/29	NEW ORLEANS	3	0	3	0	0.0	0-0	0	0	0	2
12/9	@ Carolina	3	2	5	0	0.0	0-0	0	1	0	1
12/16	N.Y. GIANTS	0	0	0	0	0.0	0-0	0	0	0	0
12/22	@ Detroit	0	0	0	0	0.0	0-0	0	0	0	0
12/30	TAMPA BAY				<i>Inactive/Hamstring</i>						

<b>TOTALS</b>		<b>14</b>	<b>3</b>	<b>17</b>	<b>1</b>	<b>0.0</b>	<b>0-0</b>	<b>0</b>	<b>1</b>	<b>0</b>	<b>4</b>
---------------	--	-----------	----------	-----------	----------	------------	------------	----------	----------	----------	----------

1/13/13	SEATTLE				<i>Inactive/Hamstring</i>						
---------	---------	--	--	--	---------------------------	--	--	--	--	--	--

1/20/13	SAN FRANCISCO	0	0	0	0	0.0	0-0	0	0	0	0
---------	---------------	---	---	---	---	-----	-----	---	---	---	---

<b>PLAYOFF TOTALS</b>		<b>0</b>	<b>0</b>	<b>0</b>	<b>0</b>	<b>0.0</b>	<b>0-0</b>	<b>0</b>	<b>0</b>	<b>0</b>	<b>0</b>
-----------------------	--	----------	----------	----------	----------	------------	------------	----------	----------	----------	----------

**2011**

**FALCONS**

Date	Opp.	Tkl	Ast	Tot	TFL	Sck	INT	FR	FF	PR	PD
9/11	@ Chicago	1	0	1	0	0.0	0-0	0	0	0	0
9/18	PHILADELPHIA	3	0	3	1	0.0	0-0	0	0	0	0
9/25	@ Tampa Bay	0	0	0	0	0.0	0-0	0	0	0	0
10/2	@ Seattle	0	0	0	0	0.0	0-0	0	0	0	0
10/9	GREEN BAY	1	0	1	0	0.0	0-0	0	0	0	0
10/16	CAROLINA				<i>Inactive/Head</i>						
10/23	@ Detroit				<i>Inactive/Head</i>						
11/6	@ Indianapolis	0	0	0	0	0.0	0-0	0	0	0	0
11/13	NEW ORLEANS	0	0	0	0	0.0	0-0	0	0	0	0
11/20	TENNESSEE	5	2	7	0	0.0	0-0	0	0	0	0
11/27	MINNESOTA	3	0	3	1	1.0	0-0	0	0	1	0
12/4	@ Houston	1	0	1	0	0.0	0-0	0	0	0	1
12/11	@ Carolina	3	1	4	0	0.0	0-0	0	0	0	0
12/15	JACKSONVILLE	2	0	2	0	0.0	0-0	0	0	0	1
12/26	@ New Orleans	0	0	0	0	0.0	0-0	0	0	0	0
1/1/12	TAMPA BAY	2	3	5	0	0.0	0-0	0	0	0	1

<b>TOTALS</b>		<b>21</b>	<b>6</b>	<b>27</b>	<b>2</b>	<b>1.0</b>	<b>0-0</b>	<b>0</b>	<b>0</b>	<b>1</b>	<b>3</b>
---------------	--	-----------	----------	-----------	----------	------------	------------	----------	----------	----------	----------

1/8/12	@ N.Y. Giants	5	1	6	0	0.0	0-0	0	0	--	2
--------	---------------	---	---	---	---	-----	-----	---	---	----	---

<b>PLAYOFF TOTALS</b>		<b>5</b>	<b>1</b>	<b>6</b>	<b>0</b>	<b>0.0</b>	<b>0-0</b>	<b>0</b>	<b>0</b>	<b>--</b>	<b>2</b>
-----------------------	--	----------	----------	----------	----------	------------	------------	----------	----------	-----------	----------

# OWENS' GAME-BY-GAME STATISTICS

**2010**

**FALCONS**

Date	Opp.	Tkl	Ast	Tot	TFL	Sck	INT	FR	FF	PR	PD
9/12	@ Pittsburgh	0	2	2	0	0.0	0-0	0	0	0	1
9/19	ARIZONA	2	0	2	0	0.0	1-13	0	0	0	1
9/26	@ New Orleans	3	3	6	0	0.0	0-0	0	0	0	1
10/3	SAN FRANCISCO	0	0	0	0	0.0	0-0	0	0	0	0
10/10	@ Cleveland	3	1	4	0	0.0	0-0	0	0	0	0
10/17	@ Philadelphia	2	1	3	0	0.0	0-0	0	0	0	0
10/24	CINCINNATI	10	1	11	0	0.0	0-0	0	0	0	0
11/7	TAMPA BAY	0	0	0	0	0.0	0-0	0	0	0	0
11/11	BALTIMORE	0	0	0	0	0.0	0-0	0	0	0	0
11/21	@ St. Louis	0	0	0	0	0.0	0-0	0	0	0	0
11/28	GREEN BAY	0	0	0	0	0.0	0-0	0	0	0	0
12/5	@ Tampa Bay	0	0	0	0	0.0	0-0	0	0	0	0
12/12	@ Carolina	0	0	0	0	0.0	0-0	0	0	0	0
12/19	@ Seattle	0	0	0	0	0.0	0-0	0	0	0	0
12/27	NEW ORLEANS	0	0	0	0	0.0	0-0	0	0	0	0
1/2/11	CAROLINA	1	0	1	0	0.0	0-0	0	0	0	0
<b>TOTALS</b>		<b>21</b>	<b>8</b>	<b>29</b>	<b>0</b>	<b>0.0</b>	<b>1-13</b>	<b>0</b>	<b>0</b>	<b>0</b>	<b>3</b>



1/15/11 GREEN BAY 5 2 7 0 0.0 0-0 0 0 0 0 1

**PLAYOFF TOTALS 5 2 7 0 0.0 0-0 0 0 0 0 1**

**2009**

**FALCONS**

Date	Opp.	Tkl	Ast	Tot	TFL	Sck	INT	FR	FF	PR	PD
9/13	MIAMI	0	0	0	0	0.0	0-0	0	0	0	0
9/20	CAROLINA	0	0	0	0	0.0	0-0	0	0	0	0
9/27	@ New England	0	0	0	0	0.0	0-0	0	0	0	0
10/11	@ San Francisco	0	0	0	0	0.0	0-0	0	0	0	0
10/18	CHICAGO	0	0	0	0	0.0	0-0	0	0	0	0
10/25	@ Dallas	0	0	0	0	0.0	0-0	0	0	0	0
11/2	@ New Orleans	0	0	0	0	0.0	0-0	0	0	0	0
11/8	WASHINGTON	0	0	0	0	0.0	0-0	0	0	0	0
11/15	@ Carolina	0	0	0	0	0.0	0-0	0	0	0	0
11/22	@ N.Y. Giants	0	0	0	0	0.0	0-0	0	0	0	0
11/29	TAMPA BAY	5	0	5	0	0.0	0-0	0	0	0	0
12/6	PHILADELPHIA	1	1	2	0	0.0	0-0	0	0	0	0
12/13	NEW ORLEANS	4	0	4	0	0.0	0-0	0	0	0	0
12/20	@ N.Y. Jets	4	3	7	0	0.0	0-0	0	0	1	0
12/27	BUFFALO	3	0	3	0	0.0	1-0	0	0	0	1
1/3/10	@ Tampa Bay	4	1	5	0	0.0	1-13	1	0	0	1
<b>TOTALS</b>		<b>21</b>	<b>5</b>	<b>26</b>	<b>0</b>	<b>0.0</b>	<b>2-13</b>	<b>1</b>	<b>0</b>	<b>1</b>	<b>2</b>

	<div style="text-align: center;"> <b>RON PARKER</b>  <b>CORNERBACK</b> </div> <div style="text-align: right;">  <span style="font-size: 2em; font-weight: bold;">38</span> </div> <hr/> <p> <b>6-0 • 206 • Born: 8/17/87</b>  <b>St. Helena Island, S.C. • NFL Exp: 4 (2nd with Chiefs)</b>  <b>GP/GS (Playoffs) 26/1 (1/0)</b>  <b>Acq: W (SEA)-13 • Newberry College</b> </p>
---	---

#### **PRO CAREER:**

- Fourth-year cornerback joined the Chiefs via waivers from Seattle prior to the start of the 2013 regular season.
- Originally signed with the Seattle Seahawks as an undrafted free agent on July 26, 2011.
- Recorded his first-career interception on a QB Terrelle Pryor pass at Oakland (12/15/13), returning it for 15 yards.
- Tallied six tackles in his first-career start against San Diego (12/29/14).
- Has played in 26 career contests and has appeared in one postseason game.

**TRANSACTIONS:** Claimed by Kansas City via waivers from Seattle (9/1/13) ... Released by Seattle (8/31/13) ... Signed with Seattle (1/15/13) ... Added to Seattle's practice squad (12/31/12) ... Released by Seattle (12/28/12) ... Signed with Seattle from Carolina's practice squad (12/5/12) ... Added to Carolina's practice squad (11/7/12) ... Released by Carolina (11/5/12) ... Signed to Carolina's active roster from the practice squad (10/17/12) ... Added to Carolina's practice squad (10/10/12) ... Released by Carolina (10/8/12) ... Signed to Carolina's active roster from the practice squad (10/6/12) ... Added to Carolina's practice squad (9/2/12) ... Released by Seattle (8/26/12) ... Claimed by Seattle via waivers from Oakland (10/24/11) ... Released by Oakland (10/22/11) ... Signed to Oakland's active roster from the practice squad (10/1/11) ... Added to Oakland's practice squad (9/26/11) ... Released by Seattle (9/22/11) ... Added to Seattle's practice squad (9/5/11) ... Released by Seattle (8/31/11) ... Signed with Seattle as an undrafted free agent (7/26/11).

**KANSAS CITY 2013:** Appeared in six games on defense and 16 games on special

teams and tallied one start at San Diego (12/29), recording 10 special teams tackles, seven solo tackles, two interceptions for 29 yards, two passes defended, 1.0 sack (-3.0 yards), one forced fumble, two fumble recoveries and one fumble recovery on special teams ... Saw action on defense and special teams recording one special teams tackle in the AFC Wild Card game at Indianapolis (1/4/14).

**SEATTLE (2012):** Appeared in two games and was inactive in one contest, accumulating two special teams tackles ... Inactive vs. Arizona (12/9) ... Saw action as a reserve defensive back at Buffalo (12/16) and vs. San Francisco (12/23).

**CAROLINA (2012):** Played in three games, was inactive in one contest and spent a total of eight weeks on the team's practice squad ... Spent the first four weeks of the season on Carolina's practice squad before being promoted to the active roster ... Saw action in three games and was inactive for one contest ... Spent four more weeks on the club's practice squad.

**SEATTLE (2011):** Appeared in two contests on special teams and was inactive in five contests before going on injured reserve on Dec. 13 ... Played on special teams vs. Philadelphia (12/1) and vs. St. Louis (12/12).

**OAKLAND (2011):** Appeared in three games and spent one week on the Raiders practice squad after going to training camp and spending two weeks on Seattle's practice squad ... Saw action vs. New England (10/2), at Houston (10/9) and vs. Cleveland (10/16).

**COLLEGE:** Led the South Atlantic Conference in interceptions (five) and fumble recoveries (three) in 2010, while racking up 59 tackles ... Led the team in tackles (83), led the team and conference in interceptions (six) and passes defended (13) in 2009 ... Majored in sports management at Newberry

### PARKER'S NFL STATISTICS

Year	Team	G-S	TACKLES			SACKS		INTS			FUMBLES			QB Press.
			Solos	Asst.	Total	No.	Yds.	No.	Yds.	PDs	FF	FR	Yds.	
2011	Oakland	3-0	0	0	0	0.0	0.0	0	0	0	0	0	0	0
2011	Seattle	2-0	0	0	0	0.0	0.0	0	0	0	0	0	0	0
2012	Carolina	3-0	0	0	0	0.0	0.0	0	0	0	0	0	0	0
2012	Seattle	2-0	0	0	0	0.0	0.0	0	0	0	0	0	0	0
2013	Kansas City	16-1	7	0	7	1.0	3.0	2	29	3	1	3	0	0
<b>Totals</b>		<b>26-1</b>	<b>7</b>	<b>0</b>	<b>7</b>	<b>1.0</b>	<b>3.0</b>	<b>2</b>	<b>29</b>	<b>3</b>	<b>1</b>	<b>3</b>	<b>0</b>	<b>0</b>

**Additional Statistics:** Had 10 special teams tackles in 2013. Had one special teams fumble recovery in 2013, jumping on a loose ball vs. Cleveland (10/27/13).

### POSTSEASON

Year	Team	G-S	TACKLES			SACKS		INTERCEPTIONS				FUMBLES			
			Solos	Asst.	Total	No.	Yds.	No.	Yds.	LG	TDs	PDs	FF	FR	Yds.
2013	Kansas City	1-0	0	0	0	0.0	0.0	0	0	--	0	0	0	0	0
Totals		1-0	0	0	0	0.0	0.0	0	0	--	0	0	0	0	0

**Additional Statistics:** Had one special teams tackle in an AFC Wild Card Game at Indianapolis (1/4/14).

### PARKER'S GAME-BY-GAME STATISTICS

#### 2013

#### CHIEFS

Date	Opp.	Tkl	Ast	Tot	TFL	Sck	INT	FR	FF	PR	PD
9/8	@ Jacksonville	0	0	0	0	0.0	0-0	0	0	0	0
9/15	DALLAS	1	0	1	0	1.0	0-0	1	1	0	0
9/19	@ Philadelphia	0	0	0	0	0.0	0-0	0	0	0	0
9/29	N.Y. GIANTS	0	0	0	0	0.0	0-0	0	0	0	0
10/6	@ Tennessee	0	0	0	0	0.0	0-0	0	0	0	0
10/13	OAKLAND	0	0	0	0	0.0	0-0	0	0	0	0
10/20	HOUSTON	0	0	0	0	0.0	0-0	0	0	0	0
10/27	CLEVELAND	0	0	0	0	0.0	0-0	1	0	0	0
11/3	@ Buffalo	0	0	0	0	0.0	0-0	0	0	0	0
11/17	@ Denver	0	0	0	0	0.0	0-0	0	0	0	0
11/24	SAN DIEGO	0	0	0	0	0.0	0-0	0	0	0	0
12/1	DENVER	0	0	0	0	0.0	0-0	0	0	0	0
12/8	@ Washington	0	0	0	0	0.0	0-0	1	0	0	0
12/15	@ Oakland	0	0	0	0	0.0	1-15	0	0	0	1
12/22	INDIANAPOLIS	0	0	0	0	0.0	0-0	0	0	0	0
12/29	@ San Diego	6	0	6	0	0.0	1-14	0	0	0	2
<b>TOTALS</b>		<b>7</b>	<b>0</b>	<b>7</b>	<b>0</b>	<b>1.0</b>	<b>2-29</b>	<b>3</b>	<b>1</b>	<b>0</b>	<b>3</b>

1/4/13 @ Indianapolis

<b>PLAYOFF TOTALS</b>	<b>0</b>	<b>0</b>	<b>0</b>	<b>0</b>	<b>0.0</b>	<b>0-0</b>	<b>0</b>	<b>0</b>	<b>0</b>	<b>0</b>	<b>0</b>
-----------------------	----------	----------	----------	----------	------------	------------	----------	----------	----------	----------	----------

#### 2012

#### PANTHERS

Date	Opp.	Tkl	Ast	Tot	TFL	Sck	INT	FR	FF	PR	PD
9/9	@ Tampa Bay										
9/16	NEW ORLEANS										
9/20	N.Y. Giants										
9/30	@ Atlanta										
10/7	SEATTLE	0	0	0	0	0.0	0-0	0	0	0	0
10/21	DALLAS	0	0	0	0	0.0	0-0	0	0	0	0
10/28	@ Chicago	0	0	0	0	0.0	0-0	0	0	0	0
11/4	@ Washington										
11/11	DENVER										
11/18	TAMPA BAY										
11/26	@ Philadelphia										
12/2	@ Kansas City										

#### SEAHAWKS

12/9	ARIZONA										
12/16	@ Buffalo	0	0	0	0	0.0	0-0	0	0	0	0
12/23	SAN FRANCISCO	0	0	0	0	0.0	0-0	0	0	0	0
12/30	ST. LOUIS										
<b>TOTALS</b>		<b>0</b>	<b>0</b>	<b>0</b>	<b>0</b>	<b>0.0</b>	<b>0-0</b>	<b>0</b>	<b>0</b>	<b>0</b>	<b>0</b>



# PARKER'S GAME-BY-GAME STATISTICS

2011

## SEAHAWKS

Date	Opp.	Tkl	Ast	Tot	TFL	Sck	INT	FR	FF	PR	PD
9/11	@ San Francisco										
9/18	NEW ORLEANS										
9/25	N.Y. JETS										

Practice Squad

Practice Squad

Not on Roster

## RAIDERS

10/2	NEW ENGLAND	0	0	0	0	0.0	0-0	0	0	0	0
10/9	@ Houston	0	0	0	0	0.0	0-0	0	0	0	0
10/16	CLEVELAND	0	0	0	0	0.0	0-0	0	0	0	0
10/23	KANSAS CITY										

Not on Roster

## SEAHAWKS

10/30	CINCINNATI										
11/6	@ Dallas										
11/13	BALTIMORE										
11/20	@ St. Louis										
11/27	WASHINGTON										
12/1	PHILADELPHIA	0	0	0	0	0.0	0-0	0	0	0	0
12/12	ST. LOUIS	0	0	0	0	0.0	0-0	0	0	0	0
12/18	@ Chicago										
12/24	SAN FRANCISCO										
1/1/12	@ Arizona										

Inactive

Inactive

Inactive

Inactive

Inactive

Injured Reserve

Injured Reserve

Injured Reserve

<b>TOTALS</b>		<b>0</b>	<b>0</b>	<b>0</b>	<b>0</b>	<b>0.0</b>	<b>0-0</b>	<b>0</b>	<b>0</b>	<b>0</b>	<b>0</b>
---------------	--	----------	----------	----------	----------	------------	------------	----------	----------	----------	----------

	<b>DONTARI POE</b> <i>DEFENSIVE TACKLE</i>			<b>92</b>
	6-3 • 346 • Born: 8/18/90 Memphis, Tenn. • NFL Exp: 3 (3rd with Chiefs) GP/GS (Playoffs) 31/31 (1/1) Acq: D1-12 • Memphis			

### PRO CAREER:

- Third-year defensive tackle has started all 31 games he's played in.
- Earned the club's Mack Lee Hill Award as the team's top rookie or first-year player after recording 38 tackles (28 solo), including three for loss, three QB pressures and four passes defended in 2012.
- Originally joined Kansas City as the club's first-round selection (11th overall) of the 2012 NFL Draft.
- Earned his first trip to the Pro Bowl following the 2013 season after setting a career-high with 4.5 sacks..
- Was named second-team All-Pro by the Associated Press following the 2013 season.

**TRANSACTIONS:** Signed with Kansas City (7/26/12) ... Originally entered the NFL as the Chiefs first-round draft pick (11th overall) of the 2012 NFL Draft.

**2013:** Started 15 games at defensive tackle, posting 51 tackles (43 solo), including five for loss, 4.5 sacks (-30.5 yards), seven QB pressures and four passes defended and was inactive in one contest ... Started at nose tackle and recorded one tackle in the AFC Wild Card Game at Indianapolis (1/4/14).

**2012:** Started 16 contests at defensive tackle, registering 38 tackles (28 solo), including three for loss, three QB pressures and four passes defended ... Started his first NFL contest for an injured DT Anthony Toribio vs. Atlanta (9/9), recording two tackles (one solo), including one for a loss.

**COLLEGE:** Became the third first-round draft selection in Memphis football history ... Saw action in 35 games (30 starts) in three

seasons with the Tigers, ... Started all 12 games as a junior in 2011 ... Named to The NFL Draft Report's All-America Dream Team as the scouting information service rated him as the best down lineman eligible for the 2012 NFL Draft ... Named a second-team All-Conference USA choice and was named the Tigers' Most Valuable Player and Defensive Player of the Year ... Started all 12 games at left defensive tackle as a sophomore in 2010, ... Earned All-Conference USA honorable mention accolades ... Appeared in 11 games (six starts) as a true freshman in 2009 ... Named to the Conference USA All-Freshman team ... Majored in Child and Family Studies at Memphis.

### PERSONAL:

- Attended Wooddale High School in Memphis, Tenn., where he was a two-star prospect who ranked 19th on the Rivals.com Tennessee Top 20 List.
- Added all-state honors from Tennessee Football Magazine and was an All-Shelby County and Class 5A All-Region VIII selection for the Cardinals in 2007, posting 63 tackles with 8.0 sacks during his junior campaign.
- Selected to participate in the first-ever Toyota East vs. West Tennessee All-Star Classic in 2007.
- Named to the 2007 MIAA 4A-5A Best of the Preps Team by the Commercial Appeal.
- Named a Best of the Preps All-Metro selection in track as a junior after capturing the shot put title for Class 3-A at the state meet with a throw of 56-3.25.
- Defended his title as a senior with a throw of 54-1.25 and also won the discus event in the state meet with a throw of 156-1 while claiming city, district and region track titles.

### POE'S NFL STATISTICS

Year	Team	G-S	TACKLES			SACKS		INTS			FUMBLES			QB Press.
			Solos	Asst.	Total	No.	Yds.	No.	Yds.	PDs	FF	FR	Yds.	
2012	Kansas City	16-16	28	10	38	0.0	0.0	0	0	4	0	0	0	3
2013	Kansas City	15-15	43	8	51	4.5	30.5	0	0	4	0	0	0	7
<b>Totals</b>		<b>31-31</b>	<b>71</b>	<b>18</b>	<b>89</b>	<b>4.5</b>	<b>30.5</b>	<b>0</b>	<b>0</b>	<b>8</b>	<b>0</b>	<b>0</b>	<b>0</b>	<b>10</b>

### POSTSEASON

		TACKLES				SACKS		INTERCEPTIONS				FUMBLES			
Year	Team	G-S	Solos	Asst.	Total	No.	Yds.	No.	Yds.	LG	TDs	PDs	FF	FR	Yds.
2013	Kansas City	1-0	0	1	1	0.0	0.0	0	0	--	0	0	0	0	0
Totals		1-0	0	1	1	0.0	0.0	0	0	--	0	0	0	0	0

### SINGLE-GAME CAREER HIGHS

**Tackles:** 9 (five solo) at Buffalo (11/3/13)

**Tackles for Loss:** 2 vs. Dallas (9/15/13)

**Sacks:** 2.0 vs. Dallas (9/15/13)

**Sack Yards:** 14.0 yards vs. Dallas (9/15/13)

**QB Pressures:** 2, three times, last

vs. Indianapolis (12/2/12)

**Passes Defensed:** 1, eight times, last at Denver (11/17/13)

### POE'S GAME-BY-GAME STATISTICS

**2013**

**CHIEFS**

Date	Opp.	Tkl	Ast	Tot	TFL	Sck	INT	FR	FF	PR	PD
9/8	@ Jacksonville	5	1	6	1	1.5	0-0	0	0	2	1
9/15	DALLAS	4	0	4	2	2.0	0-0	0	0	2	0
9/19	@ Philadelphia	0	0	0	0	0.0	0-0	0	0	0	1
9/29	N.Y. GIANTS	2	0	2	0	0.0	0-0	0	0	0	0
10/6	@ Tennessee	6	1	7	1	1.0	0-0	0	0	1	0
10/13	OAKLAND	2	0	2	1	0.0	0-0	0	0	0	0
10/20	HOUSTON	3	1	4	0	0.0	0-0	0	0	0	1
10/27	CLEVELAND	2	0	2	0	0.0	0-0	0	0	0	0
11/3	@ Buffalo	5	4	9	0	0.0	0-0	0	0	0	0
11/17	@ Denver	3	0	3	0	0.0	0-0	0	0	0	1
11/24	SAN DIEGO	2	0	2	0	0.0	0-0	0	0	0	0
12/1	DENVER	3	0	3	0	0.0	0-0	0	0	0	0
12/8	@ Washington	3	0	3	0	0.0	0-0	0	0	0	0
12/15	@ Oakland	0	0	0	0	0.0	0-0	0	0	0	0
12/22	INDIANAPOLIS	3	1	4	0	0.0	0-0	0	0	2	0
12/29	@ San Diego	<i>Inactive</i>									
<b>TOTALS</b>		<b>43</b>	<b>8</b>	<b>51</b>	<b>5</b>	<b>4.5</b>	<b>0-0</b>	<b>0</b>	<b>0</b>	<b>7</b>	<b>4</b>

1/4/13 @ Indianapolis

**PLAYOFF TOTALS**      **0**   **1**   **1**   **0**   **0.0**   **0-0**   **0**   **0**   **0**   **0**

**POE'S GAME-BY-GAME STATISTICS**

**2012  
CHIEFS**

Date	Opp.	Tkl	Ast	Tot	TFL	Sck	INT	FR	FF	PR	PD
9/9	ATLANTA	1	1	2	1	0.0	0-0	0	0	0	0
9/16	@ Buffalo	2	1	3	0	0.0	0-0	0	0	0	1
9/23	@ New Orleans	0	0	0	0	0.0	0-0	0	0	0	0
9/30	SAN DIEGO	1	0	1	0	0.0	0-0	0	0	0	0
10/7	BALTIMORE	1	0	1	0	0.0	0-0	0	0	1	0
10/14	@ Tampa Bay	2	0	2	0	0.0	0-0	0	0	0	0
10/28	OAKLAND	4	0	4	0	0.0	0-0	0	0	0	0
11/1	@ San Diego	0	2	2	0	0.0	0-0	0	0	0	0
11/12	@ Pittsburgh	0	1	1	0	0.0	0-0	0	0	0	0
11/18	CINCINNATI	1	1	2	0	0.0	0-0	0	0	1	1
11/25	DENVER	3	1	4	1	0.0	0-0	0	0	0	1
12/2	CAROLINA	1	0	1	0	0.0	0-0	0	0	1	0
12/9	@ Cleveland	3	1	4	0	0.0	0-0	0	0	0	0
12/16	@ Oakland	4	1	5	0	0.0	0-0	0	0	0	0
12/23	INDIANAPOLIS	3	0	3	1	0.0	0-0	0	0	0	1
12/30	@ Denver	2	1	3	0	0.0	0-0	0	0	0	0
<b>TOTALS</b>		<b>28</b>	<b>10</b>	<b>38</b>	<b>3</b>	<b>0.0</b>	<b>0-0</b>	<b>0</b>	<b>0</b>	<b>3</b>	<b>4</b>

	<div style="display: flex; justify-content: space-between; align-items: center;"> <div style="text-align: center;"> <b>CAIRO SANTOS</b> KICKER         </div> <div style="text-align: center;">  <span style="font-size: 48pt; font-weight: bold;">5</span> </div> </div> <div style="margin-top: 10px;"> <p>5-8 • 160 • Born: 11/12/91</p> <p>St. Augustine, Fla. • NFL Exp: R (1st with Chiefs)</p> <p>GP/GS (Playoffs) 0/0 (0/0)</p> <p>Acq: CFA-14 • Tulane</p> </div>
---	--

### **CAREER:**

- Rookie kicker enters his first NFL season with Kansas City in 2014 after being signed by the club as a college free agent on May 19, 2014.

**TRANSACTIONS:** Signed by Kansas City as an undrafted free agent (5/19/14).

**COLLEGE:** Played in 50 career games, scoring 312 points after hitting 61-of-78 field goals (.782) and 129-of-132 PATs (.980) while punting 15 times for 615 yards (41.0 avg) and kicking off 190 times for 11,887 yards (62.6 avg) and 78 touchbacks to go with three solo tackles ... His 26 made field goals (2012, 2013) is the second longest streak in NCAA history ... Sits atop the Tulane career record book in field goal percentage (.782) while ranking second in total points scored and points scored kicking (312), field goals made (61) and field goal attempts (78), third in PATs made (129) and PAT attempts (132), and tied for third in PAT percentage (.980) ... Earned All-Conference USA honors as a senior ... Won the Lou Groza National Collegiate Place-Kicker Award

and was named the College Football Performance National Kicker of the Year in addition to earning an All-American selection as a junior.

### **PERSONAL:**

- Was a three-year letterman at St. Joseph's Academy where he saw time at wide receiver, kicker and punter.
- As a senior was named conference and district kicker of the year and earned first-team all-conference and all-district honors.
- Also as a senior set school records with a 51-yard FG against Monroe Day and broke his own mark later in the game with a 55-yarder.
- Won the 2009 National Expo Competition in Orlando, hosted by One-on-One Kicking.
- Also lettered three years in soccer where he scored 57 career goals and had 49 career assists.
- Born in Sao Paulo, Brazil, and was part of a high school exchange program at St. Joseph's Academy.
- Majored in management.





**ANTHONY  
SHERMAN**  
FULLBACK



**42**

5-10 • 242 • Born: 12/11/88  
North Attleboro, Mass. • NFL Exp: 4 (2nd with Chiefs)  
GP/GS (Playoffs) 44/19 (1/1)  
Acq: T (ARI)-13 • Connecticut

**PRO CAREER:**

- Fourth-year fullback finished his first season with the Chiefs in 2013 after spending two seasons with the Arizona Cardinals.
- Joined Kansas City as part of a trade that sent CB Javier Arenas to Arizona.
- Served lead blocker in 2013 as RB Jamaal Charles racked up 1,287 rushing yards, marking his fourth 1,000-yard season with the Chiefs.
- Led the Chiefs with 12 special teams tackles (11 solo) in 2013.
- Started his first playoff game in 2013 as a member of the Chiefs.
- Helped lead the way for Arizona RB Beanie Wells to rush for his first career 1,000-yard season (1,047) and become the first Cardinals player in team history to rush for 1,000 yards and 10 touchdowns in a season in 2011.
- Originally entered the NFL as the Arizona Cardinals fifth-round selection (136th overall) in the 2011 NFL Draft.

**TRANSACTIONS:** Traded to Kansas City from Arizona in exchange for CB Javier Arenas (5/1/13) ... Signed with Arizona (7/20/11) ... Originally entered the NFL as a fifth-round pick (136th overall) of Arizona in the 2011 NFL Draft.

**KANSAS CITY (2013):** Appeared in 16 games (eight starts), recording 17 receptions for 155 yards (8.6 avg.) with one touchdown, two carries for three yards and a team-high 12 special teams tackles ... Started at fullback for an AFC Wild Card Game recording two receptions for one yard with one touchdown at Indianapolis (1/4/14).

**ARIZONA (2011-12):** Appeared in 28 games (11 starts) for the Cardinals, recording one carry for three yards and 13 receptions for 111 yards (8.5 avg.) ... Also forced a fumble and added a fumble recovery on special teams.

**2012:** Played in 13 games (four starts), posting five receptions for 39 yards (7.8 avg.).

**2011:** Appeared in 15 games (seven starts), recording one carry for three yards and eight receptions for 72 yards.

**COLLEGE:** Appeared in 51 games (28 starts) in four seasons at Connecticut ... Recorded 17 carries for 61 yards (3.6 avg.) and added 45 receptions for 414 yards with one touchdown ... Also added 63 special teams tackles, and recovered two fumbles and forced a fumble on the special teams units ... Was a two-year team captain ... Played in 12 games (eight starts) as a senior in 2010 ... Appeared in all 13 games (10 starts) as a junior in 2009 ... Played in 13 games (nine starts) as a sophomore in 2008 ... Appeared in all 13 games (two starts) as a freshman in 2007. ... Was a pre-kinesiology major at Connecticut.

**PERSONAL:**

- Attended North Attleboro (Mass.) High School where he was a three-sport athlete, competing in football, track and baseball.
- Named the 2006 Gatorade Player of the Year in Massachusetts and was an first-team all-state linebacker.
- Was a two-time Attleboro Sun-Chronicler all-star selection and added all-scholastic honors from both the Boston Globe and the Boston Herald.
- Was named team and league offensive MVP as a senior.
- Closed out his prep career as the school's all-time record-holder with 2,537 yards rushing, 48 touchdowns and 284 points.
- Served as squad captain in football, track and baseball, earning Sun-Chronicler all-star honors in all three and was twice named all-league in baseball.

# SHERMAN'S NFL STATISTICS

Year	Team	G-S	RUSHING					RECEIVING				
			No.	Yds.	Avg.	LG	TD	No.	Yds.	Avg.	LG	TD
2011	Arizona	15-7	1	3	3.0	3	0	8	72	9.0	19	0
2012	Arizona	13-4	0	0	0.0	--	0	5	39	7.8	19	0
2013	Kansas City	16-8	2	3	1.5	2	0	18	155	8.6	26	1
<b>Totals</b>		<b>44-19</b>	<b>3</b>	<b>6</b>	<b>2.0</b>	<b>3</b>	<b>0</b>	<b>31</b>	<b>266</b>	<b>8.6</b>	<b>26</b>	<b>1</b>

## POSTSEASON

Year	Team	G-S	RUSHING					RECEIVING				
			No.	Yds.	Avg.	LG	TD	No.	Yds.	Avg.	LG	TD
2013	Kansas City	1-1	0	0	0.0	--	0	2	1	0.5	5	1
<b>Totals</b>		<b>1-1</b>	<b>0</b>	<b>0</b>	<b>0.0</b>	<b>--</b>	<b>0</b>	<b>2</b>	<b>1</b>	<b>0.5</b>	<b>5</b>	<b>1</b>

# SHERMAN'S GAME-BY-GAME STATISTICS

## 2013

### CHIEFS

Date	Opp.	RUSHING					RECEIVING				
		No.	Yds.	Avg.	LG	TD	No.	Yds.	Avg.	LG	TD
9/8	@ Jacksonville	0	0	0.0	--	0	4	44	11.0	26	0
9/15	DALLAS	0	0	0.0	--	0	0	0	0.0	--	0
9/19	@ Philadelphia	0	0	0.0	--	0	1	10	10.0	--	0
9/29	N.Y. GIANTS	0	0	0.0	--	0	1	6	6.0	6	0
10/6	@ Tennessee	0	0	0.0	--	0	2	13	6.5	8	0
10/13	OAKLAND	0	0	0.0	--	0	0	0	0.0	--	0
10/20	HOUSTON	0	0	0.0	--	0	2	10	5.0	9	0
10/27	CLEVELAND	0	0	0.0	--	0	3	23	7.7	12t	1
11/3	@ BUFFALO	1	2	2.0	2	0	0	0	0.0	0	0
11/17	@ Denver	1	1	1.0	1	0	2	18	9.0	16	0
11/24	SAN DIEGO	0	0	0.0	--	0	1	8	8.0	8	0
12/1	DENVER	0	0	0.0	--	0	1	8	8.0	8	0
12/8	@ Washington	0	0	0.0	--	0	0	0	0.0	--	0
12/15	@ Oakland	0	0	0.0	--	0	1	15	15.0	15	0
12/22	INDIANAPOLIS	0	0	0.0	--	0	0	0	0.0	--	0
12/29	@ San Diego	0	0	0.0	--	0	0	0	0.0	--	0
<b>TOTALS</b>		<b>2</b>	<b>3</b>	<b>1.5</b>	<b>2</b>	<b>0</b>	<b>18</b>	<b>155</b>	<b>8.6</b>	<b>26</b>	<b>1</b>

1/4/14 @ Indianapolis

**PLAYOFF TOTALS**      **0**   **0**   **0.0**   **--**   **0**      **2**   **1**   **0.5**   **5**   **1**

## 2012

### CARDINALS






Date	Opp.	RUSHING					RECEIVING				
		No.	Yds.	Avg.	LG	TD	No.	Yds.	Avg.	LG	TD
9/9	SEATTLE	0	0	0.0	--	0	0	0	0.0	--	0
9/16	@ New England	0	0	0.0	--	0	0	0	0.0	--	0
9/23	PHILADELPHIA	0	0	0.0	--	0	0	0	0.0	--	0
9/30	MIAMI	0	0	0.0	--	0	0	0	0.0	--	0
10/4	@ St. Louis	0	0	0.0	--	0	2	25	12.5	19	0
10/14	BUFFALO	<i>Inactive/Knee</i>					<i>Inactive/Knee</i>				
10/21	@ Minnesota										
10/29	SAN FRANCISCO	0	0	0.0	--	0	2	11	5.5	7	0
11/4	@ Green Bay	0	0	0.0	--	0	1	3	3.0	3	0
11/18	ATLANTA	0	0	0.0	--	0	0	0	0.0	--	0
11/25	ST. LOUIS	0	0	0.0	--	0	0	0	0.0	--	0
12/2	@ N.Y. Jets	0	0	0.0	--	0	0	0	0.0	--	0
12/9	@ Seattle	0	0	0.0	--	0	0	0	0.0	--	0
12/16	DETROIT	0	0	0.0	--	0	0	0	0.0	--	0
12/23	CHICAGO	0	0	0.0	--	0	0	0	0.0	--	0
12/30	@ San Francisco	<i>Inactive/Knee</i>									
<b>TOTALS</b>		<b>0</b>	<b>0</b>	<b>0.0</b>	<b>--</b>	<b>0</b>	<b>5</b>	<b>39</b>	<b>7.8</b>	<b>19</b>	<b>0</b>

**SHERMAN'S GAME-BY-GAME STATISTICS**

**2011**

**CARDINALS**

Date	Opp.	RUSHING					RECEIVING				
		No.	Yds.	Avg.	LG	TD	No.	Yds.	Avg.	LG	TD
9/11	CAROLINA	0	0	0.0	--	0	1	6	6.0	6	0
9/18	@ Washington	0	0	0.0	--	0	0	0	0.0	--	0
9/25	@ Seattle	0	0	0.0	--	0	1	6	6.0	5	0
10/2	N.Y. GIANTS	0	0	0.0	--	0	2	24	12.0	19	0
10/9	@ Minnesota	0	0	0.0	--	0	0	0	0.0	--	0
10/23	PITTSBURGH	0	0	0.0	--	0	1	15	15.0	15	0
10/30	@ Baltimore	0	0	0.0	--	0	0	0	0.0	--	0
11/6	ST. LOUIS	<i>Inactive/Ankle</i>									
11/13	@ Philadelphia	0	0	0.0	--	0	0	0	0.0	--	0
11/20	@ San Francisco	0	0	0.0	--	0	0	0	0.0	--	0
11/27	@ St. Louis	0	0	0.0	--	0	1	4	4.0	4	0
12/4	DALLAS	0	0	0.0	--	0	0	0	0.0	--	0
12/11	SAN FRANCISCO	0	0	0.0	--	0	0	0	0.0	--	0
12/18	CLEVELAND	0	0	0.0	--	0	1	6	6.0	6	0
12/24	@ Cincinnati	0	0	0.0	--	0	0	0	0.0	--	0
1/1/12	SEATTLE	1	3	3.0	3	0	1	11	11.0	11	0
<b>TOTALS</b>		<b>1</b>	<b>3</b>	<b>3.0</b>	<b>3</b>	<b>0</b>	<b>8</b>	<b>72</b>	<b>9.0</b>	<b>19</b>	<b>0</b>

	<b>ALEX SMITH</b> QUARTERBACK			
	6-4 • 217 • Born: 5/7/84 La Mesa, Calif. • NFL Exp: 10 (2nd with Chiefs) GP/GS (Playoffs) 95/90 (3/3) Acq: T (SF)-13 • Utah			

### PRO CAREER:

- 10th-year quarterback joined the Chiefs in a trade from San Francisco in 2013.
- Has played in 95 games (90 starts), completing 1,598 of 2,685 passes (59.5%) for 17,593 yards with 104 touchdowns and 70 interceptions, good for a 81.0 passer rating. He has added 288 carries for 1,192 yards (4.1 avg.) with five rushing touchdowns.
- In three career postseason starts, Smith has completed 66 of 114 passes (57.9%) for 873 yards with nine touchdowns and no interceptions, good for a 108.6 passer rating. In those contests, he also owns 15 carries for 127 yards (8.5 avg.) with one touchdown.
- Became only the second quarterback in Chiefs history to win his first nine starts in a Kansas City uniform, joining QB Mike Livingston who won his first nine starts from 1969 to 1972. He is the first Kansas City quarterback to win his first nine games in a Chiefs uniform in consecutive weeks in the same season.
- Recorded his first-career perfect 158.3 passer rating in a game with a minimum of 20 attempts at Oakland on Dec. 15, 2013. He completed 17 of 20 passes for 287 yards with five touchdowns and no interceptions. Became only the second Chiefs player to record a perfect 158.3 passer rating in a game with a minimum of 20 attempts, joining QB Trent Green, who accomplished the feat on Dec. 14, 2003.
- Set a single-game career-high with five touchdown passes at Oakland on Dec. 15, 2013, tying for the second-highest single-game total in franchise history.
- Completed 17 of 20 passes at Oakland (12/15/13), good for an 85.0 completion percentage, marking the best single-game completion percentage by any quarterback in franchise history, attempting at least 20 passes.
- Set a new franchise record for most rushing yards in a single season by a quarterback, racking up a career-high 431 yards on 76 carries (5.7 avg.). He passed QB Tyler Thigpen's mark of 386 yards set during the 2008 season.
- Set new single-season career-highs for attempts (508) and completions (308) in 2013. It was the first time in his eight-year career that he eclipsed the 500 attempt and the 300 completion marks.
- His 3,313 passing yards in 2013 are a new single-season career-high, passing his old mark of 3,144 set in the 2011 season.
- Threw for 23 touchdowns and only seven interceptions in 2013, giving him a +16 TD/INT differential, the best mark of his career. His 23 touchdowns are a single-season high.
- In his first postseason outing as a member of the Chiefs, he threw for playoff-game franchise records in attempts (46), completions (30), yards (378) and touchdowns (four). His 378 yards and four touchdowns pass the marks set by another former San Francisco quarterback who played in Kansas City, Joe Montana.
- During 2012 offseason, spent time working with former MLB pitching coach Tom House on his throwing motion. House is known for his work with NFL quarterbacks, including Carson Palmer, Drew Brees and Tom Brady.
- Led the 49ers to a 13-3 regular season record and a trip to the NFC Championship Game in 2011.
- Was named the 2011 Comeback Player of the Year by Rick Gosselin of the Dallas Morning News. Also earned the Ed Block Courage Award, USA Today All-Joe Team and was the Samsung Next Level Player of the Week in Week 5.
- Became the sixth quarterback in San Francisco franchise history to pass for more than 10,000 yards in a career, accomplishing that feat during the 2011 season.
- Led the 49ers to six fourth-quarter comebacks in 2011, including four on the road. His four come-from-behind road victories tied the franchise record set by QB Joe Montana in 1989.
- Became the fifth San Francisco quarterback to eventually join the Kansas City Chiefs, following Steve DeBerg (1988), Elvis Grbac (1997), Steve Bono (1994), and most notably, Joe Montana (1993).
- In 2007, Smith committed \$500,000 to the University of Utah's athletic department. The donation was the lead gift for the Alex Smith Strength and Conditioning Facility - a \$1.5 million expansion of Utah's varsity athletics weight room.
- Graduated from Utah in three years with a bachelor's degree in economics and scored a 40 on the Wonderlic Test prior to the 2005 NFL Draft.
- Originally entered the NFL as the first overall pick in the 2005 NFL Draft by San Francisco.

**TRANSACTIONS:** Traded to Kansas City from San Francisco (3/12/13) ... Re-signed with San Francisco (3/21/12) ... Signed with San Francisco (7/29/11) ... Originally entered the NFL as the first overall pick in the 2005 NFL Draft by the San Francisco 49ers.

**KANSAS CITY (2013):** Started 15 games at quarterback and was inactive in one contest, completing 308 of 508 passes (60.6%) for 3,313 yards with 23 touchdowns and seven interceptions for an 89.1 passer rating ... Also had 76 rushes for 431 yards (5.7 avg.) with one touchdown ... Completed 30 of 46 passes for 378 yards with four touchdowns and no interceptions, good for a 119.7 passer rating, and carried the ball eight times for 57 yards (7.1 avg.) in an AFC Wild Card Game at Indianapolis (1/4/14).

**SAN FRANCISCO (2005-12):** Played in 80 regular season games (75 starts), completing 1,290 of 2,177 passes (59.3 %) for 14,280 yards with 81 touchdowns and 63 interceptions for a 79.1 passer rating ... Added 212 carries for 761 yards (3.6 avg.) with four touchdowns ... Also caught one pass for a six-yard loss ... Started two postseason contests, completing 36 of 68 passes (52.9%) for 495 yards with five touchdowns and no interceptions for a 101.0 rating ... Added seven carries for 70 yards (10.0 avg.) with one touchdown in two playoff games.

**2012:** Appeared in 10 games (nine starts), completing 153 of 218 passes for 1,737 yards with 13 touchdowns and five interceptions for a 104.1 passer rating ... Added 31 carries for 132 yards (4.3 avg.) ... Started the first nine games of the season before being sidelined after suffering a head injury vs. St. Louis (11/11) ... Was active but did not play in five contests and was inactive for one game.

**2011:** Started all 16 games, completing 273 of 445 passes (61.3%) for 3,144 yards with 17 touchdowns and five interceptions for a 90.7 passer rating ... Also had 52 rushes for 179 yards (3.4 avg.) with two touchdowns ... Started two postseason contests, completing 36 of 68 passes (52.9%) for 495 yards with five touchdowns and no interceptions for a 101.0 passer rating and had seven rushes for 70 yards (10.0 avg.) with one touchdown ... Set a franchise record for fewest interceptions in a season (min. 400 attempts) ... Led the 49ers to six fourth-quarter comebacks on the season, including four on the road ... Named Samsung Next Level Player of the Week vs. Tampa Bay.

**2010:** Played in 11 games (10 starts), completing 204 of 342 passes (59.6%) for 2,370 yards with 14 touchdowns and 10 interceptions for an 82.1 passer rating ... Added 18 carries for 60 yards (3.3 avg.) ... Was inactive in two contests, vs. Denver (10/31) and vs. St. Louis (11/14), with a shoulder injury suffered at Carolina (10/24) and was active, but did not play in three games.

**2009:** Appeared in 11 games (10 starts), completing 225 of 372 passes (60.5%) for 2,350 yards with 18 touchdowns and 12 interceptions

for an 81.5 passer rating ... Added 24 carries for 51 yards (2.1 avg.) ... Also had one reception for a six-yard loss ... Was active but did not play in the first five games of the season.

**2008:** Spent the entire season on injured reserve with a shoulder injury.

**2007:** Started seven contests, connecting on 94 of 193 passes (48.7%) for 914 yards with two touchdowns and four interceptions for a 57.2 passer rating ... Added 13 carries for 89 yards (6.8 avg.) ... Suffered a separated shoulder vs. Seattle (9/30) and missed two games, vs. Baltimore (10/7) and at the New York Giants (10/21) ... Placed on injured reserve on Dec. 12 as a result of the shoulder injury.

**2006:** Started all 16 games, becoming the first quarterback in 49ers history to take every snap over the course of a season ... Completed 257 of 442 passes (58.1%) for 2,890 yards with 16 touchdowns and 16 interceptions for a 74.8 rating ... Also had 44 carries for 147 yards (3.3 avg.) with two touchdowns.

**2005:** Played in nine games (seven starts), converting 84 of 165 passes (50.9%) for 875 yards with one touchdown and 11 interceptions for a 40.8 passer rating ... Was inactive in four games vs. Tampa Bay (10/30), vs. the New York Giants (11/6), at Chicago (11/13) and served as the club's third quarterback vs. Seattle (11/20) with a knee injury suffered vs. Washington (10/23) ... Was active but did not play in three contests.

**COLLEGE:** Played in 26 games (22 starts), boasting a 21-1 record as a starter at Utah ... Completed 389 of 587 passes (66.3%) for 5,208 yards with 47 touchdowns and only eight interceptions in three seasons ... Added 1,072 rushing yards with 15 rushing touchdowns on 286 carries (4.7 avg.) ... Set Utah career records for completion percentage (66.3), passing efficiency (162.7) and yards gained per completion (13.5 avg.) ... In his third and final season at Utah, he became first player in school history to be named a finalist for the Heisman Trophy ... Led the Utes to a 12-0 record as a junior in 2004, completing 214 of 317 passes (67.5%) for 2,952 yards with 32 touchdowns and four interceptions, adding 135 carries for 631 yards (4.7 avg.) with 10 rushing touchdowns ... Named National Player of the Year by The Sporting News and Sports Illustrated ... Was also named CoSIDA Football Academic All-American of the Year ... Was a finalist for the Davey O'Brien Award, given to the nation's top passer ... Added second-team Walter Camp All-American, Mountain West Conference Offensive Player of the Year and unanimous first-team All-Mountain West Conference accolades ... Earned Mountain West Conference Player of the Week honors six times ... Took over the starting quarterback job in the season's third game as a sophomore in 2003 ... Completed 173 of 266 passes (65.0%) for 2,247 yards with 15 touchdowns and three interceptions ... Rushed 149 times for 452 yards (3.0 avg.) and five touchdowns ... Was a second-team All-Mountain West Conference pick and Earned Mountain West Conference Player of



the Week honors three times ... Appeared in two games as a true freshman in 2002, completing two of five passes with one interception ... Majored in economics at Utah.

**PERSONAL:**

- Attended Helix (Calif.) High School in La Mesa, Calif., earning All-CIF, All-Conference, All-County, team MVP and National Football Foundation and Hall of Fame Scholar-Athlete honors.
- Was named the conference's Offensive Player of the Year twice and served as team captain as a junior and a senior.
- Guided his team to a 25-1 record in his final two seasons.
- Served as class president.
- Established the Alex Smith Foundation, which

provides foster teens with the tools and resources needed to transition to successful adulthood. More than 30 kids have been fully-funded completely through college. The four-year scholarship includes tuition, mentoring, counseling and other tools they may need to come out of school debt-free.

- Father, Doug, played football at Weber State, where his mother, Pam, also attended. His sister played soccer at Cal State Northridge.
- Uncle, John L. Smith, is the head coach at Fort Lewis College in Durango, Colo. He has also served as head coach at Arkansas (2012), Michigan State (2003-06), Louisville (1998-2002), Utah State (1995-97) and Idaho (1989-94).
- Married; wife, Elizabeth, with two sons.

# SMITH'S NFL STATISTICS

## PASSING

Year	Team	G-S	Att.	Comp.	Yds.	Comp. Pct.	Yds. Att.	TD	Pct.	INT	INT Pct.	LG	Rating
2005	San Francisco	9-7	165	84	875	50.9	5.30	1	0.6	11	6.7	47	40.8
2006	San Francisco	16-16	442	257	2,890	58.1	6.54	16	3.6	16	3.6	75	74.8
2007	San Francisco	7-7	193	94	914	48.7	4.74	2	1.0	4	2.1	45	57.2
2008	San Francisco	0-0	0	0	0	0.0	0.00	0	0.0	0	0.0	--	--
2009	San Francisco	11-10	372	225	2,350	60.5	6.32	18	4.8	12	3.2	73t	81.5
2010	San Francisco	11-10	342	204	2,370	59.6	6.93	14	4.1	10	2.9	62t	82.1
2011	San Francisco	16-16	445	273	3,144	61.3	7.06	17	3.8	5	1.1	56t	90.7
2012	San Francisco	10-9	218	153	1,737	70.2	7.97	13	6.0	5	2.3	55	104.1
2013	Kansas City	15-15	508	308	3,313	60.6	6.52	23	4.5	7	1.4	71t	89.1
<b>NFL Totals</b>		<b>95-90</b>	<b>2,685</b>	<b>1,598</b>	<b>17,593</b>	<b>59.5</b>	<b>6.55</b>	<b>104</b>	<b>3.9</b>	<b>70</b>	<b>2.6</b>	<b>75</b>	<b>81.0</b>

## RUSHING

Year	Team	No.	Yds.	Avg.	LG	TD
2005	San Francisco	30	103	3.4	19	0
2006	San Francisco	44	147	3.3	22	2
2007	San Francisco	13	89	6.8	25	0
2008	San Francisco	0	0	0.0	--	0
2009	San Francisco	24	51	2.1	11	0
2010	San Francisco	18	60	3.3	12	0
2011	San Francisco	52	179	3.4	14	2
2012	San Francisco	31	132	4.3	24	0
2013	Kansas City	76	431	5.7	26	1
<b>NFL Totals</b>		<b>288</b>	<b>1,192</b>	<b>4.1</b>	<b>26</b>	<b>5</b>

## POSTSEASON

Year	Team	G-S	Att.	Comp.	Yds.	Comp. Pct.	Yds. Att.	TD	Pct.	INT	INT Pct.	LG	Rating
2011	San Francisco	2-2	68	36	495	52.9	7.28	5	7.4	0	0.0	73t	101.0
2012	San Francisco	0-0	0	0	0	0.0	0.0	0	0.0	0	0.0	--	0.0
2013	Kansas City	1-1	46	30	378	65.2	8.22	4	8.7	0	0.0	79t	119.7
<b>Totals</b>		<b>3-3</b>	<b>114</b>	<b>66</b>	<b>873</b>	<b>57.9</b>	<b>7.66</b>	<b>9</b>	<b>7.9</b>	<b>0</b>	<b>0.0</b>	<b>79t</b>	<b>108.6</b>

## RUSHING

Year	Team	No.	Yds.	Avg.	LG	TD
2011	San Francisco	7	70	10.0	28t	1
2012	San Francisco	0	0	0.0	--	0
2013	Kansas City	8	57	7.1	16	0
<b>Totals</b>		<b>15</b>	<b>127</b>	<b>8.5</b>	<b>28t</b>	<b>1</b>

## SINGLE-GAME CAREER HIGHS

**Pass Attempts:** 46 vs. Philadelphia (9/24/06)

**Pass Completions:** 29 vs. Tennessee (11/8/09)

**Passing Yards:** 310 at Seattle (12/6/09)

**TD Passes:** 5, at Oakland (12/15/13)

**Interceptions:** 4 vs. Indianapolis (10/9/05)

**Long Pass:** 75 vs. Philadelphia (9/24/06)

**Passer Rating:** 158.3 at Oakland (12/15/13)

**Rushing Attempts:** 10 at Philadelphia (9/19/13)

**Rushing Yards:** 57 at Dallas (9/15/13)

**Long Run:** 26 vs. Denver (12/1/13)

**Rushing TDs:** 1, five times, last vs. Houston (10/20/13)

### SMITH'S MULTI-TOUCHDOWN GAMES (34)

Date	Opponent	Att.	Comp.	Yards	TDs	INTs	Rating	Result
10/8/06	Oakland	19	15	165	3	1	120.5	W, 34-20
10/15/06	San Diego	31	20	214	2	1	92.7	L, 19-48
12/14/06	@ Seattle	25	14	162	2	0	102.4	W, 24-14
10/25/09	@ Houston	22	15	206	3	1	118.6	L, 21-24
11/8/09	Tennessee	45	29	286	2	3	69.3	L, 27-34
11/22/09	@ Green Bay	33	16	227	3	1	88.8	L, 24-30
11/29/09	Jacksonville	41	27	232	2	0	96.8	W, 20-3
12/6/09	@ Seattle	45	27	310	2	0	95.6	L, 17-20
12/14/09	Arizona	35	19	144	2	2	59.7	W, 24-9
10/10/10	Philadelphia	39	25	309	3	2	92.8	L, 24-27
10/17/10	Oakland	33	16	196	2	0	87.4	W, 17-9
12/12/10	Seattle	27	17	255	3	0	130.9	W, 40-21
1/2/11	Arizona	29	15	276	2	0	107.8	W, 38-7
9/18/11	Dallas	24	16	179	2	1	99.1	L, 24-27
10/2/11	@ Philadelphia	33	21	291	2	0	112.1	W, 24-23
10/9/11	Tampa Bay	19	11	170	3	0	127.2	W, 48-3
11/20/11	Arizona	38	20	267	2	1	81.8	W, 23-7
12/4/11	St. Louis	23	17	274	2	0	142.3	W, 26-0
1/14/12**	New Orleans	42	24	299	3	0	103.2	W, 36-32
1/22/12**	N.Y. Giants	26	12	196	2	0	97.6	L, 17-20
9/9/12	@ Green Bay	26	20	211	2	0	125.6	W, 30-22
9/16/12	Detroit	31	20	226	2	0	107.7	W, 27-19
10/7/12	Buffalo	24	18	303	3	0	156.3	W, 45-3
10/29/12	@ Arizona	19	18	232	3	0	157.1	W, 24-3
9/8/13	@ Jacksonville	34	21	173	2	0	94.4	W, 28-2
9/15/13	Dallas	36	21	223	2	0	95.0	W, 17-16
9/29/13	N.Y. Giants	41	24	288	3	2	84.2	W, 31-7
10/27/13	Cleveland	36	24	225	2	0	102.2	W, 23-17
11/17/13	@ Denver	45	21	230	2	0	80.9	L, 17-27
11/24/13	San Diego	38	26	294	3	1	106.7	L, 38-41
12/1/13	Denver	42	26	293	2	1	88.7	L, 28-35
12/8/13	@ Washington	20	14	137	2	0	122.3	W, 45-10
12/15/13	@ Oakland	20	17	287	5	0	158.3	W, 56-31
1/4/14**	@ Indianapolis	46	30	378	5	0	119.7	L, 44-45

\*\*Postseason game.

### SMITH'S GAMES WITH A 100.0+ RATING (18)

Date	Opponent	Att.	Comp.	Yards	TDs	INTs	Rating	Result
9/17/06	St. Louis	22	11	233	1	0	103.0	W, 20-13
11/19/06	Seattle	25	19	163	1	0	105.9	W, 20-14
12/14/06	@ Seattle	25	14	162	2	0	102.4	W, 24-14
10/25/09	@ Houston	22	15	206	3	1	118.6	L, 21-24
12/12/10	Seattle	27	17	255	3	0	130.9	W, 40-21
1/2/11	Arizona	29	15	276	2	0	107.8	W, 38-7
10/2/11	@ Philadelphia	33	21	291	2	0	112.1	W, 24-23
11/6/11	@ Washington	24	17	200	1	0	109.7	W, 19-11
12/4/11	St. Louis	23	17	274	2	0	142.3	W, 26-0
1/14/12**	New Orleans	42	24	299	3	0	103.2	W, 36-32
9/9/12	@ Green Bay	26	20	211	2	0	125.6	W, 30-22
9/16/12	Detroit	31	20	226	2	0	107.7	W, 27-19
10/7/12	Buffalo	24	18	303	3	0	156.3	W, 45-3
10/28/13	Cleveland	36	24	225	0	0	102.2	W, 23-17
11/24/13	San Diego	38	26	294	1	1	106.7	L, 38-41
12/8/13	@ Washington	20	14	137	0	0	122.3	W, 45-10
12/15/13	@ Oakland	20	17	287	0	0	158.3	W, 56-31
1/4/14**	@ Indianapolis	46	30	378	4	0	119.7	L, 44-45

\*Minimum of 20 attempts to qualify.

\*\*Postseason game.

# SMITH'S GAME-BY-GAME STATISTICS

2013

CHIEFS

Date	Opp.	Att.	Comp.	Yds.	Comp. Yds.		TD	INT	LG	Sack/Yds.	Rating
					Pct.	Att.					
9/8	@ Jacksonville	34	21	173	61.8	5.09	2	0	26	1/2	94.4
9/15	DALLAS	36	21	223	58.3	6.19	2	0	31	4/24	95.0
9/19	@ Philadelphia	35	22	273	62.9	7.80	0	0	51	5/25	87.0
9/29	N.Y. GIANTS	41	24	288	58.5	7.02	3	2	34	1/0	84.2
10/6	@ Tennessee	39	20	245	51.3	6.28	0	1	44	2/12	60.3
10/13	OAKLAND	31	14	128	45.2	4.13	0	0	24	3/23	56.9
10/20	HOUSTON	34	23	240	67.6	7.05	0	1	43	2/9	75.6
10/27	CLEVELAND	36	24	225	66.7	6.25	2	0	28t	6/30	102.2
11/3	@ Buffalo	29	19	124	65.5	4.28	0	0	20	2/9	74.5
11/17	@ Denver	45	21	230	46.7	5.11	2	0	26	3/30	77.1
11/24	SAN DIEGO	38	26	294	68.4	7.74	3	1	36	3/13	106.7
12/1	DENVER	42	26	293	61.9	6.98	2	1	28	0/0	88.7
12/8	@ Washington	20	14	137	70.0	6.85	2	0	22	0/0	122.3
12/15	@ Oakland	20	17	287	85.0	14.4	5	0	71t	2/12	158.3
12/22	INDIANAPOLIS	28	16	153	55.1	5.27	0	1	19	4/21	41.3
12/29	@ San Diego	<i>Inactive</i>									
<b>TOTALS</b>		<b>508</b>	<b>308</b>	<b>3,313</b>	<b>60.6</b>	<b>6.51</b>	<b>23</b>	<b>7</b>	<b>71t</b>	<b>38/210</b>	<b>88.1</b>
1/4/14	@ Indianapolis	46	30	378	65.2	8.22	4	0	79t	2/15	119.7
<b>PLAYOFF TOTALS</b>		<b>46</b>	<b>30</b>	<b>378</b>	<b>65.2</b>	<b>8.22</b>	<b>4</b>	<b>0</b>	<b>79t</b>	<b>2/15</b>	<b>119.7</b>

2012

49ERS

Date	Opp.	Att.	Comp.	Yds.	Comp. Yds.		TD	INT	LG	Sack/Yds.	Rating
					Pct.	Att.					
9/9	@ Green Bay	26	20	211	76.9	8.12	2	0	29	4/20	125.6
9/16	DETROIT	31	20	226	64.5	7.29	2	0	23t	3/25	107.7
9/23	@ Minnesota	35	24	204	68.6	5.83	1	1	22	3/13	81.1
9/30	@ N.Y. Jets	21	12	143	57.1	6.81	0	0	26	2/9	78.1
10/7	BUFFALO	24	18	303	75.0	12.63	3	0	53	0/0	156.3
10/14	N.Y. GIANTS	30	19	200	63.3	6.67	0	3	55	4/31	43.1
10/18	SEATTLE	23	14	140	60.9	6.09	1	1	18	2/2	74.5
10/29	@ Arizona	19	18	232	94.7	12/21	3	0	47t	4/28	157.1
11/11	ST. LOUIS	8	7	72	87.5	9.00	1	0	19	2/9	143.8
11/19	CHICAGO	<i>Inactive/Head</i>									
11/25	@ New Orleans	<i>Active, Did not play</i>									
12/2	@ St. Louis	<i>Active, Did not play</i>									
12/9	MIAMI	<i>Active, Did not play</i>									
12/6	@ New England	<i>Active, Did not play</i>									
12/23	@ Seattle	<i>Active, Did not play</i>									
12/30	ARIZONA	1	1	6	100.0	6.00	0	0	6	0/0	91.7
<b>TOTALS</b>		<b>218</b>	<b>153</b>	<b>1,737</b>	<b>70.2</b>	<b>7.97</b>	<b>13</b>	<b>5</b>	<b>55</b>	<b>24/137</b>	<b>104.1</b>
1/12/13	GREEN BAY	<i>Active, Did not play</i>									
1/20/13	@ Atlanta	<i>Active, Did not play</i>									
2/3/13	BALTIMORE	<i>Active, Did not play</i>									
<b>PLAYOFF TOTALS</b>		<b>0</b>	<b>0</b>	<b>0</b>	<b>0.0</b>	<b>0.00</b>	<b>0</b>	<b>0</b>	<b>--</b>	<b>0/0</b>	<b>0.0</b>

# SMITH'S GAME-BY-GAME STATISTICS

2011

49ERS

Date	Opp.	Att.	Comp.	Yds.	Pct.	Att.	TD	INT	LG	Sack/Yds.	Rating
9/11	SEATTLE	20	15	124	75.0	6.20	0	0	27	0/0	90.4
9/18	DALLAS	24	16	179	66.7	7.46	2	1	29t	6/47	99.1
9/25	@ Cincinnati	30	20	201	66.7	6.70	0	0	39	5/25	85.6
10/2	@ Philadelphia	33	21	291	63.6	8.82	2	0	44	3/13	112.1
10/9	TAMPA BAY	19	11	170	57.9	8.95	3	0	26t	0/0	127.2
10/16	@ Detroit	32	17	125	53.1	3.91	1	1	27	2/14	60.0
10/30	CLEVELAND	24	15	177	62.5	7.38	1	0	41	1/3	98.8
11/6	@ Washington	24	17	200	70.8	8.33	1	0	30t	2/12	109.7
11/13	N.Y. GIANTS	30	19	242	63.3	8.07	1	1	31t	2/14	85.7
11/20	ARIZONA	38	20	267	52.6	7.03	2	1	38	00/0	81.8
11/24	@ Baltimore	24	15	140	62.5	5.83	0	1	20	9/44	61.1
12/4	ST. LOUIS	23	17	274	73.9	11.91	2	0	56t	4/29	142.3
12/11	@ Arizona	37	18	175	48.6	4.73	0	0	32	5/32	62.3
12/19	PITTSBURGH	31	18	187	58.1	6.03	1	0	31	0/0	86.4
12/24	@ Seattle	26	14	179	53.8	6.88	0	0	41	2/8	75.6
1/1/12	@ St. Louis	30	20	213	66.7	7.10	1	0	44	3/22	98.3
<b>TOTALS</b>		<b>445</b>	<b>273</b>	<b>3,144</b>	<b>61.3</b>	<b>7.07</b>	<b>17</b>	<b>5</b>	<b>56t</b>	<b>44/263</b>	<b>90.7</b>
1/14/12	NEW ORLEANS	42	24	299	57.1	7.12	3	0	49t	4/35	103.2
1/22/12	N.Y. GIANTS	26	12	196	46.2	7.54	2	0	73t	3/18	97.6
<b>PLAYOFF TOTALS</b>		<b>68</b>	<b>36</b>	<b>495</b>	<b>52.9</b>	<b>7.28</b>	<b>5</b>	<b>0</b>	<b>73t</b>	<b>7/53</b>	<b>101.0</b>

2010

49ERS

Date	Opp.	Att.	Comp.	Yds.	Pct.	Att.	TD	INT	LG	Sack/Yds.	Rating
9/12	@ Seattle	45	26	225	57.8	5.00	0	2	23	2/11	52.5
9/20	NEW ORLEANS	32	23	275	71.9	8.59	1	2	41	0/0	82.2
9/26	@ Kansas City	42	23	232	54.8	5.52	1	1	41	5/24	68.8
10/3	@ Atlanta	32	21	188	65.6	5.88	1	2	19	1/7	65.6
10/10	PHILADELPHIA	39	25	309	64.1	7.92	3	2	36	2/19	92.8
10/17	OAKLAND	33	16	196	48.5	5.94	2	0	35	2/5	87.4
10/24	@ Carolina	19	9	129	47.4	6.79	1	0	53	1/8	87.4
10/31	DENVER				<i>Inactive/Shoulder</i>						
11/14	ST. LOUIS				<i>Inactive/Shoulder</i>						
11/21	TAMPA BAY				<i>Active, Did not play</i>						
11/29	@ Arizona				<i>Active, Did not play</i>						
12/5	@ Green Bay				<i>Active, Did not play</i>						
12/12	SEATTLE	27	17	255	63.0	9.44	3	0	62t	2/14	130.9
12/16	@ San Diego	29	19	165	65.5	5.69	0	1	36	6/34	66.0
12/26	@ St. Louis	15	10	120	66.7	8.00	0	0	33	2/4	91.0
1/2/11	ARIZONA	29	15	276	51.7	9.52	2	0	59t	2/14	107.8
<b>TOTALS</b>		<b>342</b>	<b>204</b>	<b>2,370</b>	<b>59.6</b>	<b>6.93</b>	<b>14</b>	<b>10</b>	<b>62t</b>	<b>25/140</b>	<b>82.1</b>

2009

49ERS

Date	Opp.	Att.	Comp.	Yds.	Pct.	Att.	TD	INT	LG	Sack/Yds.	Rating
9/13	@ Arizona				<i>Active, Did not play</i>						
9/20	SEATTLE				<i>Active, Did not play</i>						
9/27	@ Minnesota				<i>Active, Did not play</i>						
10/4	ST. LOUIS				<i>Active, Did not play</i>						
10/11	ATLANTA				<i>Active, Did not play</i>						
10/25	@ Houston	22	15	206	68.2	9.36	3	1	29t	0/0	118.6
11/1	@ Indianapolis	32	19	198	59.4	6.19	1	1	27	4/16	74.7
11/8	TENNESSEE	45	29	286	64.4	6.36	2	3	40	4/36	69.3
11/12	CHICAGO	23	16	118	69.6	5.13	0	1	20	2/12	63.3
11/22	@ Green Bay	33	16	227	48.5	6.88	3	1	38t	3/12	88.8
11/29	JACKSONVILLE	41	27	232	65.9	5.66	2	0	30	0/0	96.8
12/6	@ Seattle	45	27	310	60.0	6.89	2	0	42	1/7	95.6
12/14	ARIZONA	35	19	144	54.3	4.11	2	2	35t	1/6	59.7
12/20	@ Philadelphia	37	20	177	54.1	4.78	1	3	22	3/23	42.3
12/27	DETROIT	31	20	230	64.5	7.42	1	0	50	1/4	97.5
1/3/10	@ St. Louis	28	17	222	60.7	7.93	1	0	73t	3/18	97.6
<b>TOTALS</b>		<b>372</b>	<b>225</b>	<b>2,350</b>	<b>60.5</b>	<b>6.32</b>	<b>18</b>	<b>12</b>	<b>73t</b>	<b>22/134</b>	<b>81.5</b>



# SMITH'S GAME-BY-GAME STATISTICS

2008

49ERS

Date	Opp.	Att.	Comp.	Yds.	Pct.	Att.	TD	INT	LG	Sack/Yds.	Rating
9/7	ARIZONA										
9/14	@ Seattle										
9/21	DETROIT										
9/28	@ New Orleans										
10/5	NEW ENGLAND										
10/12	PHILADELPHIA										
10/19	@ N.Y. Giants										
10/26	SEATTLE										
11/10	@ Arizona										
11/16	ST. LOUIS										
11/23	@ Dallas										
11/30	@ Buffalo										
12/7	N.Y. JETS										
12/14	@ Miami										
12/21	@ St. Louis										
12/28	WASHINGTON										
<b>TOTALS</b>		<b>0</b>	<b>0</b>	<b>0</b>	<b>0.0</b>	<b>0.0</b>	<b>0</b>	<b>0</b>	<b>--</b>	<b>0/0</b>	<b>0.0</b>

2007

49ERS

Date	Opp.	Att.	Comp.	Yds.	Pct.	Att.	TD	INT	LG	Sack/Yds.	Rating
9/10	ARIZONA	31	15	126	48.4	4.06	0	0	22	3/24	59.3
9/16	@ St. Louis	17	11	126	64.7	7.41	0	0	34	4/29	86.9
9/23	@ Pittsburgh	35	17	209	48.6	5.97	1	1	31	2/11	65.1
9/30	SEATTLE	1	0	0	0.0	0.00	0	0	--	1/10	39.6
10/7	BALTIMORE										
10/21	@ N.Y. Giants										
10/28	NEW ORLEANS	43	22	190	51.2	4.42	1	0	20	2/13	70.9
11/4	@ Atlanta	38	17	149	44.7	3.92	0	3	21	2/14	22.8
11/12	@ Seattle	28	12	114	42.9	4.07	0	0	45	3/20	54.8
11/18	ST. LOUIS										
11/25	@ Arizona										
12/2	@ Carolina										
12/9	MINNESOTA										
12/15	CINCINNATI										
12/23	TAMPA BAY										
12/30	@ Cleveland										
<b>TOTALS</b>		<b>193</b>	<b>94</b>	<b>914</b>	<b>48.7</b>	<b>4.74</b>	<b>2</b>	<b>4</b>	<b>45</b>	<b>17/121</b>	<b>57.2</b>

2006


49ERS

Date	Opp.	Att.	Comp.	Yds.	Pct.	Att.	TD	INT	LG	Sack/Yds.	Rating
9/10	@ Arizona	40	23	288	57.5	7.20	1	0	46	1/2	88.3
9/17	ST. LOUIS	22	11	233	50.0	10.59	1	0	72t	0/0	103.0
9/24	PHILADELPHIA	46	27	293	58.7	6.37	1	0	75	3/24	84.8
10/1	@ Kansas City	25	13	92	52.0	3.68	0	2	22	4/16	27.4
10/8	OAKLAND	19	15	165	78.9	8.68	3	1	33t	0/0	120.5
10/15	SAN DIEGO	31	20	214	65.5	6.90	2	1	25	5/32	92.7
10/29	@ Chicago	25	14	135	56.0	5.40	1	2	25	2/14	51.3
11/5	MINNESOTA	21	13	105	61.9	5.00	0	1	22	3/14	54.7
11/12	@ Detroit	20	14	136	70.0	6.80	0	0	2	3/19	88.8
11/19	SEATTLE	25	19	163	76.0	6.52	1	0	23	1/9	105.9
11/26	@ St. Louis	25	13	148	52.0	5.92	1	2	28	0/0	50.1
12/3	@ New Orleans	28	14	171	50.0	6.11	1	3	48t	4/26	41.5
12/10	GREEN BAY	29	12	201	41.4	6.93	1	2	52t	1/7	48.2
12/14	@ Seattle	25	14	162	56.0	6.48	2	0	54	0/0	102.4
12/24	ARIZONA	29	18	190	62.1	6.55	0	1	44	4/16	66.7
12/31	@ Denver	32	17	194	53.1	6.06	1	1	35	4/23	69.0
<b>TOTALS</b>		<b>442</b>	<b>257</b>	<b>2,890</b>	<b>58.1</b>	<b>6.54</b>	<b>16</b>	<b>16</b>	<b>75</b>	<b>35/202</b>	<b>74.8</b>

# SMITH'S GAME-BY-GAME STATISTICS

2005  
49ERS

Date	Opp.	Comp. Yds.									
		Att.	Comp.	Yds.	Pct.	Att.	TD	INT	LG	Sack/Yds.	Rating
9/11	ST. LOUIS	<i>Active, Did not play</i>									
9/18	@ Philadelphia	1	0	0	0.0	0.00	0	0	--	0/0	39.6
9/25	DALLAS	<i>Active, Did not play</i>									
10/2	@ Arizona	10	6	34	60.0	3.40	0	0	16	2/15	66.3
10/9	INDIANAPOLIS	23	9	74	39.1	3.22	0	4	21	5/30	8.5
10/23	@ Washington	16	8	92	50.0	5.75	0	1	43	5/38	41.7
10/30	TAMPA BAY	<i>Inactive/Knee</i>									
11/6	N.Y. GIANTS	<i>Inactive/Knee</i>									
11/13	@ Chicago	<i>Inactive/Knee</i>									
11/20	SEATTLE	<i>Inactive/3rd QB/Knee</i>									
11/27	@ Tennessee	<i>Active, Did not play</i>									
12/4	ARIZONA	24	16	185	66.7	7.71	0	3	31	3/16	50.2
12/11	@ Seattle	22	9	77	40.9	3.50	0	1	24	4/26	31.8
12/18	@ Jacksonville	24	8	123	33.3	5.13	0	1	47	2/16	33.9
12/24	@ St. Louis	16	12	131	75.0	8.19	0	0	22	5/27	98.7
1/1/06	HOUSTON	29	16	159	55.2	5.48	1	1	39	3/17	68.0
<b>TOTALS</b>		<b>165</b>	<b>84</b>	<b>875</b>	<b>50.9</b>	<b>5.30</b>	<b>1</b>	<b>11</b>	<b>47</b>	<b>29/185</b>	<b>40.8</b>



**SEAN  
SMITH**  
CORNERBACK



**21**

6-3 • 218 • Born: 7/14/87  
Pasadena, Calif. • NFL Exp: 6 (2nd with Chiefs)  
GP/GS (Playoffs) 79/71 (1/1)  
Acq: FA-13 • Utah

**PRO CAREER:**

- Sixth-year defensive back joined the Chiefs as a free agent in 2013.
- Has started all 16 games in three of his five NFL seasons (2009, 2011-12).
- Owns 252 tackles (218 solo), seven interceptions for 152 yards, including one return for a 100-yard touchdown, 54 passes defended, three forced fumbles and one fumble recovery.
- Started his first postseason contest in 2013 as a member of the Chiefs.
- Originally entered the NFL as the second of two second-round draft picks (61st overall) by the Miami Dolphins in the 2009 NFL Draft.

**TRANSACTIONS:** Signed with Kansas City (3/15/13) ... Drafted with the second of two second-round picks (61st overall) by the Miami Dolphins in the 2009 NFL Draft.

**KANSAS CITY 2013:** Played in 16 games (15 starts) at right cornerback, posting 47 tackles (43 solo), two interceptions for 96 yards, including a 100-yard return for a touchdown and 15 passes defended ... Recorded four tackles (one solo) and one pass defended in an AFC Wild Card game at Indianapolis (1/4/14).

**MIAMI (2009-12):** Played in 63 games (56 starts) in four seasons with the Dolphins ... Totaled 208 tackles (178 solo), five interceptions returned for 56 yards, 39 passes defended, three forced fumbles and one fumble recovery.

**2012:** Started all 16 games, posting 59 tackles (53 solo), two interceptions returned for 31 yards, a team-high 11 passes defended and three forced fumbles.

**2011:** Started all 16 games, recording 60 tackles, two interceptions for seven yards and seven passes defended.

**2010:** Appeared in 15 games (eight starts), tallying 50 tackles (42 solo), nine passes defended and an interception ... Did not play in season

opener at Buffalo (9/12).

**2010:** Started all 16 games as a rookie, becoming first Dolphins rookie cornerback to start 16 games in their first season ... Finished with 39 tackles, a team-high 12 passes defended and one fumble recovery.

**COLLEGE:** Three-year letterman and two-year starter at Utah (2006-08) appeared in 39 games (22 starts), recording 80 tackles (43 solo), nine interceptions, 16 passes defended and three tackles for loss ... Added seven rushes for 63 yards and one reception for 12 yards ... Played in 13 games (12 starts) as a junior in 2008, tallying 46 tackles (23 solo), five interceptions for 151 yards with a touchdown, nine passes defended, a sack, two tackles for loss and a forced fumble. Named third-team All-American as the Utes finished ranked second in the country with a 13-0 record, the only perfect team in the country ... Appeared in 13 games (10 starts) as a sophomore in 2007, registering 32 tackles (20 solo), four interceptions and seven passes defended ... Played in 13 games as a redshirt freshman in 2006, playing slot receiver in the first 11 contests before shifting to defense and appearing as a nickel back in the final two games. Recorded seven carries for 63 yards (9.0 avg.) and a 12-yard reception on offense and posted two tackles on defense ... Redshirted in 2005 as a true freshman ... Originally entered college as a running back before moving to wide receiver and eventually cornerback ... Majored in mass communications at Utah.

**PERSONAL:**

- Prepped at Blair High School in Pasadena, Calif., where he played running back, receiver and was a kickoff return specialist.
- Earned all-conference, all-state and All-American honors and won league Offensive Back of the Year accolades as a senior, after rushing for more than 1,500 yards with 18 touchdowns and adding 547 receiving yards and more than 400 yards in kickoff returns.

### SMITH'S NFL STATISTICS

Year	Team	TACKLES				SACKS		INTERCEPTIONS					FUMBLES		
		G-S	Solos	Asst.	Total	No.	Yds.	No.	Yds.	LG	TDs	PDs	FF	FR	Yds.
2009	Miami	16-16	32	7	39	0.0	0.0	0	0	--	0	12	0	1	0
2010	Miami	15-8	42	8	50	0.0	0.0	1	18	--	0	9	0	0	0
2011	Miami	16-16	51	9	60	0.0	0.0	2	7	7	0	7	0	0	0
2012	Miami	16-16	53	6	59	0.0	0.0	2	31	31	0	11	3	0	0
2013	Kansas City	16-15	43	4	47	0.0	0.0	2	96	100t	1	15	0	0	0
<b>Totals</b>		<b>79-71</b>	<b>221</b>	<b>34</b>	<b>255</b>	<b>0.0</b>	<b>0.0</b>	<b>7</b>	<b>152</b>	<b>100t</b>	<b>1</b>	<b>54</b>	<b>3</b>	<b>1</b>	<b>0</b>

**Additional Stats:** Had one special teams tackle in 2010.

### POSTSEASON

Year	Team	TACKLES				SACKS		INTERCEPTIONS					FUMBLES		
		G-S	Solos	Asst.	Total	No.	Yds.	No.	Yds.	LG	TDs	PDs	FF	FR	Yds.
2013	Kansas City	1-1	1	3	4	0.0	0.0	0	0	--	0	1	0	0	0
<b>Totals</b>		<b>1-1</b>	<b>1</b>	<b>3</b>	<b>4</b>	<b>0.0</b>	<b>0.0</b>	<b>0</b>	<b>0</b>	<b>--</b>	<b>0</b>	<b>1</b>	<b>1</b>	<b>0</b>	<b>0</b>

### SINGLE-GAME CAREER HIGHS

**Tackles:** 8 (six solo) at Cincinnati (10/7/12)

**Forced Fumbles:** 3, three times,

**Interceptions:** 2 at Arizona (9/30/12)

last vs. Buffalo (12/23/12)

**INT Return Yards:** 100t at Buffalo (11/3/13)

**Fumble Recoveries:** 1 at Tennessee (12/20/09)

**Long INT Return:** 100t at Buffalo (11/3/13)

**Passes Defensed:** 4 at N.Y. Jets (12/12/10)

### SMITH'S GAME-BY-GAME STATISTICS

**2013**

**CHIEFS**

Date	Opp.	Tkl	Ast	Tot	TFL	Sck	INT	FR	FF	PR	PD
9/8	@ Jacksonville	1	0	0	0	0.0	0-0	0	0	0	0
9/15	DALLAS	4	0	4	0	0.0	0-0	0	0	0	0
9/19	@ Philadelphia	3	1	4	0	0.0	1--4	0	0	0	2
9/29	N.Y. GIANTS	4	0	4	0	0.0	0-0	0	0	0	0
10/6	@ Tennessee	3	0	3	0	0.0	0-0	0	0	0	2
10/13	OAKLAND	5	0	5	0	0.0	0-0	0	0	0	1
10/20	HOUSTON	1	0	1	0	0.0	0-0	0	0	0	1
10/27	CLEVELAND	2	0	2	0	0.0	0-0	0	0	0	2
11/3	@ Buffalo	1	1	2	0	0.0	1-100t	0	0	0	2
11/17	@ Denver	2	0	2	0	0.0	0-0	0	0	0	1
11/24	SAN DIEGO	3	0	3	0	0.0	0-0	0	0	0	1
12/1	DENVER	5	0	5	0	0.0	0-0	0	0	0	1
12/8	@ Washington	2	0	2	0	0.0	0-0	0	0	0	1
12/15	@ Oakland	3	2	5	0	0.0	0-0	0	0	0	1
12/22	INDIANAPOLIS	3	0	3	0	0.0	0-0	0	0	0	0
12/29	@ San Diego	1	0	1	0	0.0	0-0	0	0	0	0
<b>TOTALS</b>		<b>43</b>	<b>4</b>	<b>47</b>	<b>0</b>	<b>0.0</b>	<b>2-96</b>	<b>0</b>	<b>0</b>	<b>0</b>	<b>15</b>
1/4/14	@ Indianapolis	1	3	4	0	0.0	0-0	0	0	0	1
<b>PLAYOFF TOTALS</b>		<b>1</b>	<b>3</b>	<b>4</b>	<b>0</b>	<b>0.0</b>	<b>0-0</b>	<b>0</b>	<b>0</b>	<b>0</b>	<b>1</b>

# SMITH'S GAME-BY-GAME STATISTICS

2012

## DOLPHINS

Date	Opp.	Tkl	Ast	Tot	TFL	Sck	INT	FR	FF	PR	PD
9/9	@ Houston	2	0	2	0	0.0	0-0	0	0	0	0
9/16	OAKLAND	4	0	4	0	0.0	0-0	0	0	0	2
9/23	N.Y. JETS	2	0	2	0	0.0	0-0	0	0	0	1
9/30	@ Arizona	6	0	6	0	0.0	2-31	0	0	0	3
10/7	@ Cincinnati	6	2	8	0	0.0	0-0	0	1	0	1
10/14	ST. LOUIS	5	0	5	0	0.0	0-0	0	0	0	1
10/28	@ N.Y. Jets	2	1	3	0	0.0	0-0	0	0	0	1
11/4	@ Indianapolis	4	1	5	0	0.0	0-0	0	0	0	1
11/11	TENNESSEE	4	1	5	0	0.0	0-0	0	0	0	0
11/15	@ Buffalo	6	0	6	0	0.0	0-0	0	1	0	0
11/25	SEATTLE	3	0	3	0	0.0	0-0	0	0	0	0
12/2	NEW ENGLAND	0	0	0	0	0.0	0-0	0	0	0	0
12/9	@ San Francisco	4	0	4	0	0.0	0-0	0	0	0	0
12/16	JACKSONVILLE	2	0	2	0	0.0	0-0	0	0	0	1
12/23	BUFFALO	2	0	2	0	0.0	0-0	0	1	0	0
12/30	@ New England	1	1	2	0	0.0	0-0	0	0	0	0
<b>TOTALS</b>		<b>53</b>	<b>6</b>	<b>59</b>	<b>0</b>	<b>0.0</b>	<b>2-31</b>	<b>0</b>	<b>3</b>	<b>0</b>	<b>11</b>

2011

## DOLPHINS

Date	Opp.	Tkl	Ast	Tot	TFL	Sck	INT	FR	FF	PR	PD
9/12	NEW ENGLAND	2	1	3	0	0.0	0-0	0	0	0	0
9/18	HOUSTON	3	1	4	0	0.0	0-0	0	0	0	1
9/25	@ Cleveland	4	2	6	0	0.0	0-0	0	0	0	1
10/2	@ San Diego	5	0	5	0	0.0	0-0	0	0	0	0
10/17	@ N.Y. Jets	0	0	0	0	0.0	0-0	0	0	0	0
10/23	DENVER	7	0	7	0	0.0	0-0	0	0	0	0
10/30	@ N.Y. Giants	7	0	7	0	0.0	0-0	0	0	0	1
11/6	@ Kansas City	4	0	4	0	0.0	0-0	0	0	0	1
11/13	WASHINGTON	1	1	2	0	0.0	0-0	0	0	0	0
11/20	BUFFALO	3	1	4	0	0.0	0-0	0	0	0	0
11/24	@ Dallas	2	0	2	0	0.0	1-0	0	0	0	1
12/4	OAKLAND	3	1	4	0	0.0	0-0	0	0	0	0
12/11	PHILADELPHIA	1	0	1	0	0.0	1-7	0	0	0	1
12/18	@ Buffalo	3	0	3	0	0.0	0-0	0	0	0	0
12/24	@ New England	0	2	2	0	0.0	0-0	0	0	0	1
1/1/12	N.Y. JETS	6	0	6	0	0.0	0-0	0	0	0	0
<b>TOTALS</b>		<b>51</b>	<b>9</b>	<b>60</b>	<b>0</b>	<b>0.0</b>	<b>2-7</b>	<b>0</b>	<b>0</b>	<b>0</b>	<b>7</b>

2010

## DOLPHINS



Date	Opp.	Tkl	Ast	Tot	TFL	Sck	INT	FR	FF	PR	PD
9/12	@ Buffalo										
9/19	@ Minnesota	2	0	2	0	0.0	0-0	0	0	0	0
9/26	N.Y. JETS	3	1	4	0	0.0	0-0	0	0	0	0
10/4	NEW ENGLAND	4	1	5	0	0.0	0-0	0	0	0	0
10/17	@ Green Bay	0	1	1	0	0.0	0-0	0	0	0	1
10/24	PITTSBURGH	4	1	5	0	0.0	0-0	0	0	0	0
10/31	@ Cincinnati	0	1	1	0	0.0	1-18	0	0	0	2
11/7	@ Baltimore	4	1	5	0	0.0	0-0	0	0	0	1
11/14	TENNESSEE	5	1	6	0	0.0	0-0	0	0	0	0
11/18	CHICAGO	3	1	4	0	0.0	0-0	0	0	0	0
11/28	@ Oakland	2	0	2	0	0.0	0-0	0	0	0	0
12/5	CLEVELAND	4	0	4	0	0.0	0-0	0	0	0	0
12/12	@ N.Y. Jets	5	0	5	1	0.0	0-0	0	0	0	4
12/19	BUFFALO	1	0	1	0	0.0	0-0	0	0	0	1
12/26	DETROIT	2	0	2	0	0.0	0-0	0	0	0	0
1/2/11	@ New England	3	0	3	0	0.0	0-0	0	0	0	0
<b>TOTALS</b>		<b>42</b>	<b>8</b>	<b>50</b>	<b>1</b>	<b>0.0</b>	<b>1-18</b>	<b>0</b>	<b>0</b>	<b>0</b>	<b>9</b>

Active, Did not play



**SMITH'S GAME-BY-GAME STATISTICS****2009****DOLPHINS**

<b>Date</b>	<b>Opp.</b>	<b>Tkl</b>	<b>Ast</b>	<b>Tot</b>	<b>TFL</b>	<b>Sck</b>	<b>INT</b>	<b>FR</b>	<b>FF</b>	<b>PR</b>	<b>PD</b>
9/13	@ Atlanta	2	0	2	0	0.0	0-0	0	0	0	2
9/21	INDIANAPOLIS	1	1	2	0	0.0	0-0	0	0	0	1
9/27	@ San Diego	1	0	1	0	0.0	0-0	0	0	0	0
10/4	BUFFALO	2	0	2	0	0.0	0-0	0	0	0	2
10/12	N.Y. JETS	1	1	2	0	0.0	0-0	0	0	0	1
10/25	NEW ORLEANS	1	1	2	0	0.0	0-0	0	0	0	1
11/1	@ N.Y. Jets	6	0	6	0	0.0	0-0	0	0	0	1
11/8	@ New England	6	0	6	0	0.0	0-0	0	0	0	0
11/15	TAMPA BAY	1	0	1	0	0.0	0-0	0	0	0	0
11/19	@ Carolina	4	2	6	0	0.0	0-0	0	0	0	1
11/29	@ Buffalo	0	1	1	0	0.0	0-0	0	0	0	1
12/6	NEW ENGLAND	1	1	2	0	0.0	0-0	0	0	0	1
12/13	@ Jacksonville	0	0	0	0	0.0	0-0	0	0	0	0
12/20	@ Tennessee	2	0	2	0	0.0	0-0	1	0	0	0
12/27	HOUSTON	1	0	1	0	0.0	0-0	0	0	0	1
1/3/10	PITTSBURGH	3	0	3	0	0.0	0-0	0	0	0	0
<b>TOTALS</b>		<b>32</b>	<b>7</b>	<b>39</b>	<b>0</b>	<b>0.0</b>	<b>0-0</b>	<b>1</b>	<b>0</b>	<b>0</b>	<b>12</b>

	<div> <div> <b>DANIEL SORENSEN</b>            SAFETY         </div> <div>  <span>49</span> </div> </div> <div>         6-2 • 208 • Born: 3/5/90          Colton, Calif. • NFL Exp: R (1st with Chiefs)          GP/GS (Playoffs) 0/0 (0/0)          Acq: CFA-14 • BYU       </div>
---	--

#### **CAREER:**

- Rookie safety enters his first NFL season with Kansas City in 2014 after being signed by the club as a college free agent on May 12.

**TRANSACTIONS:** Signed by Kansas City as an undrafted free agent (5/12/14).

**COLLEGE:** Four-year letterwinner played in 51 games, recording 211 tackles (122 solo), 1.0 sack (-9 yards), eight interceptions returned for 81 yards and one touchdown, a school-record 23 passes defended, two forced fumbles and two fumble recoveries ... Named a team captain and earned first-team Phil Steele All-Independent honors as a senior.

#### **PERSONAL:**

- Prepped at Colton High School in Colton, Calif., where he earned first-team all-conference honors playing both defense and offense.
- Also served as the team's punter at Colton and had 17 punts, averaging 47.78 yards per punt his senior year to earn him first-team all-league.
- Missed the 2009-10 seasons when he served in the Costa Rica San Jose Mission.
- Is an Eagle Scout.
- Majored in business.
- Older brother Brad played QB at Southern Utah and was drafted in the seventh-round by the San Diego Chargers in the 2013 NFL Draft.



## DAMION SQUARE DEFENSIVE END



6-2 • 293 • Born: 2/6/89  
Houston, Texas • NFL Exp: 2 (1st with Chiefs)  
GP/GS (Playoffs) 10/0 (1/0)  
Acq: W (PHI)-14 • Alabama

### PRO CAREER:

- Second-year defensive end enters his first season with the Chiefs after being claimed off waivers from Philadelphia on Aug. 31, 2014.
- Has played in 10 games, recording four tackles, including one for loss and a pass defended ... Also played in one postseason contest and logged a solo tackle.
- Originally entered the NFL as an undrafted free agent with the Philadelphia Eagles in 2013.

**TRANSACTIONS:** Claimed via waivers by Kansas City from Philadelphia (8/31/14) ... Released by Philadelphia (8/30/14) ... Signed by the Eagles as an undrafted free agent (4/29/13).

**PHILADELPHIA (2013):** Played in 10 games, recording four tackles, including one for loss and a pass defended ... Saw action in the Eagles' Wild Card game vs. New Orleans, recording one solo tackle.

**COLLEGE:** Was a four-year letterman and

a member of three National Championship teams at Alabama ... Played in 40 games (31 starts), logging 93 tackles, including 18.5 tackles for loss, 7.5 sacks, two pass breakups and one fumble recovery ... Led the Crimson Tide with nine QB hurries as a senior while recording 33 tackles, four for loss, 3.5 sacks, one pass breakup and one forced fumble.

### PERSONAL:

- Attended Yates High School in Houston, Texas, where he earned all-state honors.
- Several of his family members played collegiate football: John Square (Miami), Johnny Otis Square (Colorado St.), Ronnie Miller (North Texas) and Robert Miller, who spent six years as a running back with the Minnesota Vikings (1975-80) after playing collegiately at Colorado St. In addition, his cousin Derek Curry starred at Notre Dame and held brief stints with the Dolphins and Bengals.

### SQUARE'S NFL STATISTICS

Year	Team	G-S	TACKLES			SACKS		INTS			FUMBLES			QB Press.
			Solos	Asst.	Total	No.	Yds.	No.	Yds.	PDs	FF	FR	Yds.	
2013	Philadelphia	10-0	4	0	4	0.0	0.0	0	0	1	0	0	0	0
<b>Totals</b>		<b>10-0</b>	<b>4</b>	<b>0</b>	<b>4</b>	<b>0.0</b>	<b>0.0</b>	<b>0</b>	<b>0</b>	<b>1</b>	<b>0</b>	<b>0</b>	<b>0</b>	<b>0</b>

#### Additional Stats:

### POSTSEASON

Year	Team	G-S	TACKLES			SACKS		INTERCEPTIONS					FUMBLES		
			Solos	Asst.	Total	No.	Yds.	No.	Yds.	LG	TDs	PDs	FF	FR	Yds.
2013	Philadelphia	1-0	1	0	1	0.0	0.0	0	0	0	0	0	0	0	0
<b>Totals</b>		<b>1-0</b>	<b>1</b>	<b>0</b>	<b>1</b>	<b>0.0</b>	<b>0.0</b>	<b>0</b>	<b>0</b>	<b>0</b>	<b>0</b>	<b>0</b>	<b>0</b>	<b>0</b>	<b>0</b>

### SINGLE-GAME CAREER HIGHS

**Tackles:** 1, four times, last at Dallas (12/29/13)

**Sacks:**

**Fumble Recoveries:**

**Passes Defensed:**

# SQUARE'S GAME-BY-GAME STATISTICS

2013

EAGLES

Date	Opp.	Tkl	Ast	Tot	TFL	Sck	INT	FR	FF	PR	PD
9/9	@ Washington	0	0	0	0	0.0	0-0	0	0	0	0
9/15	SAN DIEGO	0	0	0	0	0.0	0-0	0	0	0	0
9/19	KANSAS CITY					Inactive					
9/29	@ Denver					Inactive					
10/6	@ N.Y. Giants					Inactive					
10/13	@ Tampa Bay					Inactive					
10/20	DALLAS					Inactive					
10/27	N.Y. GIANTS					Inactive					
11/3	@ Oakland	1	0	1	1	0.0	0-0	0	0	0	1
11/10	@ Green Bay	0	0	0	0	0.0	0-0	0	0	0	0
11/17	WASHINGTON	0	0	0	0	0.0	0-0	0	0	0	0
12/1	ARIZONA	1	0	1	0	0.0	0-0	0	0	0	0
12/8	DETROIT	0	0	0	0	0.0	0-0	0	0	0	0
12/15	@ Minnesota	0	0	0	0	0.0	0-0	0	0	0	0
12/22	CHICAGO	1	0	1	0	0.0	0-0	0	0	0	0
12/29	@ Dallas	1	0	1	0	0.0	0-0	0	0	0	0
<b>TOTALS</b>		<b>4</b>	<b>0</b>	<b>4</b>	<b>1</b>	<b>0.0</b>	<b>0-0</b>	<b>0</b>	<b>0</b>	<b>0</b>	<b>1</b>
1/4/14	NEW ORLEANS	1	0	1	0	0.0	0-0	0	0	0	0
<b>PLAYOFF TOTALS</b>		<b>1</b>	<b>0</b>	<b>1</b>	<b>0</b>	<b>0.0</b>	<b>0-0</b>	<b>0</b>	<b>0</b>	<b>0</b>	<b>1</b>



**DONALD  
STEPHENSON**  
OFFENSIVE LINEMAN



79

6-6 • 312 • Born: 9/30/88  
Blue Springs, Mo. • NFL Exp: 3 (3rd with Chiefs)  
GP/GS (Playoffs): (32/14) (1/1)  
Acq: D3-12 • Oklahoma

### PRO CAREER:

- Third-year offensive lineman appeared in all 16 games with seven starts in both of his first two seasons with the Chiefs.
- Originally joined Kansas City as its third-round pick (74th overall) in the 2012 NFL Draft.
- Saw his initial NFL action on special teams vs. Atlanta (9/9) and made his first start as a tackle-eligible tight end at San Diego (11/1/12).
- Started his first postseason game in 2013, opening at right tackle in an AFC Wild Card Game.

**TRANSACTIONS:** Signed with Kansas City (5/17/12) ... Originally entered the NFL as the Chiefs third-round draft pick (74th overall) in the 2012 NFL Draft.

**2013:** Appeared in 16 games (seven starts-three at right tackle, four at left tackle) ... Started at right tackle for an injured Eric Fisher in an AFC Wild Card Game at Indianapolis (1/4/14).

**2012:** Appeared in 16 games on special teams and 10 on offense with seven starts.

**COLLEGE:** Appeared in 32 games (23 starts) on the offensive line at Oklahoma ... Helped lead the Sooners to two bowl victories;

the first was a win over Connecticut in the 2010 Fiesta Bowl, followed by a victory over Iowa in the 2011 Insight Bowl ... Started all 13 games in 2011, earning honorable mention All-Big 12 by AP and the conference's coaches ... Saw action in 14 games (10 starts) in 2010, playing a total of 868 snaps and recording 103 knockdown blocks ... Did not see game action in 2009 ... Played in five games as a reserve offensive lineman in 2008 ... Majored in Multidisciplinary Studies at Oklahoma.

### PERSONAL:

- Played in the first three games as a senior but a broken toe kept him from playing again until the playoffs.
- Transferred to Blue Springs from Central High School in Kansas City, Mo., where he was named all-league as a junior.
- Ranked No. 7 overall player in Missouri and No. 34 offensive tackle in the nation by Rivals.com.

### GAMES PLAYED/GAMES STARTED

2012 (16/7), 2013 (16/7) — 32/14.

**PLAYOFFS:** 2013 KC (1/1) — 1/1.





# DE'ANTHONY THOMAS

RB/ST



13

5-8 • 176 • Born: 1/5/93  
Los Angeles, Calif. • NFL Exp: R (1st with Chiefs)  
GP/GS (Playoffs): 0/0 (0/0)  
Acq: D4-14 • Oregon

## CAREER:

- Rookie running back enters his first season with Kansas City after playing three years at Oregon.
- Drafted by the Chiefs with the 124th overall pick in the fourth round of the 2014 NFL Draft.
- Played in 37 games (19 starts) at Oregon, posting 243 carries for 1,961 yards (8.1 avg.) with 26 touchdowns and recorded 113 receptions for 1,296 yards (11.5 avg.) with 15 touchdowns ... Also returned 16 punts for 274 yards (17.1 avg.) with one touchdown and took back 73 kickoffs for 1,885 yards (25.8 avg.) and four touchdowns.

**TRANSACTIONS:** Originally entered the NFL as the Chiefs fourth-round pick (124th overall) in the 2014 NFL Draft.

**OREGON (2011-13):** Played in 37 games (19 starts) at Oregon, posting 243 carries for 1,961 yards (8.1 avg.) with 26 touchdowns and recorded 113 receptions for 1,296 yards (11.5 avg.) with 15 touchdowns ... Also returned 16 punts for 274 yards (17.1 avg.) with one touchdown and took back 73 kickoffs for 1,885 yards (25.8 avg.) and four touchdowns ... Became first Oregon player in 47 years to score touchdowns rushing, receiving, returning punts and kickoffs in the same season in 2012 ... Set a school record for number of touchdowns by a freshman (18).

**2013:** Played in 10 games (five starts) finishing with 1,353 all-purpose yards ... Rushed for 594 yards on 96 carries (6.2 avg.) and eight touchdowns ... Caught 22 passes for 246 yards (11.2 avg.) and a touchdown ... Returned 21 kickoffs for 513 yards (24.4 avg.) and a TD ... Had a season-high 227 all-purpose yards at Arizona, with 83 rushing yards, 74 receiving yards (six catches) and 70 kickoff return yards ... Rushed

for over 100 yards in back-to-back games to start the season.

**2012:** Played in 13 games (eight starts) ... Recorded 92 rushes for 735 yards (8.0 avg.) and 11 touchdowns ... Tallied 45 receptions for 445 yards (9.9 avg.) and five touchdowns ... Returned 13 punts for 222 yards (17.1 avg.) and one touchdown ... Took back 16 kicks for 389 yards (24.3 avg.) and one touchdown ... Garnered second-team All-America acclaim and an all-conference honorable mention ... Eclipsed the 100-yard barrier two times, once as a receiver and one time as a kick returner ... Team's receptions leader (45) and second-leading scorer (8.3 points per game) finished fourth in the Pac-12 in touchdowns (18).

**2011:** Appeared in all 14 games (six starts) ... Team's second-leading receiver with 46 catches for 595 yards (12.9 avg.) and nine touchdowns ... Team's third-leading rusher with 608 yards on 55 carries (11.1 avg.) with seven scores ... Pac-12 Co-Offensive Freshman of the Year ... All-Pac-12 first team kick returner ... Shared team's most outstanding player honor ... Freshman All-American (Sporting News) and all-freshman first team ... Only player in the nation with 400 or more yards rushing, receiving and kick returning ... Ranked second on school's all-time single-season ledger in kickoff return yards (983), seventh in all-purpose yards (2,235) and ninth in scoring (110).

## PERSONAL:

- Majored in family and human services.
- Ran the anchor leg on 4x100 meter relay that advanced Oregon to NCAA Championships and posted sixth-fastest time in school history (39.89).
- Played for the Crenshaw Bears in Snoop Dogg's Pop Warner football league at age 12.
- Nickname is "Black Momba."

## THOMAS' COLLEGE STATISTICS

		RECEIVING							RUSHING				
Year	Team	G-S	No.	Yds.	Avg.	LG	TD	No.	Yds.	Avg.	LG	TD	
2011	Oregon	14-6	46	605	13.2	69t	9	55	608	11.1	91t	7	
2012	Oregon	13-8	45	445	9.9	49	5	92	735	8.0	59t	11	
2013	Oregon	10-5	22	246	11.2	28	1	96	618	6.4	40t	8	
Totals		37-19	113	1296	11.5	69t	15	243	1961	8.1	91t	26	
		PUNT RETURNS						KICKOFF RETURNS					
Year	Team	No.	Yds.	Avg.	LG	TD	No.	Yds.	Avg.	LG	TD		
2011	Oregon	3	52	17.3	48	0	36	983	27.3	96t	2		
2012	Oregon	13	222	17.1	73t	1	16	389	24.3	94t	1		
2013	Oregon	0	0	--	--	0	21	513	24.4	86t	1		
Totals		16	274	17.1	73t	1	73	1,885	25.8	96t	4		

	<div style="display: flex; justify-content: space-between; align-items: center;"> <div style="text-align: center;"> <b>VANCE WALKER</b>  <i>DEFENSIVE TACKLE</i> </div> <div style="text-align: center;">  <span style="font-size: 2em; font-weight: bold;">99</span> </div> </div> <div style="margin-top: 10px;"> <p>6-2 • 305 • Born: 4/26/87  Fort Mill, S.C. • NFL Exp: 6 (1st with Chiefs)  GP/GS (Playoffs) 73/26 (4/2)  Acq: UFA-14 • Georgia Tech</p> </div>
---	---

### PRO CAREER:

- Veteran defensive tackle enters his first season with the Chiefs in 2014 after a year with the Raiders (2013) and four years in Atlanta (2009-12).
- Set career highs in starts (15) and tackles (40) in 2013 with the Raiders and also matched his career best in sacks with 3.0.
- Originally entered the NFL as the seventh-round pick (210th overall) of the Atlanta Falcons in the 2009 NFL Draft.

**TRANSACTIONS:** Signed with Kansas City (3/14/14) as an unrestricted free agent ... Signed with Oakland (3/18/13) ... Elevated to Atlanta's active roster (9/21/09) ... Signed to Atlanta's practice squad (9/6/09) ... Released by Atlanta (9/5/09) ... Originally entered the NFL as the seventh-round draft pick (210th overall) of the Atlanta Falcons in the 2009 NFL Draft.

**OAKLAND (2013):** Played in 15 games (15 starts) and had 40 tackles (29 solo), 3.0 sacks (-15.0 yards), five QB pressures and seven tackles for loss.

**ATLANTA (2009-12):** Saw action in 58 games (11 starts), recording 79 tackles (53 solo), 5.0 sacks (-28.0 yards), two forced fumbles, one fumble recovery and two passes defended ... Also saw action in four postseason contests (two starts) and logged six tackles (four solo) and 1.0 sack (-8.0 yards).

**2012:** Saw action in 16 games (nine starts) and recorded 32 tackles (21 solo), 3.0 sacks (-20.0 yards), four tackles for loss, three pressures and a forced fumble ... Started both postseason contests

and recorded six tackles (four solo), 1.0 sack (-8.0 yards), two tackles for loss and one QB pressure.

**2011:** Played in 16 games and recorded 18 tackles (13 solo), 2.0 sacks (-8.0 yards), three tackles for loss, three pressures, one forced fumble and one fumble recovery ... Played in one postseason game.

**2010:** Played in 16 games (one start), recording 16 tackles (11 solo) and three tackles for loss ... Saw action in one postseason game.

**2009:** Played in 10 games (one start), recording 13 tackles (eight solo), two passes defended and two tackles for loss.

**COLLEGE:** Played four years at Georgia Tech, seeing action in 49 games (29 starts) ... Racked up 110 career tackles (69 solo), 13.0 sacks, four forced fumbles and three fumble recoveries ... A first-team All-ACC selection as a senior and a finalist for the 2008 Bednarik Award, presented annually to the nation's top defensive player ... Also earned first-team All-ACC and third-team Associated Press All-American honors as a junior.

### PERSONAL:

- Majored in management at Georgia Tech.
- Attended Fort Mill High School in Fort Mill, S.C.
- Recorded 17.5 sacks and 41 tackles for loss as a senior.
- A member of the South Carolina's Shrine Bowl team.
- In 2010, he was part of a group of Falcon defensive linemen that treated children from the Atlanta Urban Ministries to a holiday shopping spree at WalMart.

WALKER'S NFL STATISTICS															
Year	Team	G-S	TACKLES			SACKS		INTS			FUMBLES			QB	
			Solos	Asst.	Total	No.	Yds.	No.	Yds.	PDs	FF	FR	Yds.	Press.	
2009	Atlanta	10-1	8	5	13	0.0	0.0	0	0	2	0	0	0	0	
2010	Atlanta	16-1	11	5	16	0.0	0.0	0	0	0	0	0	0	0	
2011	Atlanta	16-0	13	5	18	2.0	8.0	0	0	0	1	1	0	3	
2012	Atlanta	16-9	21	11	32	3.0	20.0	0	0	0	1	0	0	3	
2013	Oakland	15-15	29	11	40	3.0	15.0	0	0	0	0	0	0	5	
Totals		73-26	82	37	119	8.0	43.0	0	0	2	2	1	0	11	
POSTSEASON															
Year	Team	G-S	TACKLES			SACKS		INTERCEPTIONS				FUMBLES			
			Solos	Asst.	Total	No.	Yds.	No.	Yds.	LG	TDs	PDs	FF	FR	Yds.
2010	Atlanta	1-0	0	0	0	0.0	0.0	0	0	0	0	0	0	0	0
2011	Atlanta	1-0	0	0	0	0.0	0.0	0	0	0	0	0	0	0	0
2012	Atlanta	2-2	4	2	6	1.0	8.0	0	0	0	0	0	0	0	0
Totals		4-2	4	2	6	1.0	8.0	0	0	0	0	0	0	0	0
SINGLE-GAME CAREER HIGHS															
Tackles: 5 (four solo), twice, last vs. Tampa Bay (12/30/12)						Sack Yards: 8.0 yards, twice, last vs. Denver (9/17/12)									
Sacks: 1.0, eight times, last at NYG (11/10/13)						Passes Defensed: 1, twice, last at NYG (11/22/09)									

WALKER'S GAME-BY-GAME STATISTICS											
<b>2013 RAIDERS</b>											
Date	Opp.	Tkl	Ast	Tot	TFL	Sck	INT	FR	FF	PR	PD
9/8	@ Indianapolis	0	3	3	0	0.0	0-0	0	0	1	0
9/15	JACKSONVILLE	0	0	0	0	0.0	0-0	0	0	0	0
9/23	@ Denver	0	0	0	0	0.0	0-0	0	0	0	0
9/29	WASHINGTON	2	1	3	1	0.0	0-0	0	0	0	0
10/6	SAN DIEGO	3	1	4	0	0.0	0-0	0	0	0	0
10/13	@ Kansas City	5	0	5	1	1.0	0-0	0	0	2	0
10/27	PITTSBURGH	4	0	4	2	1.0	0-0	0	0	1	0
11/3	PHILADELPHIA	1	0	1	0	0.0	0-0	0	0	0	0
11/10	@ N.Y. Giants	2	0	2	2	1.0	0-0	0	0	1	0
11/17	@ Houston	3	0	3	0	0.0	0-0	0	0	0	0
11/24	TENNESSEE	2	1	3	0	0.0	0-0	0	0	0	0
11/28	@ Dallas	1	2	3	0	0.0	0-0	0	0	0	0
12/8	@ N.Y. Jets	4	0	4	0	0.0	0-0	0	0	0	0
12/15	KANSAS CITY	Inactive/Head									
12/22	@ San Diego	2	2	4	1	0.0	0-0	0	0	0	0
12/29	DENVER	0	1	1	0	0.0	0-0	0	0	0	0
<b>TOTALS</b>		<b>29</b>	<b>11</b>	<b>40</b>	<b>7</b>	<b>3.0</b>	<b>0-0</b>	<b>0</b>	<b>0</b>	<b>5</b>	<b>0</b>

# WALKER'S GAME-BY-GAME STATISTICS

**2012**

## FALCONS

Date	Opp.	Tkl	Ast	Tot	TFL	Sck	INT	FR	FF	PR	PD
9/9	@ Kansas City	1	0	1	0	0.0	0-0	0	0	0	0
9/17	DENVER	2	0	2	1	1.0	0-0	0	0	1	0
9/23	@ San Diego	2	2	4	0	0.0	0-0	0	0	0	0
9/30	CAROLINA	3	0	3	0	1.0	0-0	0	1	0	0
10/7	@ Washington	0	1	1	0	0.0	0-0	0	0	0	0
10/14	OAKLAND	0	0	0	0	0.0	0-0	0	0	1	0
10/28	@ Philadelphia	1	0	1	0	0.0	0-0	0	0	0	0
11/4	DALLAS	1	1	2	0	0.0	0-0	0	0	0	0
11/11	@ New Orleans	0	4	4	0	0.0	0-0	0	0	0	0
11/18	ARIZONA	2	0	2	1	0.0	0-0	0	0	0	0
11/25	@ Tampa Bay	0	0	0	0	0.0	0-0	0	0	0	0
11/29	NEW ORLEANS	1	1	2	0	0.0	0-0	0	0	0	0
12/9	@ Carolina	2	0	2	1	1.0	0-0	0	0	1	0
12/16	N.Y. GIANTS	0	1	1	0	0.0	0-0	0	0	0	0
12/22	@ Detroit	2	0	2	0	0.0	0-0	0	0	0	0
12/30	TAMPA BAY	4	1	5	1	0.0	0-0	0	0	0	0
<b>TOTALS</b>		<b>21</b>	<b>11</b>	<b>32</b>	<b>4</b>	<b>3.0</b>	<b>0-0</b>	<b>0</b>	<b>1</b>	<b>3</b>	<b>0</b>
1/13/13	SEATTLE	3	1	4	1	1.0	0-0	0	0	1	0
1/20/13	SAN FRANCISCO	1	1	2	1	0.0	0-0	0	0	0	0
<b>PLAYOFF TOTALS</b>		<b>4</b>	<b>2</b>	<b>6</b>	<b>2</b>	<b>1.0</b>	<b>0-0</b>	<b>0</b>	<b>0</b>	<b>1</b>	<b>0</b>

**2011**

## FALCONS

Date	Opp.	Tkl	Ast	Tot	TFL	Sck	INT	FR	FF	PR	PD
9/11	@ Chicago	1	0	1	1	0.0	0-0	0	0	0	0
9/18	PHILADELPHIA	1	0	1	0	0.0	0-0	0	0	1	0
9/25	@ Tampa Bay	2	1	3	0	0.0	0-0	0	0	0	0
10/2	@ Seattle	0	0	0	0	0.0	0-0	0	0	0	0
10/9	GREEN BAY	1	0	1	0	0.0	0-0	1	0	0	0
10/16	CAROLINA	3	0	3	0	0.0	0-0	0	0	0	0
10/23	@ Detroit	1	0	1	0	0.0	0-0	0	0	0	0
11/6	@ Indianapolis	1	1	2	0	0.0	0-0	0	0	0	0
11/13	NEW ORLEANS	0	1	1	0	0.0	0-0	0	0	0	0
11/20	TENNESSEE	1	0	1	0	0.0	0-0	0	0	0	0
11/27	MINNESOTA	0	0	0	0	0.0	0-0	0	0	0	0
12/4	@ Houston	1	0	1	0	1.0	0-0	0	1	1	0
12/11	@ Carolina	1	0	1	1	0.0	0-0	0	0	0	0
12/15	JACKSONVILLE	0	1	1	0	0.0	0-0	0	0	0	0
12/26	@ New Orleans	1	0	1	1	1.0	0-0	0	0	1	0
1/1/12	TAMPA BAY	0	0	0	0	0.0	0-0	0	0	0	0
<b>TOTALS</b>		<b>13</b>	<b>5</b>	<b>18</b>	<b>3</b>	<b>2.0</b>	<b>0-0</b>	<b>1</b>	<b>1</b>	<b>3</b>	<b>0</b>
1/8/12	@ N.Y. GIANTS	0	0	0	0	0.0	0-0	0	0	0	0
<b>PLAYOFF TOTALS</b>		<b>0</b>	<b>0</b>	<b>0</b>	<b>0</b>	<b>0.0</b>	<b>0-0</b>	<b>0</b>	<b>0</b>	<b>0</b>	<b>0</b>

# WALKER'S GAME-BY-GAME STATISTICS

**2010**

## FALCONS

Date	Opp.	Tkl	Ast	Tot	TFL	Sck	INT	FR	FF	PR	PD
9/12	@ Pittsburgh	0	1	1	0	0.0	0-0	0	0	0	0
9/19	ARIZONA	0	0	0	0	0.0	0-0	0	0	0	0
9/26	@ New Orleans	0	0	0	0	0.0	0-0	0	0	0	0
10/3	SAN FRANCISCO	0	1	1	0	0.0	0-0	0	0	0	0
10/10	@ Cleveland	0	1	1	0	0.0	0-0	0	0	0	0
10/17	@ Philadelphia	2	0	2	0	0.0	0-0	0	0	0	0
10/24	CINCINNATI	4	1	5	2	0.0	0-0	0	0	0	0
11/7	TAMPA BAY	1	0	1	0	0.0	0-0	0	0	0	0
11/11	BALTIMORE	0	1	1	0	0.0	0-0	0	0	0	0
11/21	@ St. Louis	2	0	2	1	0.0	0-0	0	0	0	0
11/28	GREEN BAY	0	0	0	0	0.0	0-0	0	0	0	0
12/5	@ Tampa Bay	2	0	2	0	0.0	0-0	0	0	0	0
12/12	@ Carolina	0	0	0	0	0.0	0-0	0	0	0	0
12/19	@ Seattle	0	0	0	0	0.0	0-0	0	0	0	0
12/27	NEW ORLEANS	0	0	0	0	0.0	0-0	0	0	0	0
1/2/11	CAROLINA	0	0	0	0	0.0	0-0	0	0	0	0
<b>TOTALS</b>		<b>11</b>	<b>5</b>	<b>16</b>	<b>3</b>	<b>0.0</b>	<b>0-0</b>	<b>0</b>	<b>0</b>	<b>0</b>	<b>0</b>
1/15/11	GREEN BAY	0	0	0	0	0.0	0-0	0	0	0	0
<b>PLAYOFF TOTALS</b>		<b>0</b>	<b>0</b>	<b>0</b>	<b>0</b>	<b>0.0</b>	<b>0-0</b>	<b>0</b>	<b>0</b>	<b>0</b>	<b>0</b>

**2009**

## FALCONS

Date	Opp.	Tkl	Ast	Tot	TFL	Sck	INT	FR	FF	PR	PD
9/13	MIAMI										
9/20	CAROLINA										
9/27	@ New England										
10/11	@ San Francisco										
10/18	CHICAGO										
10/25	@ Dallas										
11/2	@ New Orleans	1	1	2	0	0.0	0-0	0	0	0	1
11/8	WASHINGTON	3	0	3	1	0.0	0-0	0	0	0	0
11/15	@ Carolina	2	0	2	0	0.0	0-0	0	0	0	0
11/22	@ N.Y. Giants	0	2	2	0	0.0	0-0	0	0	0	1
11/29	TAMPA BAY	0	1	1	0	0.0	0-0	0	0	0	0
12/6	PHILADELPHIA	0	0	0	0	0.0	0-0	0	0	0	0
12/13	NEW ORLEANS	0	0	0	0	0.0	0-0	0	0	0	0
12/20	@ N.Y. JETS	1	1	2	1	0.0	0-0	0	0	0	0
12/27	BUFFALO	0	0	0	0	0.0	0-0	0	0	0	0
1/3/10	@ Tampa Bay	1	0	1	0	0.0	0-0	0	0	0	0
<b>TOTALS</b>		<b>8</b>	<b>5</b>	<b>13</b>	<b>2</b>	<b>0.0</b>	<b>0-0</b>	<b>0</b>	<b>0</b>	<b>0</b>	<b>2</b>



	<div style="display: flex; justify-content: space-between; align-items: center;"> <div style="text-align: center;"> <b>ALBERT WILSON</b>  <i>WIDE RECEIVER</i> </div> <div style="text-align: center;">  <span style="font-size: 2em; font-weight: bold;">12</span> </div> </div> <div style="margin-top: 10px;"> <p>5-9 • 200 • Born: 7/12/92</p> <p>Port St. Lucie, Fla. • NFL Exp: R (1st with Chiefs)</p> <p>GP/GS (Playoffs) 0/0 (0/0)</p> <p>Acq: CFA-14 • Georgia State</p> </div>
---	---

#### **CAREER:**

- Rookie running back enters his first NFL season with Kansas City in 2014 after being signed by the club as a college free agent on May 12.

**TRANSACTIONS:** Signed by Kansas City as an undrafted free agent (5/12/14).

**COLLEGE:** Played in 42 games, recording 175 catches for 3,190 yards and 23 touchdowns, 47 carries for 376 yards (7.0 avg.) and one touchdown ... Added 41 punt returns for 376 yards (9.2 avg.) and 94 kickoff returns for 2,313 yards (24.6 avg.) and two touchdowns, one a 100-yard return ... School's all-time leading scorer with 26 touchdowns ... Has the longest

reception (93 yards), longest run (80), longest kickoff return (100) and longest punt return (62) in school history ... A two-time first-team All-Sun Belt Conference selection and earned an All-American honorable mention by SI.com as a senior.

#### **PERSONAL:**

- Prepped at Port St. Lucie High School where he totaled 2,631 all purpose yards and 22 touchdowns as a senior.
- Played multiple positions at Port St. Lucie High School and recorded 1,029 passing yards with nine touchdowns, 824 rushing yards with 11 scores, 81 receiving yards, 132 interception return yards and 565 kick/punt return yards.

	<div> <div> <b>FRANK ZOMBO</b>  LINEBACKER </div> <div>   </div> </div> <div> 6-3 • 254 • Born: 3/5/87  Sterling Heights, Mich. • NFL Exp: 5 (2nd with Chiefs)  GP/GS (Playoffs) 41/14 (3/1)  Acq: UFA-14 • Central Michigan </div>
---	--

### PRO CAREER:

- Fifth-year linebacker enters his second season with the Chiefs in 2014.
- Has played in 41 games (14 starts) in four NFL seasons with the Green Bay Packers (2010-12) and Kansas City Chiefs (2013).
- Has played in three postseason contests (one start), including Super Bowl XLV vs. Pittsburgh.
- Recorded his first-career interception at Oakland (12/15/13).
- Had 2.0 sacks (-15.0 yards) in 2013.

**TRANSACTIONS:** Signed by Kansas City (3/14/14) ... Declared free agent (3/11/14) ... Signed by Kansas City (4/4/13) ... Declared free agent (3/12/2013) ... Activated from Green Bay's Physically Unable to Perform List (11/3/12) ... Placed on Green Bay's Physically Unable to Perform List with a hamstring injury (8/27/12) ... Signed with Green Bay as a rookie free agent (4/30/10).

**KANSAS CITY 2013:** Appeared in 16 games on special teams and seven games on defense (five starts at LOLB), recording 23 tackles (19 solo), 2.0 sacks (-15.0 yards), an interception returned for five yards, five QB pressures, two passes defended, a forced fumble, four special teams tackles (three solo) and a special teams fumble recovery ... Had one solo tackle in an AFC Wild Card Game at Indianapolis (1/4/14).

**GREEN BAY (2010-12):** Played in 25 games (nine starts) in three NFL seasons, recording 53 tackles (39 solo), 5.0 sacks (-41.0 yards) and two forced fumbles ... Played in two

postseason games (one start) with one tackle.

**2012:** Played in seven games, recording six tackles (four solo).

**2011:** Played in five games (one start) due to battling shoulder and hamstring injuries throughout the season ... Recorded nine tackles (seven solo) and 1.0 sack (-7.0 yards) ... Played in an NFC Divisional Playoff game vs. the New York Giants (1/15/2012) and had one tackle.

**2010:** Played in 13 games (eight starts) and recorded 38 tackles (28 solo), 4.0 sacks (-34.0 yards) and two forced fumble. ... Started in Super Bowl XLV vs. Pittsburgh (2/6/2011) and recorded five solo tackles and 1.0 sack (-2.0 yards).

**COLLEGE:** A four-year letterman at Central Michigan, played in 55 games (39 starts) and finished his collegiate career ranked second in school history with 25.5 sacks ... Was a three-time CoSIDA/ESPN The Magazine All-District IV second-team selection and earned Academic All-MAC honors twice.

### PERSONAL:

- Prepped at Stevenson High School in Sterling Heights, Mich., and was an all-state selection by the *Detroit News* and *Detroit Free Press* as a senior.
- Played both wide receiver and defensive end at Stevenson High School, recording 78 receptions for 1,200 yards and posting 75 tackles as a senior.
- Two-year letterman in basketball.
- Full name: Frank William Zombo III.
- Married, wife, Jessica.

### ZOMBO'S NFL STATISTICS

Year	Team	G-S	TACKLES			SACKS		INTS			FUMBLES			QB Press.
			Solos	Asst.	Total	No.	Yds.	No.	Yds.	PDs	FF	FR	Yds.	
2010	Green Bay	13-8	28	10	38	4.0	34.0	0	0	0	2	0	0	6
2011	Green Bay	5-1	7	2	9	1.0	7.0	0	0	0	0	0	0	1
2012	Green Bay	7-0	4	2	6	0.0	0.0	0	0	0	0	0	0	0
2013	Kansas City	16-5	19	4	23	2.0	15.0	1	5	2	1	1	0	5
<b>Totals</b>			<b>41-14</b>	<b>58</b>	<b>18</b>	<b>76</b>	<b>7.0</b>	<b>56.0</b>	<b>1</b>	<b>5</b>	<b>2</b>	<b>3</b>	<b>1</b>	<b>12</b>

**Additional Stats:** Has seven special teams tackles (six solo)- four in 2013, two in 2012 and one in 2011. Has one special teams fumble recovery, jumping on a WR Davone Bess fumbled punt return vs. Cleveland (10/27/13).

### POSTSEASON

Year	Team	G-S	TACKLES			SACKS		INTS			FUMBLES			QB Press.
			Solos	Asst.	Total	No.	Yds.	No.	Yds.	PDs	FF	FR	Yds.	
2010	Green Bay	1-1	5	0	5	1.0	2.0	0	0	0	0	0	0	0
2011	Green Bay	1-0	0	1	1	0.0	0.0	0	0	0	0	0	0	0
2013	Kansas City	1-0	1	0	1	0.0	0.0	0	0	0	0	0	0	0
<b>Totals</b>			<b>3-1</b>	<b>6</b>	<b>1</b>	<b>7</b>	<b>1.0</b>	<b>2.0</b>	<b>0</b>	<b>0</b>	<b>0</b>	<b>0</b>	<b>0</b>	<b>0</b>

### SINGLE-GAME CAREER HIGHS

**Tackles:** 7 (three solo) at Atlanta (11/28/10),  
(seven solo) at Oakland (12/15/13)  
**Sacks:** 1.0, six times, last at Washington  
(12/8/13)

**Forced Fumbles:** 1, three times,  
last at Washington (12/8/13)

### ZOMBO'S GAME-BY-GAME STATISTICS

#### 2013 CHIEFS

Date	Opp.	Tkl	Ast	Tot	TFL	Sck	INT	FR	FF	PR	PD
9/8	@ Jacksonville	1	0	1	0	0.0	0-0	0	0	0	0
9/15	DALLAS	0	0	0	0	0.0	0-0	0	0	0	0
9/19	@ Philadelphia	0	0	0	0	0.0	0-0	0	0	0	0
9/29	N.Y. GIANTS	0	0	0	0	0.0	0-0	0	0	0	0
10/6	@ Tennessee	0	0	0	0	0.0	0-0	0	0	0	0
10/13	OAKLAND	0	0	0	0	0.0	0-0	0	0	0	0
10/20	HOUSTON	0	0	0	0	0.0	0-0	0	0	0	0
10/27	CLEVELAND	0	0	0	0	0.0	0-0	0	0	0	0
11/3	@ Buffalo	0	0	0	0	0.0	0-0	0	0	0	0
11/17	@ Denver	0	0	0	0	0.0	0-0	0	0	0	0
11/24	SAN DIEGO	2	0	2	0	0.0	0-0	0	0	1	0
12/1	DENVER	3	1	4	0	0.0	0-0	0	0	0	1
12/8	@ Washington	1	1	2	0	1.0	0-0	0	1	0	0
12/15	@ Oakland	7	0	7	0	0.0	1-5	0	0	0	1
12/22	INDIANAPOLIS	2	2	4	0	0/0	0-0	0	0	1	0
12/29	@ San Diego	3	0	3	0	1.0	0-0	0	0	3	0
<b>TOTALS</b>		<b>19</b>	<b>4</b>	<b>23</b>	<b>0</b>	<b>1.0</b>	<b>1-5</b>	<b>0</b>	<b>1</b>	<b>5</b>	<b>2</b>
1/4/14	@ Indianapolis	1	0	1	0	0.0	0-0	0	0	0	0
<b>PLAYOFF TOTALS</b>		<b>1</b>	<b>0</b>	<b>1</b>	<b>0</b>	<b>0.0</b>	<b>0-0</b>	<b>0</b>	<b>0</b>	<b>0</b>	<b>0</b>

# ZOMBO'S GAME-BY-GAME STATISTICS

2012

## PACKERS

Date	Opp.	Tkl	Ast	Tot	TFL	Sck	INT	FR	FF	PR	PD
9/9	SAN FRANCISCO										
9/13	CHICAGO										
9/24	@ Seattle										
9/30	NEW ORLEANS										
10/7	@ Indianapolis										
10/14	@ Houston										
10/21	@ St. Louis										
10/28	JACKSONVILLE										
11/4	ARIZONA										
11/18	@ Detroit	0	1	1	0	0.0	0-0	0	0	0	0
11/25	@ N.Y. Giants	2	0	2	0	0.0	0-0	0	0	0	0
12/2	MINNESOTA	0	0	0	0	0.0	0-0	0	0	0	0
12/9	DETROIT	2	1	3	0	0.0	0-0	0	0	0	0
12/16	@ Chicago	0	0	0	0	0.0	0-0	0	0	0	0
12/23	TENNESSEE	0	0	0	0	0.0	0-0	0	0	0	0
12/30	@ Minnesota	0	0	0	0	0.0	0-0	0	0	0	0
<b>TOTALS</b>		<b>4</b>	<b>2</b>	<b>6</b>	<b>0</b>	<b>0.0</b>	<b>0-0</b>	<b>0</b>	<b>0</b>	<b>0</b>	<b>0</b>

1/5/13 MINNESOTA

Inactive

1/12/13 @ San Francisco

Inactive

**PLAYOFF TOTALS**      **0**   **0**   **0**   **0**   **0.0**   **0-0**   **0**   **0**   **0**   **0**

2011

## PACKERS

Date	Opp.	Tkl	Ast	Tot	TFL	Sck	INT	FR	FF	PR	PD
9/8	NEW ORLEANS										
9/18	@ Carolina										
9/25	@ Chicago										
10/2	DENVER										
10/9	@ Atlanta										
10/16	ST. LOUIS	3	1	4	0	0.0	0-0	0	0	0	0
10/23	@ Minnesota										
11/6	@ San Diego	1	0	1	0	0.0	0-0	0	0	0	0
11/14	MINNESOTA										
11/20	TAMPA BAY										
11/24	@ Detroit										
12/4	@ N.Y. Giants										
12/11	OAKLAND	3	0	3	0	1.0	0-0	0	0	0	0
12/18	@ Kansas City	0	0	0	0	0.0	0-0	0	0	0	0
12/25	CHICAGO										
1/1/12	DETROIT	0	1	1	0	0.0	0-0	0	0	0	0
<b>TOTALS</b>		<b>7</b>	<b>2</b>	<b>9</b>	<b>0</b>	<b>1.0</b>	<b>0-0</b>	<b>0</b>	<b>0</b>	<b>0</b>	<b>0</b>
1/15/12	N.Y. GIANTS	1	0	1	0	1.0	0-0	0	0	0	0
<b>PLAYOFF TOTALS</b>		<b>1</b>	<b>0</b>	<b>1</b>	<b>0</b>	<b>0.0</b>	<b>0-0</b>	<b>0</b>	<b>0</b>	<b>0</b>	<b>0</b>

# ZOMBO'S GAME-BY-GAME STATISTICS

2010

## PACKERS

Date	Opp.	Tkl	Ast	Tot	TFL	Sck	INT	FR	FF	PR	PD
9/12	@ Philadelphia	1	0	1	0	1.0	0-0	0	0	0	0
9/19	BUFFALO	0	0	0	0	0.0	0-0	0	0	0	0
9/27	@ Chicago	2	0	2	0	1.0	0-0	0	0	0	0
10/3	DETROIT	2	2	4	0	0.0	0-0	0	0	0	0
10/10	@ Washington	2	0	2	0	0.0	0-0	0	0	0	0
10/17	MIAMI	2	1	3	0	0.0	0-0	0	0	0	0
10/24	MINNESOTA	2	0	2	0	0.0	0-0	0	0	0	0
10/31	@ N.Y. Jets	4	1	5	0	0.0	0-0	0	1	0	0
11/7	DALLAS	3	0	3	0	0.0	0-0	0	0	0	0
11/21	@ Minnesota	3	1	4	0	0.0	0-0	0	0	0	0
11/28	@ Atlanta	3	4	7	0	1.0	0-0	0	1	0	0
12/5	SAN FRANCISCO	3	0	3	0	1.0	0-0	0	0	0	0
12/12	@ Detroit	1	1	2	0	1.0	0-0	0	0	0	0
12/19	@ New England				Inactive/Knee						
12/26	N.Y. GIANTS				Inactive/Knee						
1/2/11	CHICAGO				Inactive/Knee						
<b>TOTALS</b>		<b>28</b>	<b>10</b>	<b>38</b>	<b>0</b>	<b>4.0</b>	<b>0-0</b>	<b>0</b>	<b>2</b>	<b>0</b>	<b>0</b>
1/9/11	@ Philadelphia				Inactive/Knee						
1/15/11	@ Atlanta				Inactive/Knee						
1/23/11	@ Chicago				Inactive/Knee						
2/6/11	PITTSBURGH	5	0	5	0	1.0	0-0	0	0	0	0
<b>PLAYOFF TOTALS</b>		<b>5</b>	<b>0</b>	<b>5</b>	<b>0</b>	<b>1.0</b>	<b>0-0</b>	<b>0</b>	<b>0</b>	<b>0</b>	<b>0</b>



# 2013 STATISTICAL REVIEW



## 2013 RESULTS (11-5, 2nd AFC WEST)

Preseason (2-2)				
8/9	L	13-17	at New Orleans	72,080
8/16	L	13-15	SAN FRANCISCO	64,434
8/24	W	26-20 OT	at Pittsburgh	51,852
8/29	W	30-8	GREEN BAY	65,053
Regular Season (11-5)				
9/8	W	28-2	at Jacksonville	59,416
9/15	W	17-16	DALLAS	76,952
9/19	W	26-16	at Philadelphia	69,144
9/29	W	31-7	NY GIANTS	73,386
10/6	W	26-17	at Tennessee	69,143
10/13	W	24-7	OAKLAND	76,394
10/20	W	17-16	HOUSTON	74,118
10/27	W	23-17	CLEVELAND	74,307
11/3	W	23-13	at Buffalo	68,159
11/17	L	17-27	at Denver	77,076
11/24	L	38-41	SAN DIEGO	75,259
12/1	L	28-35	DENVER	77,065
12/8	W	45-10	at Washington	56,247
12/15	W	56-31	at Oakland	49,571
12/22	L	7-23	INDIANAPOLIS	75,396
12/29	L	24-27	at San Diego	66,374
AFC Wild Card Playoff Game				
1/4/14	L	44-45	at Indianapolis	63,551

## 2013 TEAM STATISTICS

	CHIEFS	OPP				
TOTAL FIRST DOWNS	323	303				
Rushing	110	88				
Passing	179	189				
Penalty	34	26				
3rd Down: Made/Att	74/213	78/229				
3rd Down Pct.	34.7	34.1				
4th Down: Made/Att	4/11	9/18				
4th Down Pct.	36.4	50.0				
POSSESSION AVG.	30:43	29:17				
TOTAL NET YARDS	5396	5885				
Avg. Per Game	337.3	367.8				
Total Plays	1029	1067				
Avg. Per Play	5.2	5.5				
NET YARDS RUSHING	2056	1923				
Avg. Per Game	128.5	120.2				
Total Rushes	442	428				
NET YARDS PASSING	3340	3962				
Avg. Per Game	208.8	247.6				
Sacked/Yards Lost	41/221	47/309				
Gross Yards	3561	4271				
Att./Completions	546/333	592/334				
Completion Pct.	61.0	56.4				
Had Intercepted	8	21				
PUNTS/AVERAGE	89/45.3	87/46.6				
NET PUNTING AVG.	39.4	37.7				
PENALTIES/YARDS	101/774	112/852				
FUMBLES/BALL LOST	21/10	22/15				
TOUCHDOWNS	52	34				
Rushing	17	9				
Passing	24	25				
Defensive/Kicking Game	11	0				
SCORE BY PERIODS						
	1	2	3	4	OT	TOTAL
CHIEFS TOTAL	124	133	65	108	0	430
OPPONENTS	51	106	91	54	0	305

## 2013 INDIVIDUAL STATISTICS

### PASS RECEIVING

	No.	Yds.	Avg.	LG	TD
Charles	70	693	9.9	71t	7
Bowe	57	673	11.8	34t	5
McCluster	53	551	9.6	43	2
Avery	40	564	15.2	51	2
McGrath	26	302	11.6	25	2
Fasano	23	200	8.7	20	3
Sherman	18	155	8.6	26	1
Hemingway	13	125	9.6	24	2
Davis	11	75	6.8	17	0
Jenkins	8	130	16.3	48	0
Gray	7	46	6.6	18	0
Brock	3	36	12.0	25	0
Hall	2	20	10.0	11	0
Gordon	1	3	3.0	3	0
Smith	1	-4	-4.0	-4	0

CHIEFS TOTAL	333	3561	10.7	71t	24
Opp. Total	334	4271	12.8	77	25

### RUSHING

	No.	Yds.	Avg.	LG	TD
Charles	259	1287	5.0	46	12
A. Smith	76	431	5.7	26	1
Davis	70	242	3.5	20	4
Daniel	14	52	3.7	29	0
Gray	9	24	2.7	9	0
Jenkins	2	6	3.0	5	0
Avery	2	6	3.0	4	0
McCluster	8	5	0.6	5	0
Sherman	2	3	1.5	2	0

CHIEFS TOTAL	442	2056	4.7	46	17
Opp. Total	428	1923	4.5	61	9

### PUNTING

	No.	Yds.	Avg.	Net	TB	In20	LG	Bk.
Colquitt	87	4005	46.0	40.2	11	35	65	1
Succop	1	29	29.0	9.0	1	0	29	0

CHIEFS TOTAL	88	4034	45.3	39.9	12	35	65	1
Opp. Total	87	4052	46.6	37.7	4	25	64	0

### PUNT RETURNS

	No.	FC	Yds.	Avg.	LG	TD
McCluster	58	11	686	11.8	89t	2
Hall	1	0	9	9.0	9	0

CHIEFS TOTAL	59	11	695	11.8	89t	2
Opp. Total	38	19	246	6.5	22	0

### KICKOFF RETURNS

	No.	Yds.	Avg.	LG	TD
Demps	33	992	30.1	95t	1
Davis	10	321	32.1	108t	1
McCluster	1	3	3.0	3	0

CHIEFS TOTAL	44	1316	29.9	108t	2
Opp. Total	43	1048	24.4	39	0

### PASSING

	Att.	Cmp.	Yds.	Cmp%	Yds/Att.	TD	TD%	Int	INT%	LG	Sack/Lost	Rating
Smith	508	308	3313	60.6	6.5	23	4.5	7	1.4	71t	39/210	89.1
Daniel	38	25	248	65.8	6.5	1	2.6	1	2.6	48	2/11	81.9
CHIEFS TOTAL	546	333	3561	61.0	6.5	24	4.4	8	1.5	71t	41/221	88.6
Opp. Total	592	334	4271	56.4	7.2	25	4.2	21	3.5	77	47/309	78.5

## 2013 SCORING STATISTICS

SCORING										
	TD	TD	TDD	TDST	PAT	FG	S	TP		
Succop. ....	0	0	0	0	52/52	22/28	0	118		
Charles .....	12	7	0	0	0/0	0/0	0	114		
Bowe .....	0	5	0	0	0/0	0/0	0	30		
Davis .....	4	0	0	1	0/0	0/0	0	30		
McCluster .....	0	2	0	2	0/0	0/0	0	24		
Fasano .....	0	3	0	0	0/0	0/0	0	18		
Hali .....	0	0	2	0	0/0	0/0	0	12		
Avery .....	0	2	0	0	0/0	0/0	0	12		
Hemingway .....	0	2	0	0	0/0	0/0	0	12		
Berry .....	0	0	2	0	0/0	0/0	0	12		
McGrath .....	0	2	0	0	0/0	0/0	0	12		
Cooper .....	0	0	1	0	0/0	0/0	0	6		
Abdullah .....	0	0	1	0	0/0	0/0	0	6		
A. Smith .....	1	0	0	0	0/0	0/0	0	6		
Sherman .....	0	1	0	0	0/0	0/0	0	6		
S. Smith .....	0	0	1	0	0/0	0/0	0	6		
Demps .....	0	0	0	1	0/0	0/0	0	6		
<b>CHIEFS TOTAL</b> .....	<b>17</b>	<b>24</b>	<b>7</b>	<b>4</b>	<b>52/52</b>	<b>22/28</b>	<b>0</b>	<b>430</b>		
Opp. Total .....	9	25	0	0	33/33	22/28	0	305		

TWO-POINT CONVERSIONS										
<b>CHIEFS TOTAL</b> .....									<b>0-0</b>	
Opp. Total .....									<b>0-1</b>	

FIELD GOALS										
	1-19	20-29	30-39	40-49	50+	Total				
Succop. ....	0/0	6/6	9/10	6/8	1/4	22/28				
<b>CHIEFS TOTAL</b> .....	<b>0/0</b>	<b>6/6</b>	<b>9/10</b>	<b>6/8</b>	<b>1/4</b>	<b>22/28</b>				
Opp. Total .....	0/0	5/5	8/10	5/7	4/6	22/28				

### KANSAS CITY CHIEFS INDIVIDUAL SINGLE-GAME BESTS

Passes Attempted .....	45	Alex Smith	at Denver	11/17
Passes Completed .....	26	Alex Smith	SAN DIEGO	11/24
		Alex Smith	DENVER	12/1
Passing Yards .....	294	Alex Smith	at Oakland	12/15
Touchdown Passes .....	5	Alex Smith	NY GIANTS	9/29
Pass Receptions .....	8	Jamaal Charles	DALLAS	9/15
		Jamaal Charles	at Oakland	12/15
Receiving Yards .....	195	Jamaal Charles	at Oakland	12/15
Touchdown Receptions .....	4	Jamaal Charles	at Oakland	12/15
Rushing Yards .....	150	Jamaal Charles	at Washington	12/8
Rushing Attempts .....	27	Knile Davis	at San Diego	12/29
Rushing Touchdowns .....	2	Jamaal Charles	OAKLAND	10/13
		Jamaal Charles	SAN DIEGO	11/24
		Knile Davis	at San Diego	12/29
Yards From Scrimmage .....	215	Jamaal Charles	at Oakland	12/15
Combined Net Yards .....	215	Jamaal Charles	at Oakland	12/15
Interceptions Made .....	2	Eric Berry	at Oakland	12/15
INT Return Yards .....	100	Sean Smith	at Buffalo	11/3
Sacks .....	4.5	Justin Houston	at Philadelphia	9/19
Punts .....	9	Dustin Colquitt	at Jacksonville	9/8
Punting Average .....	54.0	Dustin Colquitt	INDIANAPOLIS	12/22
Punt Returns .....	7	Dexter McCluster	at Jacksonville	9/8
		Dexter McCluster	at Washington	12/8
Punt Return Yards .....	177	Dexter McCluster	at Washington	12/8
Kickoff Returns .....	8	Quintin Demps	SAN DIEGO	11/24
Kickoff Return Yards .....	199	Quintin Demps	SAN DIEGO	11/24
Field Goals Attempted .....	5	Ryan Succop	at Philadelphia	9/19
Field Goals Made .....	4	Ryan Succop	at Philadelphia	9/19
		Ryan Succop	at Tennessee	10/6

### KANSAS CITY CHIEFS LONGEST PLAYS

Run From Scrimmage .....	46	Jamaal Charles	SAN DIEGO	11/24
Touchdown Run .....	31	Jamaal Charles	INDIANAPOLIS	12/22
Pass Reception .....	71	Jamaal Charles	at Oakland	12/15
Touchdown Reception .....	71	Jamaal Charles	at Oakland	12/15
Interception Return .....	100	Sean Smith	at Buffalo	11/3
Punt Return .....	89	Dexter McCluster	NY GIANTS	9/29
Kickoff Return .....	108	Knile Davis	DENVER	12/1
Punt .....	65	Dustin Colquitt	DALLAS	9/15
Field Goal .....	51	Ryan Succop	NY GIANTS	9/29

## 2013 DEFENSIVE STATISTICS

DEFENSIVE STATISTICS										
	Solos	Asst.	Total	Sacks/Yds.	PR	FR	FF	INT	PD	
D. Johnson .....	95	12	107	4.5/27.0	10	2	0	2/44	7	
Berry .....	66	8	74	3.5/26.5	8	2	1	3/134	10	
Flowers .....	63	5	68	1.0/6.0	2	0	0	1/32	7	
Jordan .....	51	13	64	0.0/0.0	0	0	2	0/0	0	
Lewis .....	46	10	56	0.0/0.0	2	0	0	1/1	4	
Poe .....	43	8	51	4.5/30.5	7	0	0	0/6	4	
S. Smith .....	43	4	47	0.0/0.0	0	0	0	2/96	15	
Hali .....	39	7	46	11.0/78.5	12	2	4	1/10	1	
Houston .....	41	3	44	11.0/75.0	15	2	1	0/0	4	
Cooper .....	38	3	41	0.0/0.0	0	0	1	3/32	20	
Jackson .....	25	9	34	4.0/20.0	3	0	0	0/0	3	
Demps .....	22	10	32	0.0/0.0	0	0	0	4/61	9	
Bailey .....	25	5	30	1.0/8.0	2	0	0	0/0	2	
DeVito .....	18	10	28	0.0/0.0	0	0	0	0/0	1	
Zombo .....	19	4	23	2.0/15.0	5	0	1	1/5	2	
Abdullah .....	12	5	17	0.5/3.5	2	0	0	1/44	4	
Robinson .....	13	0	13	0.0/0.0	0	1	0	0/0	1	
J. M. Johnson .....	9	0	9	1.0/7.0	1	0	1	0/0	1	
Martin .....	8	1	9	0.0/0.0	0	0	0	0/0	0	
Parker .....	7	0	7	1.0/3.0	0	2	1	2/29	3	
N. Johnson .....	5	2	7	0.0/0.0	0	0	0	0/0	0	
Howard .....	5	1	6	0.0/0.0	0	0	0	0/0	0	
Toribio .....	3	2	5	0.0/0.0	0	0	0	0/0	0	
Catapano .....	3	1	4	1.0/6.0	3	0	0	0/0	0	
Powe .....	1	1	2	1.0/3.0	1	0	0	0/0	0	
Cummings .....	1	0	1	0.0/0.0	0	0	0	0/0	0	
Moses .....	1	0	1	0.0/0.0	0	0	0	0/0	0	
Gray .....	1	0	1	0.0/0.0	0	0	0	0/0	0	
<b>CHIEFS TOTAL</b> .....	<b>703</b>	<b>134</b>	<b>827</b>	<b>47.0/309.0</b>	<b>73</b>	<b>11</b>	<b>12</b>	<b>21/488</b>	<b>101</b>	

PR = QB Pressure FR = Fumble Recovery FF = Forced Fumble  
INT = Interception PD = Pass Defensed

INTERCEPTIONS										
	No.	Yds.	Avg.	LG	TD					
Demps .....	4	61	15.3	35	0					
Berry .....	3	134	44.7	49	2					
Cooper .....	3	32	10.7	20	0					
S. Smith .....	2	96	48.0	100t	1					
Johnson .....	2	44	22.0	41	0					
Parker .....	2	29	14.5	15	0					
Abdullah .....	1	44	44.0	44t	1					
Flowers .....	1	32	32.0	32	0					
Hali .....	1	10	10.0	10t	1					
Zombo .....	1	5	5.0	5	0					
Lewis .....	1	1	1.0	1	0					
<b>CHIEFS TOTAL</b> .....	<b>21</b>	<b>488</b>	<b>23.2</b>	<b>100t</b>	<b>5</b>					
Opp. Total .....	8	21	2.6	17	0					

## 2013 SPECIAL TEAMS STATISTICS

SPECIAL TEAMS STATISTICS										
	Solos	Asst.	Total	Cooper	Demps	Gafford	Martin	Allen	Colquitt	Davis
Sherman .....	12	1	13	3	0	3				
Abdullah .....	10	0	10	2	1	3				
Parker .....	10	0	10	3	0	3				
Hemingway .....	7	2	9	1	0	1				
J. Johnson .....	8	0	8	1	0	1				
Gray .....	4	1	5	1	0	1				
Zombo .....	3	1	4	1	0	1				
Jordan .....	3	1	4	1	0	1				
Moses .....	2	2	4	1	0	1				
<b>CHIEFS TOTAL</b> .....	<b>73</b>	<b>10</b>	<b>83</b>							

### DEFENSIVE AND SPECIAL TEAMS BIG PLAYS

<b>TD (11):</b>	Hali, 10-yard INT .....	at Jacksonville (9/8)
	Berry, 38-yard INT .....	at Philadelphia (9/19)
	McCluster, 89-yard PR .....	NY GIANTS (9/29)
	Cooper, FR in endzone .....	at Tennessee (10/6)
	Abdullah, 44-yard INT .....	OAKLAND (10/13)
	S. Smith, 100-yard INT .....	at Buffalo (11/3)
	Hali, 11-yard FR .....	at Buffalo (11/3)
	Davis, 108-yard KOR .....	DENVER (12/1)
	McCluster, 74-yard PR .....	at Washington (12/8)
	Demps, 95-yard KOR .....	at Washington (12/8)
	Berry, 47-yard INT .....	at Oakland (12/15)

<b>FR (4):</b>	Gray (Johnson) .....	at Philadelphia (9/19)
	Cooper (Williams) .....	at Tennessee (10/6)
	Zombo (Bess) .....	CLEVELAND (10/27)
	Abdullah (Jones) .....	at Oakland (12/15)

## 2013 RANKINGS BY YARDAGE

RANKINGS BY YARDAGE										
OFFENSE					DEFENSE					
	AFC	NFL				AFC	NFL			
Rushing .....	4	10			Rushing .....	10	22			
Passing .....	T-13	T-24			Passing .....	T-12	T-25			
Total .....	10	21			Total .....	14	24			

# 2013 PRESEASON STATISTICS



## 2013 PRESEASON RESULTS (2-2)

Preseason				Record: 2-2	
8/9	L	13-17	at New Orleans	64,212	
8/16	L	13-15	SAN FRANCISCO	53,272	
8/24	W	26-20 OT	at Pittsburgh	63,870	
8/29	W	30-8	GREEN BAY	67,999	

## TEAM STATISTICS

	CHIEFS	OPP.
TOTAL FIRST DOWNS	70	71
Rushing	20	14
Passing	40	45
Penalty	10	12
3rd Down: Made/Att	17/60	20/66
3rd Down Pct.	28.3%	30.3%
4th Down: Made/Att	2/7	3/5
4th Down Pct.	28.6%	60.0%
POSSESSION AVG.	26:55	33:05
TOTAL NET YARDS	1051	1265
Avg. Per Game	262.8	316.3
Total Plays	258	281
Avg. Per Play	4.1	4.5
NET YARDS RUSHING	359	437
Avg. Per Game	89.8	109.3
Total Rushes	89	125
NET YARDS PASSING	692	828
Avg. Per Game	173.0	207.0
Sacked/Yards Lost	21/130	11/58
Gross Yards	822	886
Att./Completions	148/87	145/79
Completion Pct.	58.8%	54.5%
Had Intercepted	2	3
PUNTS/AVERAGE	23/44.8	28/45.4
NET PUNTING AVG.	38.0	33.5
PENALTIES/YARDS	29/272	33/287
FUMBLES/BALL LOST	6/2	7/1
TOUCHDOWNS	8	5
Rushing	1	0
Passing	5	5
Returns	2	0
SCORE BY PERIODS	1 2 3 4 OT	PTS
CHIEFS TOTAL	23 23 14 16	6 82
Opp. Total	16 9 26 9	0 60

## INDIVIDUAL STATISTICS

	No.	Yds.	Avg.	LG	TD
Hemingway	11	116	10.5	22	2
Davis	9	57	6.3	17	0
Fasano	8	69	8.6	15	0
Avery	7	60	8.6	14	0
Bowe	6	73	12.2	30	0
Wylie	5	52	10.4	17	0
Newsome	5	39	7.8	12	0
Charles	5	31	6.2	13	0
Gray	5	12	2.4	7	0
Hammond	4	37	9.3	17	1
Bellamy	3	59	19.7	43t	1
Richardson	3	37	12.3	18	1
Brock	3	31	10.3	15	0
Draughn	2	31	15.5	17	0
Kelce	2	28	14.0	17	0
Moekai	2	26	13.0	24	0
McCluster	2	21	10.5	12	0
Jenkins	2	14	7.0	8	0
Opurum	1	12	12.0	12	0
Shoemaker	1	9	9.0	9	0
Sherman	1	8	8.0	8	0
CHIEFS TOTAL	87	822	9.4	43t	5
Opp. Total	79	886	11.2	49	5

## PASSING

	Att.	Cmp.	Yds.	Cmp%	Yds/Att.	TD	TD%	Int	INT%	LG	Sack/Lost	Rating
A. Smith	48	31	288	64.6	6.0	1	2.1	0	0.0	30	5/22	87.8
Daniel	48	30	272	62.5	5.7	1	2.1	1	2.1	24	11/64	76.0
Bray	40	21	220	52.5	5.5	3	7.5	1	2.5	43t	5/44	83.3
Stanzi	12	5	42	41.7	3.5	0	0.0	0	0.0	18	0/0	51.4
CHIEFS TOTAL	148	87	822	58.8	5.6	5	3.4	2	1.4	43t	21/130	79.9
Opp. Total	145	79	886	54.5	6.1	5	3.4	3	2.1	49	11/58	75.8

## RUSHING

	No.	Yds.	Avg.	LG	TD
Gray	23	95	4.1	18	0
Daniel	7	64	9.1	18	0
Davis	24	59	2.5	9	0
Draughn	17	50	2.9	17	0
Smith	3	45	15.0	38	0
Charles	12	23	1.9	11	1
Bray	2	14	7.0	7	0
Stanzi	1	9	9.0	9	0
CHIEFS TOTAL	89	359	4.0	38	1
Opp. Total	125	437	3.5	52	0

## SCORING

	TDR	TDP	TDD	TDK	PAT	FG	S	TP
Succop.	0	0	0	0	7/7	9/9	0	34
Hemingway	2	0	2	0	0/0	0/0	0	12
Bellamy	1	0	1	0	0/0	0/0	0	6
Hammond, Jr.	1	0	1	0	0/0	0/0	0	6
Richardson	1	0	1	0	0/0	0/0	0	6
Davis	1	0	0	1	0/0	0/0	0	6
Charles	1	1	0	0	0/0	0/0	0	6
Demps.	1	0	0	1	0/0	0/0	0	6
CHIEFS TOTAL	8	1	5	2	7/7	9/9	0	82
Opp. Total	5	0	5	0	4/5	8/9	0	60

## TWO-POINT CONVERSIONS

CHIEFS TOTAL	0-0
Opp. Total	0-0

## FIELD GOALS

	1-19	20-29	30-39	40-49	50+	Total
Succop.	1/1	1/1	3/3	4/4	0/0	9/9
CHIEFS TOTAL	1/1	1/1	3/3	4/4	0/0	9/9
Opp. Total	0/0	3/3	0/0	3/3	2/3	8/9

## INTERCEPTIONS

	No.	Yds.	Avg.	LG	TD
Zombo	1	27	27.0	27	0
Hartman	1	12	12.0	12	0
S. Smith	1	3	3.0	3	0
CHIEFS TOTAL	3	42	14.0	27	0
Opp. Total	2	0	0.0	0	0

## PUNTING

	No.	Yds.	Avg.	Net	TB	In20	LG	Blk.
Colquitt	22	1030	46.8	39.6	4	9	60	1
CHIEFS TOTAL	22	1030	46.8	39.6	4	9	60	1
Opp. Total	28	1271	45.4	33.5	0	11	62	0

## PUNT RETURNS

	No.	FC	Yds.	Avg.	LG	TD
Hammond, Jr.	12	0	137	11.4	36	0
Wylie	5	2	113	22.6	52	0
McCluster	2	0	51	25.5	55	0
Richardson	2	0	25	12.5	16	0
Shoemaker	1	0	8	8.0	8	0
CHIEFS TOTAL	22	2	334	15.2	55	0
Opp. Total	5	9	39	7.8	12	0

## KICKOFF RETURNS

	No.	Yds.	Avg.	LG	TD
Wylie	5	124	24.8	31	0
Davis	3	208	69.3	109t	1
Demps.	3	158	52.7	104t	1
Hammond, Jr.	2	47	23.5	26	0
Gray	1	25	25.0	25	0
Jenkins	1	21	21.0	21	0
CHIEFS TOTAL	15	583	38.9	109t	2
Opp. Total	9	238	26.4	43	0

# 2013 CHIEFS GAME-BY-GAME OFFENSE

	@ JAX	DAL	@ PHI	NYG	@ TEN	OAK	HOU	CLE	@ BUF	@ DEN	SD	DEN	@ WAS	@ OAK	IND	@ SD	@ IND
<b>FIRST DOWNS</b>																	
Total.....	17	19	19	21	20	16	20	20	15	24	26	27	20	19	18	22	30
Rushing.....	7	6	7	4	7	7	8	6	5	5	6	11	9	5	8	9	11
Passing.....	10	12	12	15	10	7	10	12	8	14	16	12	10	12	8	11	16
Penalty.....	0	1	0	2	3	2	2	2	2	5	4	4	1	2	2	2	3
<b>THIRD DOWNS</b>																	
Attempts.....	5	4	6	9	1	4	7	10	3	4	3	5	2	4	1	6	9
Converted.....	15	13	18	16	12	14	15	19	13	13	9	13	11	9	18	14	16
Percentage.....	33.0%	31.0%	33.0%	56.0%	8.0%	29.0%	47.0%	53.0%	23.0%	31.0%	33.0%	38.0%	18.0%	44.0%	13.0%	43.0%	56.0%
<b>TOT. OFFENSE</b>																	
Net Yards.....	291	313	395	298	353	216	357	331	210	344	395	452	346	384	287	332	513
Plays.....	63	65	77	61	67	61	68	71	54	73	59	67	61	51	53	69	80
Avg./Play.....	4.6	4.8	5.1	4.9	5.3	3.5	5.3	4.7	3.9	4.7	6.7	6.7	5.7	7.5	5.4	4.8	6.4
<b>RUSHING</b>																	
Net Yards.....	120	114	147	102	120	111	126	136	95	144	114	159	192	78	155	143	150
Rush. Att.....	28	25	37	28	26	27	32	29	23	25	18	25	38	24	20	37	32
Avg./Att.....	4.3	4.6	4.0	3.6	4.6	4.1	3.9	4.7	4.1	5.8	6.3	6.4	5.1	3.3	7.8	3.9	4.7
<b>PASSING</b>																	
Net Yards.....	171	199	248	288	233	105	231	195	115	200	281	293	154	306	132	189	363
Attempts.....	34	36	35	41	39	31	34	36	29	45	38	42	23	25	28	30	46
Completions.....	21	22	22	24	20	14	23	24	19	21	26	26	15	20	16	21	30
Intercepted.....	0	0	0	2	1	0	1	0	0	0	1	1	1	0	1	0	0
Gross Yards.....	173	223	273	288	245	128	240	225	124	230	294	293	154	318	153	200	378
Sacked.....	1.0	4.0	5.0	1.0	2.0	3.0	2.0	6.0	2.0	3.0	3.0	0.0	0.0	2.0	5.0	2.0	2.0
Yards Lost.....	2	24	25	0	12	23	9	30	9	30	13	0	0	12	21	11	15
<b>ADVANCES</b>																	
Rushes.....	28	25	37	28	26	27	32	29	23	25	18	25	38	24	20	37	32
Completions.....	21	21	22	24	20	14	23	24	19	21	26	26	15	20	16	21	30
Totals.....	49	46	59	52	46	41	55	53	42	46	44	51	53	44	36	58	62
<b>PENALTIES</b>																	
Number.....	3	10	9	7	9	4	5	5	5	9	7	9	3	8	7	1	2
Yards.....	20	45	65	62	61	20	24	31	38	53	62	102	30	91	65	5	15
<b>FUMBLES</b>																	
Number.....	1	0	0	1	1	3	1	1	1	2	1	1	0	1	6	1	1
Lost.....	0	0	0	1	1	1	1	0	0	1	1	0	0	1	3	0	1
<b>SCORING</b>																	
Points.....	28	17	26	31	26	24	17	23	23	17	38	28	45	56	7	24	44
TD Rushing.....	1	0	1	0	1	2	2	0	0	0	2	1	2	2	1	2	1
TD Passing.....	2	2	0	3	0	0	0	2	0	2	3	2	2	5	0	1	5
TD KO Returns.....	0	0	0	0	0	0	0	0	0	0	0	1	1	0	0	0	0
TD Punt Returns.....	0	0	0	1	0	0	0	0	0	0	0	0	1	0	0	0	0
TD Sp. Teams.....	0	0	0	0	1	0	0	0	0	0	0	0	0	0	0	0	0
TD Def. Returns.....	1	0	1	0	0	1	0	0	2	0	0	0	0	1	0	0	0
FG Attempts.....	0	2	5	1	4	1	1	4	3	1	1	0	2	0	0	2	3
FG Made.....	0	1	4	1	4	1	1	3	3	1	1	0	1	0	0	1	3
Safety.....	0	0	0	0	0	0	0	0	0	0	0	0	0	0	0	0	0

	@ JAX	DAL	@ PHI	NYG	@ TEN	OAK	HOU	CLE	@ BUF	@ DEN	SD	DEN	@ WAS	@ OAK	IND	@ SD	@ IND
FIRST DOWNS																	
Total .....	12	20	21	11	19	18	14	13	25	24	24	25	13	26	19	19	28
Rushing .....	3	3	8	3	4	5	4	4	11	6	7	6	2	8	5	9	5
Passing .....	9	15	11	8	12	13	10	9	12	15	16	17	11	12	10	9	23
Penalty .....	0	2	2	0	3	0	0	0	2	3	1	2	0	6	4	1	0
THIRD DOWNS																	
Attempts .....	5	3	3	1	4	4	4	3	4	6	7	8	3	7	7	9	4
Converted .....	19	11	10	14	14	15	12	12	13	16	15	14	15	14	8	17	8
Percentage .....	26.0%	27.0%	30.0%	7.0%	29.0%	27.0%	33.0%	25.0%	31.0%	38.0%	47.0%	57.0%	20.0%	50.0%	39.0%	53.0%	50.0%
TOT. OFFENSE																	
Net Yards .....	178	318	431	390	339	274	294	340	470	427	491	535	257	461	367	405	536
Plays .....	70	61	63	61	66	71	54	52	77	76	67	66	65	74	72	72	65
Avg./Play .....	2.5	5.2	6.8	4.9	5.1	3.9	5.4	6.5	6.1	5.6	7.3	8.1	4.0	6.2	5.1	5.6	8.2
RUSHING																	
Net Yards .....	71	37	264	98	105	125	73	57	241	104	104	132	65	130	135	186	100
Rush. Att. ....	23	16	28	21	22	27	24	15	38	36	27	31	17	33	34	36	19
Avg./Att. ....	3.1	2.3	9.3	4.7	4.8	4.6	3.0	3.8	6.3	2.9	3.9	4.3	3.8	3.9	4.0	5.2	5.3
PASSING																	
Net Yards .....	107	281	167	200	234	149	221	283	229	323	387	403	192	331	232	219	363
Attempts .....	41	42	30	37	41	34	25	36	39	40	39	35	42	41	37	33	45
Completions ..	19	30	13	18	21	18	15	22	18	24	27	22	19	20	26	22	29
Intercepted ..	2	0	2	1	2	3	0	0	2	0	0	2	1	5	0	1	3
Gross Yards ..	157	298	201	217	247	216	271	293	229	323	392	403	223	331	241	229	378
Sacked .....	6.0	3.0	5.0	3.0	3.0	9.0	5.0	1.0	0.0	0.0	1.0	0.0	6.0	0.0	1.0	3.0	1.0
Yards Lost ..	50	17	30	17	13	63	50	10	0	0	5	0	31	0	9	10	7
ADVANCES																	
Rushes .....	23	16	28	21	22	27	24	15	38	36	27	31	17	33	34	36	19
Completions ..	19	30	13	18	21	18	15	22	18	24	27	22	19	20	26	22	29
Totals .....	42	46	41	39	43	45	39	37	56	60	54	53	36	53	60	58	48
PENALTIES																	
Number .....	5	5	6	7	6	11	4	9	6	13	9	10	4	10	3	4	4
Yards .....	30	27	45	65	35	68	40	70	48	82	97	75	27	90	31	22	19
FUMBLES																	
Number .....	0	2	4	3	2	0	2	1	1	1	1	0	2	2	1	0	2
Lost .....	0	2	3	2	1	0	1	1	1	1	0	0	1	2	0	0	1
SCORING																	
Points .....	2	16	16	7	17	7	16	17	13	27	41	35	10	31	23	27	45
TD Rushing ..	0	0	1	0	1	0	0	0	0	2	2	0	0	2	1	0	1
TD Passing ..	0	1	1	1	1	1	1	2	1	1	3	5	1	2	1	3	4
TD KO Returns .....	0	0	0	0	0	0	0	0	0	0	0	0	0	0	0	0	0
TD Punt Returns .....	0	0	0	0	0	0	0	0	0	0	0	0	0	0	0	0	0
TD Sp. Teams .....	0	0	0	0	0	0	0	0	0	0	0	0	0	0	0	0	0
TD Def. Returns .....	0	0	0	0	0	0	0	0	0	0	0	0	0	0	0	0	1-OFFER
FG Attempts .....	0	3	2	1	2	1	3	4	2	3	2	0	1	1	4	2	1
FG Made .....	0	3	1	0	1	0	3	3	2	2	2	0	1	1	3	2	1
Safety .....	1	0	0	0	0	0	0	0	0	0	0	0	0	0	0	0	0



# 2013 GAME-BY-GAME PARTICIPATION



	@ JAX	DAL	@ PHI	NYG	@ TEN	OAK	HOU	CLE	@ BUF	@ DEN	SD	DEN	@ WAS	@ OAK	IND	@ SD	Reg. Season P-S-DNP-INA
Abdullah	P	P	DB	P	P	P	P	P	P	P	P	P	P	P	P	SS	16-2-0-0
Albert	LT	LT	LT	LT	LT	LT	LT	LT	LT	LT	LT	LT	LT	LT	LT	*	12-12-0-4
Allen	LG	LG	LG	LG	LG	LG	LG	LG	LG	LG	LG	LG	LG	LG	LG	P	15-14-0-1
Asamoah	I*	RG	RG	RG	RG	RG	RG	RG	RG	RG	I*	P	P	P	X	P	13-9-1-2
Avery	WR	P	WR	WR	WR	WR	WR	WR	WR	WR	WR	WR	WR	WR	WR	P	16-14-0-0
Bailey	*	P	P	P	P	P	P	P	P	P	RDE	LDE	P	P	P	LDE	15-3-0-1
Berry	SS	SS	SS	SS	SS	SS	SS	SS	SS	SS	SS	SS	SS	SS	SS	X	15-15-1-0
Boyd	--	--	--	--	--	--	--	--	--	--	--	--	--	--	--	--	0-0-0-0
Bowe	WR	WR	WR	WR	WR	WR	WR	WR	WR	WR	WR	WR	WR	WR	WR	I*	15-15-0-1
Brock	--	--	P	P	P	P	*	*	--	--	--	--	--	--	--	--	4-0-0-2
Bronson	PS	PS	PS	PS	PS	PS	PS	PS	PS	PS	PS	PS	PS	PS	PS	PS	0-0-0-0
Bray	*	*	*	*	*	*	*	*	*	*	*	*	*	*	*	X	0-0-1-15
Burden	--	--	--	--	PS	PS	PS	PS	PS	--	PS	PS	PS	PS	PS	PS	0-0-0-0
Byrne	--	--	--	---	--	--	--	--	--	--	--	--	--	--	--	PS	0-0-0-0
Catapano	P	P	P	P	P	P	P	P	*	P	P	P	P	P	P	P	15-0-0-1
Charles	RB	RB	RB	RB	RB	RB	RB	RB	RB	RB	RB	RB	RB	RB	RB	*	15-15-0-1
Colquitt	P	P	P	P	P	P	P	P	P	P	P	P	P	P	P	P	16-0-0-0
Comings	IR	IR	IR	IR	IR	IR	IR	IR	IR	P	P	IR	IR	IR	IR	IR	2-0-0-0
Cooper	P	P	P	CB	P	LCB	P	CB	P	CB	P	CB	P	P	P	LCB	16-6-0-0
Daniel	P	X	X	P	X	X	X	X	X	X	X	X	P	P	X	QB	5-1-11-0
Davis	P	P	P	P	P	P	P	P	P	P	P	P	P	P	P	RB	16-1-0-0
Demps	P	P	P	S	P	P	P	S	P	S	P	S	P	P	S	FS	16-6-0-0
DeVito	RDE	RDE	RDE	RDE	RDE	RDE	RDE	RDE	RDE	RDE	I*	P	RDE	RDE	RDE	X	14-13-1-1
Draheim	PS	--	--	--	--	--	--	--	--	--	--	--	--	--	--	--	0-0-0-0
Drakeford	PS	PS	PS	PS	--	--	--	--	--	--	--	--	--	--	--	--	0-0-0-0
Fasano	TE	TE	I*	I*	I*	I*	TE	TE	TE	TE	TE	TE	I*	I*	TE	X	9-9-1-6
Fisher	RT	RT	RT	RT	I*	RT	RT	RT	RT	RT	I*	P	RT	RT	RT	RT	14-13-0-2
Flowers	LCB	LCB	LCB	I*	LCB	I*	LCB	LCB	LCB	LCB	LCB	LCB	LCB	LCB	LCB	X	13-13-1-2
Gafford	P	P	P	P	P	P	P	P	P	P	P	P	P	P	P	P	16-0-0-0
Gordon	--	--	--	--	--	--	--	--	--	--	--	--	--	--	--	P	2-0-0-0
Gray	P	P	P	P	P	P	P	P	P	P	P	P	P	P	P	P	16-0-0-0
Hall	ROLB	ROLB	ROLB	ROLB	ROLB	ROLB	ROLB	ROLB	ROLB	ROLB	ROLB	ROLB	ROLB	ROLB	ROLB	ROLB	15-15-0-1
Hall	*	*	P	P	P	P	P	P	P	--	X	P	--	P	--	--	9-0-1-2
Hammond	PS	PS	PS	PS	PS	PS	PS	PS	PS	PS	PS	PS	PS	PS	PS	PS	0-0-0-0
Harris	PS	PS	PS	PS	PS	PS	PS	PS	PS	PS	PS	PS	PS	PS	PS	PS	0-0-0-0
Hemingway	P	P	P	P	P	P	P	P	P	P	P	P	P	P	WR	P	16-2-0-0
Henry	IR	IR	IR	IR	IR	IR	IR	IR	IR	IR	IR	IR	IR	IR	IR	IR	0-0-0-0
Houston	LOLB	LOLB	LOLB	LOLB	LOLB	LOLB	LOLB	LOLB	LOLB	LOLB	LOLB	I*	I*	I*	I*	X	11-11-1-4
Howard	P	*	*	*	*	*	*	*	*	*	X	X	*	P	P	RDE	4-1-2-10
Hudson	C	C	C	C	C	C	C	C	C	C	C	C	C	C	C	X	15-15-1-0
Jackson, J.	--	--	--	--	--	--	--	--	--	--	--	--	--	--	--	PS	0-0-0-0
Jackson, T.	LDE	LDE	P	P	LDE	LDE	LDE	P	LDE	P	LDE	P	LDE	LDE	P	X	15-9-1-0
Jenkins	P	P	P	P	P	P	P	P	P	P	P	P	P	P	P	WR	16-1-0-0
Johnson, D.	RILB	RILB	RILB	RILB	RILB	RILB	RILB	RILB	RILB	RILB	RILB	RILB	RILB	RILB	RILB	RILB	15-15-0-1
Johnson, J.	P	P	P	P	P	P	P	P	P	P	P	P	P	P	P	RILB	16-1-0-0
Johnson, N.	*	*	*	*	*	*	*	*	X	*	*	*	*	*	*	LILB	7-1-1-8
Johnson, R.	PS	PS	PS	*	P	*	*	*	*	*	P	*	*	*	*	RG	3-1-0-10
Jones	--	--	--	--	--	--	--	--	PS	PS	PS	PS	P	P	NFI	NFI	2-0-0-0
Jordan	LILB	LILB	LILB	P	LILB	LILB	LILB	P	LILB	P	LILB	P	LILB	LILB	P	P	16-10-0-0
Kearney	--	--	--	--	--	--	PS	PS	PS	PS	PS	PS	PS	PS	PS	PS	0-0-0-0
Kelce	X	I*	I*	I*	I*	IR	IR	IR	IR	IR	IR	IR	IR	IR	IR	IR	0-0-1-4
Kelly	IR	IR	IR	IR	IR	IR	IR	IR	IR	IR	IR	IR	IR	IR	IR	IR	0-0-0-0
Kettani	--	--	--	--	--	--	--	--	--	--	--	--	--	--	--	PS	0-0-0-0
Kush	P	*	*	P	*	*	*	*	*	*	*	*	*	*	*	C	3-1-0-13
Lewis	FS	FS	FS	FS	FS	FS	FS	FS	FS	FS	FS	FS	FS	FS	FS	P	16-15-0-0
Love	--	--	--	--	--	--	--	--	--	--	P	*	X	--	--	--	1-0-1-1
Martin	*	*	*	PS	PS	PS	PS	PS	PS	PS	PS	P	P	P	P	ROLB	5-1-0-3
McCluster	P	WR	WR	WR	P	P	P	P	P	P	P	P	WR	I*	P	WR	15-5-0-1
McDougald	*	X	PS	PS	PS	P	*	*	*	--	--	--	--	--	--	--	1-0-1-4
McGrath	TE	TE	P	TE	TE	TE	P	P	P	TE	TE	TE	TE	TE	TE	P	16-11-0-0
Miller	--	PS	PS	--	--	--	--	--	--	--	--	--	--	--	--	--	0-0-0-0
Moeaki	IR	IR	IR	IR	IR	IR	IR	--	--	--	--	--	--	--	--	--	0-0-0-0
Moses	P	P	P	P	P	*	*	*	P	P	P	P	P	P	P	P	13-0-0-3
Oporum	PS	PS	--	PS	PS	PS	PS	PS	PS	PS	--	--	PS	PS	PS	--	0-0-0-0
Parker	P	P	P	P	P	P	P	P	P	P	P	P	P	P	P	RCB	16-1-0-0

	@ JAX	DAL	@ PHI	NYG	@ TEN	OAK	HOU	CLE	@ BUF	@ DEN	SD	DEN	@ WAS	@ OAK	IND	@ SD	Reg. Season P-S-DNP-INA
Poe	NT	NT	NT	NT	NT	NT	NT	NT	NT	NT	NT	NT	NT	NT	NT	*	15-15-0-1
Powe	-	-	-	-	-	-	-	-	-	-	-	-	X	-	X	NT	1-1-2-0
Reynolds	PS	-	-	-	-	-	-	-	-	-	-	-	-	-	-	-	0-0-0-0
Robinson	P	*	P	LCB	X	P	X	X	X	*	*	P	X	P	CB	P	8-2-5-3
Ross	-	-	-	-	-	-	-	-	-	PS	PS	PS	PS	PS	PS	PS	0-0-0-0
Schwartz	RG	P	P	LG	P	P	P	P	P	P	RG	RG	RG	RG	RG	P	16-7-0-0
Sherman	P	P	FB	P	FB	FB	FB	FB	P	P	P	P	FB	P	P	FB	16-7-0-0
Smith, A.	QB	QB	QB	QB	QB	QB	QB	QB	QB	QB	QB	QB	QB	QB	QB	*	15-15-0-1
Smith, S.	RCB	RCB	RCB	RCB	RCB	RCB	RCB	RCB	RCB	RCB	RCB	RCB	RCB	RCB	RCB	P	16-15-0-0
Stephenson	P	P	P	P	RT	P	P	P	P	P	RT	RT	LT	LT	LT	LT	16-7-0-0
Succop	P	P	P	P	P	P	P	P	P	P	P	P	P	P	P	P	16-0-0-0
Toribio	P	P	X	X	P	P	P	X	P	P	-	-	-	-	-	-	7-0-3-0
Waldron	IR	IR	IR	IR	IR	IR	IR	IR	IR	IR	IR	IR	IR	-	-	-	0-0-0-0
Watkins	-	PS	PS	PS	PS	PS	PS	PS	*	*	P	*	P	P	X	LG	4-1-0-4
Williams, F.	-	-	-	-	-	-	-	-	-	-	-	-	-	-	PS	-	0-0-0-0
Williams, K.	-	-	-	-	-	-	-	-	-	P	IR	IR	IR	IR	IR	IR	1-0-0-0
Wilson	-	-	-	-	-	-	-	-	-	-	-	-	-	-	-	PS	0-0-0-0
Zombo	P	P	P	P	P	P	P	P	P	P	P	LOLB	LOLB	LOLB	LOLB	LOLB	16-5-0-0

Key: P - Played; I - Injured/Did Not Play; IR - Injured Reserve; X - Did Not Play (Non-injury); \* - Inactive;

\*I - Injured/On Inactive List; SUS - Team Suspension; # - Roster Exemption; -- - Not on Roster;

NFL - NFL Suspension; PS - Practice Squad; Starters Denoted by Position.

## 2013 PLAYER PARTICIPATION (REG. SEASON)



PLAYER	GP	GS	INJ	PLAYER	GP	GS	INJ
Abdullah.....	16	2	0	Jenkins .....	16	1	0
Albert .....	12	12	3	Johnson, D. ....	15	15	0
Allen .....	14	14	1	Johnson, J.M. ....	16	1	0
Asamoah .....	12	9	2	Johnson, N. ....	7	1	0
Avery .....	16	14	0	Johnson, R. ....	3	1	0
Bailey .....	15	3	0	Jones .....	2	0	2
Berry .....	15	15	0	Jordan .....	16	10	0
Boyd .....	0	0	0	Kearney .....	0	0	0
Bowe .....	15	15	1	Kelce .....	0	0	15
Brock .....	4	0	0	Kelly .....	0	0	16
Bronson .....	0	0	0	Kettani .....	0	0	0
Bray .....	0	0	0	Kush .....	3	1	0
Burden .....	0	0	0	Lewis .....	15	15	0
Byrne .....	0	0	0	Love .....	1	0	0
Catapano .....	15	0	1	Martin .....	5	1	0
Charles .....	15	15	0	McCluster .....	15	5	1
Colquitt .....	16	0	0	McDougald .....	1	0	0
Comings .....	2	0	14	McGrath .....	16	11	0
Cooper .....	16	6	0	Miller .....	0	0	0
Daniel .....	5	1	0	Moeaki .....	0	0	7
Davis .....	16	1	0	Moses .....	13	0	0
Demps .....	16	6	0	Opurum .....	0	0	0
DeVito .....	14	13	1	Parker .....	16	1	0
Draheim .....	0	0	0	Poe .....	15	15	0
Drakeford .....	0	0	0	Powe .....	1	1	0
Fasano .....	9	9	6	Reynolds .....	0	0	0
Fisher .....	14	13	2	Robinson .....	8	2	0
Flowers .....	13	13	2	Ross .....	0	0	0
Gafford .....	16	0	0	Schwartz .....	16	7	0
Gordon .....	2	0	0	Sherman .....	16	7	0
Gray .....	16	0	0	Smith, A. ....	15	15	0
Hall .....	15	15	1	Smith, S. ....	16	15	0
Hall .....	9	0	0	Stephenson .....	16	7	0
Hammond, Jr. ....	0	0	0	Succop .....	16	0	0
Harris .....	0	0	0	Toribio .....	7	0	0
Hemingway .....	15	2	0	Waldron .....	0	0	13
Henry .....	0	0	16	Watkins .....	4	1	0
Houston .....	11	11	4	Williams, F. ....	0	0	0
Howard .....	4	1	0	Williams, K. ....	1	0	6
Hudson .....	15	15	0	Wilson .....	0	0	0
Jackson .....	15	9	0	Zombo .....	16	5	0

## 2013 CHIEFS GAME-BY-GAME STARTERS

### OFFENSE

Date	Opponent	WR	LT	LG	C	RG	RT	TE	FB	WR	QB	RB
9/8	@ Jacksonville	Avery	Albert	Allen	Hudson	Schwartz	Fisher	Fasano	McGrath (TE)	Bowe	A. Smith	Charles
9/15	DALLAS	McCluster	Albert	Allen	Hudson	Asamoah	Fisher	Fasano	McGrath (TE)	Bowe	A. Smith	Charles
9/19	@ Philadelphia	Avery	Albert	Allen	Hudson	Asamoah	Fisher	McCluster (WR)	Sherman	Bowe	A. Smith	Charles
9/29	NY GIANTS	Avery	Albert	Schwartz	Hudson	Asamoah	Fisher	McGrath	Bowe (WR)	McCluster	A. Smith	Charles
10/6	@ Tennessee	Avery	Albert	Allen	Hudson	Asamoah	Stephenson	McGrath	Sherman	Bowe	A. Smith	Charles
10/13	OAKLAND	Avery	Albert	Allen	Hudson	Asamoah	Fisher	McGrath	Sherman	Bowe	A. Smith	Charles
10/20	HOUSTON	Avery	Albert	Allen	Hudson	Asamoah	Fisher	Fasano	Sherman	Bowe	A. Smith	Charles
10/27	CLEVELAND	Avery	Albert	Allen	Hudson	Asamoah	Fisher	Fasano	Sherman	Bowe	A. Smith	Charles
11/3	@ Buffalo	Avery	Albert	Allen	Hudson	Asamoah	Fisher	Fasano	McCluster (WR)	Bowe	A. Smith	Charles
11/17	@ Denver	Avery	Albert	Allen	Hudson	Asamoah	Fisher	Fasano	McGrath (TE)	Bowe	A. Smith	Charles
11/24	SAN DIEGO	Avery	Albert	Allen	Hudson	Schwartz	Stephenson	Fasano	McGrath (TE)	Bowe	A. Smith	Charles
12/1	DENVER	Avery	Albert	Allen	Hudson	Schwartz	Stephenson	Fasano	McGrath (TE)	Bowe	A. Smith	Charles
12/8	@ Washington	Avery	Stephenson	Allen	Hudson	Schwartz	Fisher	McCluster (WR)	Sherman	Bowe	A. Smith	Charles
12/15	@ Oakland	Avery	Stephenson	Allen	Hudson	Schwartz	Fisher	McGrath	Hemingway (WR)	Bowe	A. Smith	Charles
12/22	INDIANAPOLIS	Avery	Stephenson	Allen	Hudson	Schwartz	Fisher	Fasano	McGrath (TE)	Bowe	A. Smith	Charles
12/29	@ San Diego	Jenkins	Stephenson	Watkins	Kush	R. Johnson	Fisher	McCluster (WR)	Sherman	Hemingway	Daniel	Davis
1/4/14	@ Indianapolis (WC)	Avery	Albert	Allen	Hudson	Schwartz	Stephenson	Fasano	Sherman	Bowe	A. Smith	Charles

### DEFENSE

Date	Opponent	LE	NT	RE	LOLB	LILB	RILB	ROLB	LCB	RCB	SS	FS
9/8	@ Jacksonville	Jackson	Poe	DeVito	Houston	Jordan	D. Johnson	Hali	Flowers	S. Smith	Berry	Lewis
9/15	DALLAS	Jackson	Poe	DeVito	Houston	Jordan	D. Johnson	Hali	Flowers	S. Smith	Berry	Lewis
9/19	@ Philadelphia	Abdullah (DB)	Poe	DeVito	Houston	Jordan	D. Johnson	Hali	Flowers	S. Smith	Berry	Lewis
9/29	NY GIANTS	Demps (S)	Poe	DeVito	Houston	Cooper (CB)	D. Johnson	Hali	Robinson	S. Smith	Berry	Lewis
10/6	@ Tennessee	Jackson	Poe	DeVito	Houston	Jordan	D. Johnson	Hali	Flowers	S. Smith	Berry	Lewis
10/13	OAKLAND	Jackson	Poe	DeVito	Houston	Jordan	D. Johnson	Hali	Cooper	S. Smith	Berry	Lewis
10/20	HOUSTON	Jackson	Poe	DeVito	Houston	Jordan	D. Johnson	Hali	Flowers	S. Smith	Berry	Lewis
10/27	CLEVELAND	Demps (S)	Poe	DeVito	Houston	Cooper (CB)	D. Johnson	Hali	Flowers	S. Smith	Berry	Lewis
11/3	@ Buffalo	Jackson	Poe	DeVito	Houston	Jordan	D. Johnson	Hali	Flowers	S. Smith	Berry	Lewis
11/17	@ Denver	Demps (S)	Poe	DeVito	Houston	Cooper (CB)	D. Johnson	Hali	Flowers	S. Smith	Berry	Lewis
11/24	SAN DIEGO	Jackson	Poe	Bailey	Houston	Jordan	D. Johnson	Hali	Flowers	S. Smith	Berry	Lewis
12/1	DENVER	Bailey	Poe	Demps (S)	Zombo	Cooper (CB)	D. Johnson	Hali	Flowers	S. Smith	Berry	Lewis
12/8	@ Washington	Jackson	Poe	DeVito	Zombo	Jordan	D. Johnson	Hali	Flowers	S. Smith	Berry	Lewis
12/15	@ Oakland	Jackson	Poe	DeVito	Zombo	Jordan	D. Johnson	Hali	Flowers	S. Smith	Berry	Lewis
12/22	INDIANAPOLIS	Demps (S)	Poe	DeVito	Zombo	Robinson (CB)	D. Johnson	Hali	Flowers	S. Smith	Berry	Lewis
12/29	@ San Diego	Bailey	Powe	Howard	Zombo	N. Johnson	J. Johnson	Martin	Cooper	Parker	Abdullah	Demps
1/4/14	@ Indianapolis (WC)	Abdullah (S)	Poe	DeVito	Houston	Robinson (CB)	D. Johnson	Hali	Flowers	S. Smith	Berry	Lewis

**SMITH**

Date	Opp.	Att.	Cmp.	Yds.	Cmp%	Yds/Att.	Yds/Comp.	TD	TD%	INT	INT%	LG	Sack/Lost	Rating
9/8	@ Jacksonville	34	21	173	61.8%	5.09	8.24	2	5.9%	0	0.0%	26	1/2	94.4
9/15	DALLAS	36	21	223	58.3%	6.19	10.62	2	5.6%	0	0.0%	31	4/24	95.0
9/19	@ Philadelphia	35	22	273	62.9%	7.80	12.41	0	0.0%	0	0.0%	51	5/25	87.0
9/29	NY GIANTS	41	24	288	58.5%	7.02	12.00	3	7.3%	2	4.9%	34t	1/0	84.2
10/6	@ Tennessee	39	20	245	51.3%	6.28	12.25	0	0.0%	1	2.6%	44	2/12	60.3
10/13	OAKLAND	31	14	128	45.2%	4.13	9.14	0	0.0%	0	0.0%	24	3/23	56.9
10/20	HOUSTON	34	23	240	67.6%	7.06	10.43	0	0.0%	1	2.9%	43	2/9	75.6
10/27	CLEVELAND	36	24	225	66.7%	6.25	9.38	2	5.6%	0	0.0%	28t	6/30	102.2
11/3	@ Buffalo	29	19	124	65.5%	4.28	6.53	0	0.0%	0	0.0%	20	2/9	74.5
11/10	@ Denver	45	21	230	46.7%	5.11	10.95	2	4.4%	0	0.0%	26	3/30	77.1
11/17	SAN DIEGO	38	26	294	68.4%	7.74	11.31	3	7.9%	1	2.6%	36	3/13	106.7
11/24	DENVER	42	26	293	61.9%	6.98	11.27	2	4.8%	1	2.4%	28	0/0	88.7
12/1	@ Washington	20	14	137	70.0%	6.85	9.79	2	10.0%	0	0.0%	22	0/0	122.3
12/8	@ Oakland	20	17	287	85.0%	14.35	16.88	5	25.0%	0	0.0%	71t	2/12	158.3
12/15	INDIANAPOLIS	28	16	153	57.1%	5.46	9.56	0	0.0%	1	3.6%	19	5/21	41.3
12/29	@ San Diego							Inactive						
TOTALS		508	308	3313	60.6%	6.52	10.76	23	4.5%	7	1.4%	71t	39/210	89.1
1/4/14	@ Indianapolis	46	30	378	65.2%	8.22	12.60	4	8.7%	0	0.0%	79t	2/15	119.7

**PASSING**

**DANIEL**

Date	Opp.	Att.	Cmp.	Yds.	Cmp%	Yds/Att.	Yds/Cmp.	TD	TD%	INT	INT%	LG	Sack/Lost	Rating
9/8	@ Jacksonville	0	0	0	0.0%	0.00	0.00	0	0.0%	0	0.0%	0	0/0	0
9/15	DALLAS							Did Not Play						
9/19	@ Philadelphia							Did Not Play						
9/29	NY GIANTS	0	0	0	0.0%	0.00	0.00	0	0.0%	0	0.0%	0	0/0	0
10/6	@ Tennessee							Did Not Play						
10/13	OAKLAND							Did Not Play						
10/20	HOUSTON							Did Not Play						
10/27	CLEVELAND							Did Not Play						
11/3	@ Buffalo							Did Not Play						
11/17	@ Denver							Did Not Play						
11/24	SAN DIEGO							Did Not Play						
12/1	DENVER							Did Not Play						
12/8	@ Washington	3	1	17	33.3%	5.67	17.00	0	0.0%	1	33.3%	17	0/0	13.9
12/15	@ Oakland	5	3	31	60.0%	6.20	10.33	0	0.0%	0	0.0%	18	0/0	77.9
12/22	INDIANAPOLIS							Did Not Play						
12/29	@ San Diego	30	21	200	70.0%	6.67	9.52	1	3.3%	0	0.0%	48	2/11	99.3
TOTALS		38	25	248	65.8%	6.53	9.92	1	2.6%	1	2.6%	48	2/11	81.9
1/4/14	@ Indianapolis							Did Not Play						

## 2013 CHIEFS GAME-BY-GAME PASSING STATS

### PASSING:

### BRAY

Date	Opp.	Att.	Cmp.	Yds.	Cmp%	Yds/Att.	Yds/Comp.	TD	TD%	INT	INT%	LG	Sack/Lost	Rating
9/8	@Jacksonville													
9/15	DALLAS													
9/19	@ Philadelphia													
9/29	NY GIANTS													
10/6	@ Tennessee													
10/13	OAKLAND													
10/20	HOUSTON													
10/27	CLEVELAND													
11/3	@ Buffalo													
11/17	@ Denver													
11/24	SAN DIEGO													
12/1	DENVER													
12/8	@ Washington													
12/15	@ Oakland													
12/22	INDIANAPOLIS													
12/29	@ San Diego													
TOTALS		0	0	0	0.0%	0.00	0.00	0	0.0%	0	0.0%	0	0/0	0
1/4/14	@ Indianapolis													

Did Not Play

Inactive



## 2013 INDIVIDUAL GAME-BY-GAME RUSHING STATS

<b>RUSHING</b>		<b>AVERY</b>					<b>CHARLES</b>					<b>DANIEL</b>					<b>DAVIS</b>					<b>GRAY</b>				
Date	Opponent	No.	Yds.	Avg.	LG	TD	No.	Yds.	Avg.	LG	TD	No.	Yds.	Avg.	LG	TD	No.	Yds.	Avg.	LG	TD	No.	Yds.	Avg.	LG	TD
9/8	@Jacksonville	0	0	0.0	--	0	16	77	4.8	18	1	2	-2	-1.0	-1	0	4	12	3.0	4	0	2	8	4.0	9	0
9/15	DALLAS	1	2	2.0	2	0	16	55	3.4	16	0		Did Not Play				0	0	0.0	-	0	0	0	0.0	-	0
9/19	@ Philadelphia	0	0	0.0	--	0	20	92	4.6	18	1		Did Not Play				6	25	4.2	12	0	0	0	0.0	-	0
9/29	NY GIANTS	0	0	0.0	--	0	18	65	3.6	24	0	2	-2	-1.0	-1	0	1	2	2.0	2	0	0	0	0.0	-	0
10/6	@ Tennessee	0	0	0.0	--	0	22	108	4.9	19	1		Did Not Play				1	2	2.0	2	0	0	0	0.0	-	0
10/13	OAKLAND	0	0	0.0	-	0	22	78	3.5	11	2		Did Not Play				0	0	0.0	-	0	0	0	0.0	-	0
10/20	HOUSTON	0	0	0.0	-	0	21	86	4.1	18	1		Did Not Play				2	5	2.5	3	0	1	3	3.0	3	0
10/27	CLEVELAND	1	4	4	4	0	18	74	4.1	17	0		Did Not Play				3	13	4.3	9	0	0	0	0.0	-	0
11/3	@ Buffalo	0	0	0.0	-	0	17	90	5.3	12	0		Did Not Play				0	0	0.0	-	0	0	0	0.0	-	0
11/17	@ Denver	0	0	0.0	-	0	16	78	4.9	35	0		Did Not Play				3	13	4.3	7	0	0	0	0.0	-	0
11/24	SAN DIEGO	0	0	0.0	-	0	14	115	8.2	46	2		Did Not Play				1	3	3.0	3	0	0	0	0.0	-	0
12/1	DENVER	0	0	0.0	-	0	19	93	4.9	15	1		Did Not Play				1	20	20.0	20	0	0	0	0.0	-	0
12/8	@ Washington	0	0	0.0	-	0	19	150	7.9	35	1	3	-3	-1.0	-1	0	11	30	2.7	17t	1	3	8	2.7	3	0
12/15	@ Oakland	0	0	0.0	-	0	8	20	2.5	8	1	1	-1	-1.0	-1	0	9	34	3.8	17t	1	1	3	3.0	3	0
12/22	INDIANAPOLIS	0	0	0.0	-	0	13	106	8.2	31t	1		Did Not Play				1	2	2.0	2	0	0	0	0.0	-	0
12/29	@ San Diego	0	0	0.0	-	0	Inactive					7	59	8.4	29	0	27	81	3.0	18	2	2	2	1.0	3	0
<b>TOTALS</b>		<b>2</b>	<b>6</b>	<b>3.0</b>	<b>4</b>	<b>0</b>	<b>259</b>	<b>1287</b>	<b>5.0</b>	<b>46</b>	<b>12</b>	<b>14</b>	<b>52</b>	<b>3.7</b>	<b>29</b>	<b>0</b>	<b>70</b>	<b>242</b>	<b>3.5</b>	<b>20</b>	<b>4</b>	<b>9</b>	<b>24</b>	<b>2.7</b>	<b>9</b>	<b>0</b>
1/4/14	@ Indianapolis	0	0	0.0	-	0	3	18	6.0	7	0		Did Not Play				18	67	3.7	13	1	2	5	2.5	3	0

<b>RUSHING</b>		<b>JENKINS</b>					<b>MCCLUSTER</b>					<b>SHERMAN</b>					<b>SMITH</b>				
Date	Opponent	No.	Yds.	Avg.	LG	TD	No.	Yds.	Avg.	LG	TD	No.	Yds.	Avg.	LG	TD	No.	Yds.	Avg.	LG	TD
9/8	@Jacksonville	0	0	0.0	-	0	0	0	0.0	-	0	0	0	0.0	-	0	4	25	6.3	13	0
9/15	DALLAS	0	0	0.0	-	0	0	0	0.0	-	0	0	0	0.0	-	0	8	57	7.1	17	0
9/19	@ Philadelphia	0	0	0.0	-	0	1	-3	-3.0	-3	0	0	0	0.0	-	0	10	33	3.3	9	0
9/29	NY GIANTS	0	0	0.0	-	0	0	0	0.0	-	0	0	0	0.0	-	0	7	37	5.3	11	0
10/6	@ Tennessee	0	0	0.0	-	0	0	0	0.0	-	0	0	0	0.0	-	0	3	10	3.3	6	0
10/13	OAKLAND	0	0	0.0	-	0	1	4	4.0	4	0	0	0	0.0	-	0	4	29	7.3	13	0
10/20	HOUSTON	0	0	0.0	-	0	2	4	2.0	3	0	0	0	0.0	-	0	6	28	4.7	23	1
10/27	CLEVELAND	0	0	0.0	-	0	1	5	5.0	5	0	0	0	0.0	-	0	6	40	6.7	23	0
11/3	@ Buffalo	0	0	0.0	-	0	1	-4	-4.0	-4	0	1	2	2.0	2	0	4	7	1.8	8	0
11/17	@ Denver	0	0	0.0	-	0	0	0	0.0	-	0	1	1	1.0	1	0	5	52	10.4	25	0
11/24	SAN DIEGO	0	0	0.0	-	0	1	-1	-1.0	-1	0	0	0	0.0	-	0	2	-3	-1.5	-1	0
12/1	DENVER	0	0	0.0	-	0	1	0	0.0	-	0	0	0	0.0	-	0	4	46	11.5	26	0
12/8	@ Washington	0	0	0.0	-	0	0	0	0.0	-	0	0	0	0.0	-	0	2	7	3.5	4	0
12/15	@ Oakland	1	5	5.0	5	0	Inactive- Foot					0	0	0.0	-	0	4	17	4.3	11	0
12/22	INDIANAPOLIS	0	0	0.0	-	0	0	0	0.0	-	0	0	0	0.0	-	0	6	47	7.8	22	0
12/29	@ San Diego	1	1	1.0	1	0	0	0	0.0	-	0	0	0	0.0	-	0	Inactive				
<b>TOTALS</b>		<b>2</b>	<b>6</b>	<b>3.0</b>	<b>5</b>	<b>0</b>	<b>8</b>	<b>5</b>	<b>0.6</b>	<b>5</b>	<b>0</b>	<b>2</b>	<b>3</b>	<b>1.5</b>	<b>2</b>	<b>0</b>	<b>76</b>	<b>431</b>	<b>5.7</b>	<b>26</b>	<b>1</b>
1/4/14	@ Indianapolis	0	0	0.0	-	0	1	3	3.0	3	0	0	0	0.0	-	0	8	57	7.1	16	0

# 2013 INDIVIDUAL GAME-BY-GAME RECEIVING STATS

## RECEIVING

		AVERY					BOWE					BROCK					CHARLES					DAVIS					FASANO				
Date	Opponent	No.	Yds.	Avg.	LG	TD	No.	Yds.	Avg.	LG	TD	No.	Yds.	Avg.	LG	TD	No.	Yds.	Avg.	LG	TD	No.	Yds.	Avg.	LG	TD	No.	Yds.	Avg.	LG	TD
9/8	@ Jacksonville	2	11	5.5	6	1	4	30	7.5	15	0	Not on Roster					3	23	7.7	15	0	1	5	5.0	5	0	2	8	4.0	4	0
9/15	DALLAS	2	38	19.0	31	0	4	56	14.0	27	1	Not on Roster					8	48	6.0	18	1	0	0	0.0	-	0	2	26	13.0	14	0
9/19	@ Philadelphia	7	141	20.1	51	0	1	4	4.0	4	0	0	0	0.0	0	0	7	80	11.4	21	0	0	0	0.0	-	0	Inactive/Ankle/Knee				
9/29	NY GIANTS	2	23	11.5	14	0	4	58	14.5	34t	1	2	27	13.5	25	1	5	62	12.4	31	1	0	0	0.0	-	0	Inactive/Ankle/Knee				
10/6	@ Tennessee	3	91	30.3	44	0	4	35	8.8	17	0	2	0	0.0	-	0	5	37	7.4	11	0	0	0	0.0	-	0	Inactive/Ankle/Knee				
10/13	OAKLAND	2	6	3.0	4	0	3	46	15.3	18	0	1	9	9.0	9	0	5	50	10.0	24	0	1	-1	-1.0	-1	0	Inactive/Ankle/Knee				
10/20	HOUSTON	3	33	11.0	17	0	5	66	13.2	21	0	Inactive					3	37	12.3	21	0	0	0	0.0	-	0	4	27	6.8	11	0
10/27	CLEVELAND	3	31	10.3	18	0	1	7	7.0	7	0	Inactive					5	46	9.2	24	0	1	12	12.0	12	0	2	14	7.0	8	0
11/3	@ Buffalo	3	22	7.3	9	0	7	67	9.6	12	0	Not on Roster					6	6	1.0	6	0	0	0	0.0	-	0	1	20	20.0	20	0
11/17	@ Denver	1	20	20.0	20	0	4	57	14.3	26	1	2	-6	-3.0	-1	0	1	11	11.0	11	0	1	11	11.0	11	0	4	37	9.3	12	1
11/24	SAN DIEGO	4	91	22.8	36	1	5	51	10.2	22	1	Not on Roster					4	42	10.5	19	0	0	0	0.0	-	0	4	21	5.3	16	1
12/1	DENVER	2	17	8.5	16	0	3	56	18.7	24	0	Not on Roster					2	27	13.5	16	0	2	18	9.0	13	0	3	28	9.3	12t	1
12/8	@ Washington	1	7	7.0	7	0	4	70	17.3	22	1	Not on Roster					8	4	4.0	5t	1	1	17	17.0	17	0	Inactive/Concussion/Knee				
12/15	@ Oakland	2	33	16.5	23	0	3	24	8.0	11	0	Not on Roster					8	195	24.4	71t	4	2	8	4.0	10	0	Inactive- Concussion/Knee				
12/22	INDIANAPOLIS	3	32	10.7	15	0	5	46	9.2	16	0	Not on Roster					5	38	7.6	15	0	0	0	0.0	-	0	1	19	19.0	19	0
12/29	@ San Diego	0	0	0.0	-	0	Inactive					Not on Roster					Inactive					2	5	2.5	6	0	Did Not Play				
<b>TOTALS</b>		<b>40</b>	<b>596</b>	<b>14.9</b>	<b>51</b>	<b>2</b>	<b>57</b>	<b>673</b>	<b>11.8</b>	<b>34t</b>	<b>5</b>	<b>5</b>	<b>36</b>	<b>7.2</b>	<b>25</b>	<b>0</b>	<b>70</b>	<b>693</b>	<b>9.9</b>	<b>71t</b>	<b>7</b>	<b>11</b>	<b>75</b>	<b>6.8</b>	<b>17</b>	<b>0</b>	<b>23</b>	<b>200</b>	<b>8.7</b>	<b>20</b>	<b>3</b>
1/4/14	@ Indianapolis	1	79	79.0	79t	1	8	150	18.8	63	1	Not on Roster					0	0	0.0	-	0	7	33	4.7	13	1	2	6	3.0	5	0

## RECEIVING

		GORDON					GRAY					HALL					HEMINGWAY					JENKINS					MCCLUSTER				
Date	Opponent	No.	Yds.	Avg.	LG	TD	No.	Yds.	Avg.	LG	TD	No.	Yds.	Avg.	LG	TD	No.	Yds.	Avg.	LG	TD	No.	Yds.	Avg.	LG	TD	No.	Yds.	Avg.	LG	TD
9/8	@ Jacksonville	Not on Roster					1	6	6.0	6	0	Inactive					1	3	3.0	3t	1	0	0	0.0	-	0	3	43	14.3	21	0
9/15	DALLAS	Not on Roster					0	0	0.0	-	0	Inactive					1	10	10.0	10	0	0	0	0.0	-	0	2	14	7.0	9	0
9/19	@ Philadelphia	Not on Roster					0	0	0.0	-	0	0	0	0.0	-	0	0	0	0.0	-	0	1	6	6.0	6	0	1	1	1.0	1	0
9/29	NY GIANTS	Not on Roster					0	0	0.0	-	0	0	0	0.0	-	0	0	0	0.0	-	0	0	0	0.0	-	0	5	48	9.6	17	0
10/6	@ Tennessee	Not on Roster					0	0	0.0	-	0	1	9	9.0	9	0	1	6	6.0	6	0	0	0	0.0	-	0	0	0	0.0	-	0
10/13	OAKLAND	Not on Roster					0	0	0.0	-	0	0	0	0.0	-	0	1	8	8.0	8	0	0	0	0.0	-	0	1	10	10.0	10	0
10/20	HOUSTON	Not on Roster					0	0	0.0	-	0	0	0	0.0	-	0	0	0	0.0	-	0	0	0	0.0	-	0	4	70	17.5	43	0
10/27	CLEVELAND	Not on Roster					0	0	0.0	-	0	0	0	0.0	-	0	0	0	0.0	-	0	0	0	0.0	-	0	7	67	9.6	28t	1
11/3	@ Buffalo	Not on Roster					0	0	0.0	-	0	0	0	0.0	-	0	0	0	0.0	-	0	0	0	0.0	-	0	2	9	4.5	7	0
11/17	@ Denver	Not on Roster					0	0	0.0	-	0	Not on Roster					0	0	0.0	-	0	0	0	0.0	-	0	5	53	10.6	18	0
11/24	SAN DIEGO	Not on Roster					0	0	0.0	-	0	Did Not Play					0	0	0.0	-	0	1	22	22.0	22	0	7	59	8.4	17	0
12/1	DENVER	Not on Roster					1	8	8.0	8	0	0	0	0.0	-	0	3	42	14.0	17t	1	3	35	11.7	26	0	5	43	8.6	28	0
12/8	@ Washington	Not on Roster					0	0	0.0	-	0	Not on Roster					1	11	11.0	11	0	0	0	0.0	-	0	4	21	5.5	10	0
12/15	@ Oakland	Not on Roster					1	18	18.0	18	0	1	11	11.0	11	0	0	0	0.0	-	0	0	0	0.0	-	0	Inactive- Foot				
12/22	INDIANAPOLIS	0	0	0.0	-	0	1	7	7.0	7	0	Not on Roster					0	0	0.0	-	0	0	0	0.0	-	0	1	11	11.0	11	0
12/29	@ San Diego	1	3	3.0	3	0	3	7	2.3	6	0	Not on Roster					5	45	9.0	24	0	3	67	22.3	48	0	6	62	10.3	28	1
<b>TOTALS</b>		<b>1</b>	<b>3</b>	<b>3.0</b>	<b>3</b>	<b>0</b>	<b>7</b>	<b>46</b>	<b>6.6</b>	<b>18</b>	<b>0</b>	<b>2</b>	<b>20</b>	<b>10.0</b>	<b>11</b>	<b>0</b>	<b>13</b>	<b>125</b>	<b>9.6</b>	<b>24</b>	<b>2</b>	<b>8</b>	<b>130</b>	<b>16.3</b>	<b>48</b>	<b>0</b>	<b>53</b>	<b>511</b>	<b>9.6</b>	<b>43</b>	<b>2</b>
1/4/14	@ Indianapolis	Inactive					0	0	0.0	-	0	Not on Roster					2	30	15.0	17	0	1	27	27.0	27	0	7	52	7.4	19	0

## 2013 INDIVIDUAL GAME-BY-GAME RECEIVING STATS

RECEIVING		MCGRATH					SHERMAN				
Date	Opponent	No.	Yds.	Avg.	LG	TD	No.	Yds.	Avg.	LG	TD
9/8	@ Jacksonville	0	0	0.0	-	0	4	44	11.0	26	0
9/15	DALLAS	2	31	15.5	22	0	0	0	0.0	-	0
9/19	@ Philadelphia	4	31	7.8	9	0	1	10	10.0	10	0
9/29	NY GIANTS	5	64	12.8	23	1	1	6	6.0	6	0
10/6	@ Tennessee	4	54	13.5	25	0	2	13	6.5	8	0
10/13	OAKLAND	0	0	0.0	-	0	0	0	0.0	-	0
10/20	HOUSTON	1	1	1.0	1	0	2	10	5.0	9	0
10/27	CLEVELAND	2	25	12.5	22	0	3	23	7.7	12t	1
11/3	@ Buffalo	0	0	0.0	-	0	0	0	0.0	-	0
11/17	@ Denver	2	40	20.0	21	0	2	18	9.0	16	0
11/24	SAN DIEGO	0	0	0.0	-	0	1	8	8.0	8	0
12/1	DENVER	1	11	11.0	11	0	1	8	8.0	8	0
12/8	@ Washington	2	20	10.0	11	0	0	0	0.0	-	0
12/15	@ Oakland	2	14	7.0	8	1	1	15	15.0	15	0
12/22	INDIANAPOLIS	0	0	0.0	-	0	0	0	0.0	-	0
12/29	@ San Diego	1	11	11.0	11	0	0	0	0.0	-	0
<b>TOTALS</b>		<b>26</b>	<b>302</b>	<b>11.6</b>	<b>25</b>	<b>2</b>	<b>18</b>	<b>155</b>	<b>8.6</b>	<b>26</b>	<b>1</b>
1/4/14	@ Indianapolis	0	0	0.0	-	0	2	1	0.5	5t	1

# 2013 CHIEFS WEEK-BY-WEEK NFL RANKINGS



Date	Opponent	OFFENSE				DEFENSE			
		Total	Rush	Pass	*Points Scored	Total	Rush	Pass	*Points Scored
9/8	@ Jacksonville	T-22	T-7	26	T-8	1	12	1	1
9/15	DALLAS	26	8	26	T-16	4	2	8	2
9/19	@ Philadelphia	21	11	27	T-12	T-8	25	5	T-2
9/29	NY GIANTS	17	13	22	11	7	24	2	1
10/6	@ Tennessee	17	12	20	11	7	21	4	1
10/13	OAKLAND	25	12	26	9	5	23	3	1
10/20	HOUSTON	19	12	26	T-12	5	20	3	1
10/27	CLEVELAND	16	11	24	T-13	5	11	4	1
11/3	@ Buffalo	25	14	29	16	8	24	3	1
11/10	BYE	24	12	27	14	10	24	6	1
11/17	@ Denver	24	11	26	16	12	T-20	9	2
11/24	SAN DIEGO	21	13	26	12	16	20	T-15	T-2
12/1	DENVER	T-16	11	24	9	21	21	21	4
12/8	@ Washington	17	8	24	T-7	20	16	19	4
12/15	@ Oakland	17	11	23	3	22	18	20	4
12/22	INDIANAPOLIS	20	9	23	6	23	21	T-23	4
12/29	@ San Diego	21	10	T-24	T-6	24	22	T-25	T-5

## 2013 CHIEFS REGULAR SEASON RECORD WHEN...

At Home:	5-3	Producing individual 100-yard rusher:	2-2
On the Road:	6-2	Allowing individual 100-yard rusher:	2-2
In September:	4-0	Producing individual 300-yard passer:	0-0
In October:	4-0	Allowing individual 300-yard passer:	0-3
In November:	1-2	Producing individual 100-yard receiver:	2-0
In December/January:	2-3	Allowing individual 100-yard receiver:	3-3
Scoring first:	7-3	**Producing an ind. 100.0-rating passer:	3-1
Opponent score first:	4-2	**Allowing an ind. 100.0-rating passer:	2-3
Leading at halftime:	8-3		
Trailing at halftime:	2-2	Team scores 21 points or more:	9-3
Tied at halftime:	1-0	Team scores fewer than 21 points:	2-2
Leading after three quarters:	10-2	Opponent scores 21 points or more:	1-5
Trailing after three quarters:	0-3	Opponent scores fewer than 21 points:	10-0
Tied after three quarters:	1-0		
Positive turnover ratio:	9-2	Outdoors:	11-5
Negative turnover ratio:	1-2	Indoors:	0-0
Turnover ratio +2 or more:	6-0	Day games:	10-4
Turnover ratio +1:	8-2	Night games:	1-1
Turnover ratio even:	1-1	Natural grass:	10-5
Turnover ratio -1:	1-0	Artificial surface:	1-0
Turnover ratio -2 or more:	0-2		
		*Vs. teams with winning record at time:	2-4
		*Vs. teams with losing record at time:	7-1
		*Vs. teams with .500 record at time:	1-0

*\*\*Need minimum of 20 attempts to qualify*

*\*Reflects opponents' record at time of game*

# 2013 GAME SUMMARIES



## GAME 1

### Chiefs 28, Jaguars 2

September 8, 2013 • EverBank Field • 59,416



KANSAS CITY.....	14	7	0	7	—	28
JACKSONVILLE.....	2	0	0	0	—	2

JAC — Safety, J. Thomas blocked punt out of endzone  
 KC — Succop, 23-yard field goal (4-7, 1:16)  
 KC — Avery, 5-yard pass from Smith (Succop kick) (3-24, 1:20)  
 KC — Hemingway, 3-yard pass from Smith (Succop kick) (2-21, 0:33)  
 KC — Charles, 2-yard run (Succop kick) (8-57, 4:42)  
 KC — Hali, 10-yard interception return (Succop kick)

Team Statistics	Jaguars	Chiefs
First Downs.....	12	17
Total Net Yards.....	178	291
Rushes/Net Yards.....	23/71	28/120
Net Passing.....	107	173
Pass Attempts/Completions.....	41/19	34/21
Had Intercepted.....	2	0
Times Sacked/Yards.....	6.0/50.0	1.0/2.0
Punts/Average.....	11/50.5	10/36.3
Penalties/Yards.....	5/30	3/20
Fumbles/Lost.....	0/0	1/0
Possession Time.....	28:30	31:30

### RUSHING

KC — Charles 1-77, TD; Smith 4-25; Davis 4-12; Gray 2-8; Daniel 2-(-2).  
 JAC — Jones-Drew 15-45; Gabbert 4-16; Forsett 1-7; Todman 1-2; Robinson 2-1.

### RECEIVING

KC — Sherman 4-44; Bowe 4-30; McCluster 3-43; Charles 3-23; Avery 2-11, TD; Fasano 2-8; Gray 2-6; Davis 1-5; Hemingway 1-3, TD.  
 JAC — Forsett 4-22; Shorts 3-20; Reisner 3-31; Todman 3-20; Sanders 3-14; Brown 1-14; Ta'ufou'u 1-11; Harbor 1-5.

### PASSING

KC — Smith 21-34-173, 2 TDs, 0 INTs.  
 JAC — Gabbert 16-35-121, 0 TDs, 2 INTs.  
 Henne 3-6-36, 0 TDs, 0 INTs.

### INTERCEPTIONS

KC — Flowers 1-32; Hali 1-10, TD.  
 JAC — None.

### SACKS

KC — Houston 3.0; Poe 1.5; Jackson 1.0; Berry 0.5.  
 JAC — Babin 1.0.

### FIELD GOALS

KC — None.  
 JAC — None.



## GAME 2

### Chiefs 17, Cowboys 16

September 15, 2013 • Arrowhead Stadium • 76,952



DALLAS.....	10	0	3	3	—	16
KANSAS CITY.....	7	0	7	3	—	17

KC — Charles, 2-yard pass from Smith (Succop kick) (13-77, 6:47)  
 DAL — Bailey, 51-yard field goal (6-47, 3:11)  
 DAL — Bryant 2-yard pass from Romo (Bailey kick) (6-55, 3:20)  
 DAL — Bailey 30-yard field goal (13-68, 8:06)  
 KC — Bowe, 12-yard pass from Smith (Succop kick) (10-80, 4:01)  
 KC — Succop, 40-yard field goal (4-9, 1:32)  
 DAL — Bailey, 53-yard field goal (9-45, 2:53)

Team Statistics	Cowboys	Chiefs
First Downs.....	20	19
Total Net Yards.....	318	313
Rushes/Net Yards.....	16/37	25/114
Net Passing.....	281	199
Pass Attempts/Completions.....	42/30	36/21
Had Intercepted.....	0	0
Times Sacked/Yards.....	3.0/17.0	4.0/24.0
Punts/Average.....	4/50.0	7/43.9
Penalties/Yards.....	5/27	10/45
Fumbles/Lost.....	2/2	0/0
Possession Time.....	31:47	28:13

### RUSHING

KC — Smith 8-57; Charles 16-55; Avery 1-2.  
 DAL — Murray 12-25; Dunbar 1-12; Romo 2-3; Williams 1-(-3).

### RECEIVING

KC — Charles 8-48, TD; Bowe 4-56, TD; Avery 2-38; McGrath 2-31; Fasano 2-26; McCluster 2-14; Hemingway 1-10.  
 DAL — Bryant 9-141, TD; Murray 5-49; Hanna 4-20; Austin 3-31; Williams 3-28; Witten 3-12; Escobar 1-9; Harris 1-4; Dunbar 1-4.

### PASSING

KC — Smith 21-36-223, 2 TDs, 0 INTs.  
 DAL — Romo 30-42-298, TD, 0 INTs.

### INTERCEPTIONS

KC — None.  
 DAL — None.

### SACKS

KC — Poe 2.0; Parker 1.0.  
 DAL — Ware 2.0; Carter 1.0; Hatcher 1.0.

### FIELD GOALS

KC — Succop 57B (40).  
 DAL — Bailey (51) (30) (53).





### GAME 3

#### Chiefs 26, Eagles 16

September 19, 2013 • Lincoln Financial Field • 69,144

KANSAS CITY.....	10	6	0	10	—	26
PHILADELPHIA.....	6	0	3	7	—	16

KC — Succop, 33-yard field goal (4--7, 1:50)  
 KC — Berry, 38-yard interception return (Succop kick)  
 PHI — Avant, 22-yard pass from Vick (run failed) (3-87, 1:16)  
 KC — Succop, 31-yard field goal (8-69, 3:07)  
 KC — Succop, 34-yard field goal (8-45, 3:51)  
 PHI — Henery, 29-yard field goal (10-70, 3:05)  
 KC — Charles, 3-yard run (Succop kick) (8-62, 4:45)  
 PHI — McCoy, 41-yard run (Henery kick) (5-78, 1:21)  
 KC — Succop, 38-yard field goal (15-75, 8:15)

Team Statistics	Eagles	Chiefs
First Downs.....	21	19
Total Net Yards.....	431	394
Rushes/Net Yards.....	27/264	38/146
Net Passing.....	167	248
Pass Attempts/Completions.....	30/13	35/22
Had Intercepted.....	2	0
Times Sacked/Yards.....	6.0/34.0	5.0/25/0
Punts/Average.....	4/37.0	5/43.6
Penalties/Yards.....	6/45	9/65
Fumbles/Lost.....	4/3	0/0
Possession Time.....	20:53	39:07

#### RUSHING

KC — Charles 20-92, TD; Smith 11-32; Davis 6-25; McCluster 1-(-3).  
 PHI — McCoy 20-158, TD; Vick 4-99; Brown 3-7.

#### RECEIVING

KC — Avery 7-141; Charles 7-80; McGrath 4-31; Sherman 1-10; Jenkins 1-6; Bowe 1-4; McCluster 1-1.  
 PHI — Avant 5-87, TD; Jackson 3-62; Cooper 2-29; Celek 2-18, Ertz 1-5.

#### PASSING

KC — Smith 22-35-273, 0 TDs, 0 INTs.  
 PHI — Vick 13-30-201, TD, 2 INTs.

#### INTERCEPTIONS

KC — Berry 1-38, TD; Smith 1-(-4).  
 PHI — None.

#### SACKS

KC — Houston 4.5; Hali 1.0; Johnson 0.5.  
 PHI — Barwin 1.0; Allen 1.0; Cox 1.0; Curry 1.0; Graham 1.0.

#### FIELD GOALS

KC — Succop (33) 51WR (31) (34) (38)  
 PHI — Henery (29) 48WL



### GAME 4

#### Chiefs 31, Giants 7

September 29, 2013 • Arrowhead Stadium • 73,386

NEW YORK GIANTS.....	0	7	0	0	—	7
KANSAS CITY.....	0	10	7	14	—	31

KC — McGrath, 5-yard pass from Smith (Succop kick) (11-98, 5:38)  
 NYG — Cruz, 69-yard pass from Manning (Brown kick) (2-74, 0:54)  
 KC — Succop, 51-yard field goal (5-31, 1:53)  
 KC — McCluster, 89-yard punt return (Succop kick)  
 KC — Charles, 2-yard pass from Smith (Succop kick) (14-80, 9:17)  
 KC — Bowe, 34-yard pass from Smith (Succop kick) (3-35, 1:25)

Team Statistics	Giants	Chiefs
First Downs.....	11	21
Total Net Yards.....	298	390
Rushes/Net Yards.....	21/98	28/102
Net Passing.....	200	288
Pass Attempts/Completions.....	37/18	41/24
Had Intercepted.....	1	2
Times Sacked/Yards.....	3.0/17.0	1.0/0.0
Punts/Average.....	8/49.9	5/44.6
Penalties/Yards.....	7/65	7/62
Fumbles/Lost.....	3/2	1/1
Possession Time.....	24:04	35:56

#### RUSHING

KC — Charles 18-65; Smith 7-37; Davis 1-2; Daniel 2-(-2).  
 NYG — Wilson 13-55; Scott 5-26; Manning 2-12; Jacobs 1-5.

#### RECEIVING

KC — McGrath 5-64, TD; Charles 5-62; TD; McCluster 5-48; Bowe 4-58, TD; Brock 2-27; Avery 2-23; Sherman 1-6.  
 NYG — Cruz 10-164, TD; Nick 3-33; Wilson 2-8; Randle 1-7; Jacobs 1-5; Scott 1-0.

#### PASSING

KC — Smith 24-41-288, 3 TDs, 2 INTs.  
 NYG — Manning 18-37-217, TD, INT.

#### INTERCEPTIONS

KC — Demps 1-17.  
 NYG — Rolle 1-0; Amukamara 1-(-4).

#### SACKS

KC — Hali 2.0; Bailey 1.0.  
 NYG — Paysinger 1.0.

#### FIELD GOALS

KC — Succop (51).  
 NYG — Brown 44 WL.

## GAME 5

### Chiefs 26, Titans 17

October 6, 2013 • LP Field • 69,143



KANSAS CITY .....	7	6	0	13	—	26
TENNESSEE .....	0	0	10	7	—	17

- KC — Cooper, fumble recovery in end zone (Succop kick)  
 KC — Succop, 29-yard field goal (5-53, 1:56)  
 KC — Succop, 24-yard field goal (10-94, 4:00)  
 TEN — Johnson, 49-yard pass from Fitzpatrick (Bironas kick) (5-82, 2:51)  
 TEN — Bironas, 22-yard field goal (9-56, 4:25)  
 TEN — Fitzpatrick, 9-yard run (Bironas kick) (9-42, 4:54)  
 KC — Charles, 1-yard run (Succop kick) (10-66, 5:05)  
 KC — Succop, 33-yard field goal (5-18, 2:04)  
 KC — Succop, 48-yard field goal (4-3, 0:27)

Team Statistics	Titans	Chiefs
First Downs .....	19	20
Total Net Yards .....	339	35
Rushes/Net Yards .....	22/105	26/120
Net Passing .....	234	233
Pass Attempts/Completions .....	39/20	41/21
Had Intercepted .....	1	2
Times Sacked/Yards .....	3.0/13.0	2.0/12.0
Punts/Average .....	6/45.3	6/37.5
Penalties/Yards .....	9/61	6/35
Fumbles/Lost .....	2/1	1/1
Possession Time .....	28:43	31:17

#### RUSHING

- KC — Charles 22-108, TD; Smith 3-10; Davis 1-2.  
 TEN — Fitzpatrick 6-50, TD; Battle 6-38; Johnson 10-17.

#### RECEIVING

- KC — Charles 5-37; McGrath 5-54; Bowe 4-35; Avery 3-91; Sherman 2-13; Hall 1-9; Hemingway 1-6.  
 TEN — Wright 6-74; Johnson 4-63, TD; Walker 4-43; Washington 3-30/ Battle 1-24; Britt 1-9; Williams 1-4; Fitzpatrick 1-0.

#### PASSING

- KC — Smith 20-39-245, 0 TDs, INT.  
 TEN — Fitzpatrick 21-41-247, TD, 2 INTs.

#### INTERCEPTIONS

- KC — Demps 1-35; Cooper 1-0.  
 TEN — Pollard 1-4.

#### SACKS

- KC — Poe 1.0; Houston 1.0; Hali 1.0.  
 TEN — Johnson 1.0; Pitlotua 1.0.

#### FIELD GOALS

- KC — Succop (29) (24) (33) (48).  
 TEN — Bironas (22) 32 WR.

## GAME 6

### Chiefs 24, Raiders 7

October 13, 2013 • Arrowhead Stadium • 76,394



OAKLAND .....	0	7	0	0	—	7
KANSAS CITY .....	0	7	7	10	—	24

- OAK — Moore, 39-yard pass from Pryor (Janikowski kick) (6-78, 3:16)  
 KC — Charles, 7-yard run (Succop kick) (5-55, 1:03)  
 KC — Charles, 2-yard run (Succop kick) (4-23, 1:56)  
 KC — Succop, 33-yard field goal (6-14, 2:00)  
 KC — Abdullah, 44-yard interception return (Succop kick)

Team Statistics	Raiders	Chiefs
First Downs .....	16	21
Total Net Yards .....	274	216
Rushes/Net Yards .....	27/125	27/111
Net Passing .....	149	105
Pass Attempts/Completions .....	34/18	31/14
Had Intercepted .....	3	0
Times Sacked/Yards .....	9.0/63.0	3.0/23.0
Punts/Average .....	8/51.8	8/49.0
Penalties/Yards .....	11/68	4/20
Fumbles/Lost .....	0/0	3/1
Possession Time .....	34:00	26:00

#### RUSHING

- KC — Charles 22-78, 2 TDs; Smith 4-29; McCluster 1-4.  
 OAK — Pryor 7-56/ McFadden 16-52; Jennings 4-12; Ford 1-1.

#### RECEIVING

- KC — Charles 5-50; Bowe 3-46; Avery 2-6; McCluster 1-10; Brock 1-9; Hemingway 1-8; Davis 1-(-1).  
 OAK — Moore 5-82, TD; Streater 3-46; McFadden 3-31; Rivera 2-10; Mastrud 1-13; Ford 1-11; Reece 1-9; Jennings 1-9; Butler 1-5.

#### PASSING

- KC — Smith 14-31-128, 0 TDs, 0 INTs.  
 OAK — Pryor 18-34-216, TD, 3 INTs.

#### INTERCEPTIONS

- KC — Abdullah 1-44, TD; Cooper 1-12; Demps 1-9.  
 OAK — None.

#### SACKS

- KC — Hali 2.5; Johnson 2.0; Berry 1.0; Houston 1.0; Jackson 1.0; Catapano 1.0; Abdullah 0.5.  
 OAK — Roach 1.0; Moore 1.0; Walker 1.0.

#### FIELD GOALS

- KC — Succop (33).  
 OAK — Janikowski 51SH.



## GAME 7

### Chiefs 17, Texans 16

October 20, 2013 • Arrowhead Stadium • 74,118

HOUSTON .....	3	7	6	0	—	16
KANSAS CITY .....	7	7	3	0	—	17

HOU — Bullock, 48-yard field goal (10-27, 4:55)  
 KC — Charles, 1-yard run (Succop kick) (11-82, 5:29)  
 HOU — Hopkins 29-yard pass from Keenum (Bullock kick) (5-81, 2:49)  
 KC — Smith, 5-yard run (Succop kick) (15-97, 6:35)  
 HOU — Bullock, 21-yard field goal (5-25, 2:07)  
 KC — Succop, 22-yard field goal (7-42, 3:17)  
 HOU — Bullock, 47-yard field goal (5-51, 1:46)

Team Statistics	Texans	Chiefs
First Downs .....	14	20
Total Net Yards .....	294	357
Rushes/Net Yards .....	24/73	32/126
Net Passing .....	221	231
Pass Attempts/Completions .....	25/15	34/23
Had Intercepted .....	0	1
Times Sacked/Yards .....	5.0/50.0	2.0/9.0
Punts/Average .....	5/49.8	4/43.5
Penalties/Yards .....	4/40	5/24
Fumbles/Lost .....	2/1	1/1
Possession Time .....	27:48	32:12

#### RUSHING

KC — Charles 21-86, TD; Smith 6-28, TD;  
 Davis 2-5; McCluster 2-4; Gray 1-3.  
 HOU — Tate 15-50; Foster 4-11; Keenum 3-10;  
 Jones 2-2.

#### RECEIVING

KC — Bowe 5-66; McCluster 4-70; Fasano 4-27;  
 Charles 3-37; Avery 3-33; Sherman 2-10;  
 McGrath 1-1; Smith 1-(-4).  
 HOU — Johnson 4-89; Hopkins 3-76, TD;  
 Graham 3-38; Jean 2-21; Tate 2-5;  
 Posey 1-42.

#### PASSING

KC — Smith 23-34-240, 0 TDs, INT.  
 HOU — Keenum 15-25-271, TD, 0 INTs.

#### INTERCEPTIONS

KC — None.  
 HOU — Keo 1-4.

#### SACKS

KC — Hali 2.5; Flowers 1.0; Johnson 1.0;  
 Houston 0.5.  
 HOU — Mitchell 1.0; Watt 1.0.

#### FIELD GOALS

KC — Succop (22).  
 HOU — Bullock (48) (21) (47).



## GAME 8

### Chiefs 23, Browns 17

October 27, 2013 • Arrowhead Stadium • 74,307

CLEVELAND .....	0	10	7	0	—	17
KANSAS CITY .....	6	14	0	3	—	23

KC — Succop, 42-yard field goal (9-64, 3:38)  
 KC — Succop, 35-yard field goal (11-47, 5:04)  
 KC — Sherman, 12-yard pass from Smith (Succop kick) (14-82, 7:34)  
 CLE — Gordon, 39-yard pass from Campbell (Cundiff kik) (2-58, 0:52)  
 KC — McCluster, 28-yard pass from Smith (Succop kick) (6-75, 1:33)  
 CLE — Cundiff, 44-yard field goal (7-54, 1:01)  
 CLE — Whittaker, 17-yard pass from Campbell (Cundiff kick) (9-80, 5:02)  
 KC — Succop, 40-yard field goal (4-9, 1:44)

Team Statistics	Browns	Chiefs
First Downs .....	13	20
Total Net Yards .....	340	331
Rushes/Net Yards .....	15/57	29/136
Net Passing .....	283	195
Pass Attempts/Completions .....	36/22	36/24
Had Intercepted .....	0	0
Times Sacked/Yards .....	1.0/10.0	6.0/30.0
Punts/Average .....	6/46.7	5/48.0
Penalties/Yards .....	9/70	5/31
Fumbles/Lost .....	1/1	1/0
Possession Time .....	23:55	36:05

#### RUSHING

KC — Charles 18-74; Smith 6-40; Davis 3-13;  
 McCluster 1-5; Avery 1-4.  
 CLE — McGahee 9-28; Campbell 3-17;  
 Ogbonnaya 3-12.

#### RECEIVING

KC — McCluster 7-67, TD; Charles 5-46;  
 Avery 3-31; Sherman 3-23; McGrath 2-25;  
 Fasano 2-14; Davis 1-12; Bowe 1-7.  
 CLE — Gordon 5-132, TD; Cameron 4-81;  
 Bess 3-27; Ogbonnaya 3-15;  
 Whittaker 2-22, TD; McGahee 2-0; Little 1-8;  
 Gray 1-5; Barnidge 1-3.

#### PASSING

KC — Smith 24-36-225, 2 TDs, 0 INTs.  
 CLE — Campbell 22-36-293, 2 TDs, 0 INTs.

#### INTERCEPTIONS

KC — None.  
 CLE — None.

#### SACKS

KC — Houston 1.0.  
 CLE — Jackson 1.0; Ward 1.0; Mingo 1.0;  
 Taylor 1.0; Kruger 1.0; Robertson 1.0.

#### FIELD GOALS

KC — Succop (42) (35) 52WL (40).  
 CLE — Cundiff (44).



## GAME 9

### Chiefs 23, Bills 13

November 3, 2013 • Ralph Wilson Stadium • 76,502



KANSAS CITY.....	0	3	10	10	—	23
BUFFALO.....	7	3	3	0	—	13

BUF — Goodwin, 59-yard pass from Tuel  
(Carpenter kick) (6-88, 2:10)  
KC — Succop, 27-yard field goal (10-32, 4:19)  
BUF — Carpenter, 26-yard field goal (14-71, 5:43)  
KC — Smith, 100-yard interception return  
(Succop kick)  
KC — Succop, 41-yard field goal (7-42, 2:46)  
BUF — Carpenter, 30-yard field goal (12-68, 3:37)  
KC — Hall, 11-yard fumble return (Succop kick)  
KC — Succop, 39-yard field goal (7-32, 4:16)

Team Statistics	Bills	Chiefs
First Downs.....	25	15
Total Net Yards.....	470	210
Rushes/Net Yards.....	23/95	38/241
Net Passing.....	229	115
Pass Attempts/Completions.....	39/18	29/19
Had Intercepted.....	2	0
Times Sacked/Yards.....	0.0/0.0	2.0/9.0
Punts/Average.....	3/36.0	6/52.8
Penalties/Yards.....	6/48	5/38
Fumbles/Lost.....	1/1	1/0
Possession Time.....	30:14	29:46

#### RUSHING

KC — Charles 17-90; Smith 4-7; Sherman 1-2;  
McCluster 1-(-4).

BUF — Spiller 12-116; Jackson 16-77; Choice 5-17;  
Tuel 3-17; Johnson 1-10; Summers 1-4.

#### RECEIVING

KC — Bowe 7-67; Charles 6-6; Avery 3-22;  
McCluster 2-9; Fasano 1-20.

BUF — Johnson 5-36; Woods 4-44;  
Chandler 3-26; Goodwin 2-64, TD;  
Spiller 2-39; Jackson 1-22; Graham 1-(-2).

#### PASSING

KC — Smith 19-29-12, 0 TDs, 0 INTs.

BUF — Tuel 18-39-229, TD, 2 INTs.

#### INTERCEPTIONS

KC — Smith 1-100, TD; Lewis 1-1.

BUF — None.

#### SACKS

KC — None.

BUF — Hughes 1.0; Alonso 1.0.

#### FIELD GOALS

KC — Succop (27) (41) (39).

BUF — Carpenter (26) (30).



## GAME 10

### Broncos 27, Chiefs 17

November 17, 2013 • Sports Authority Field at Mile High • 77,076



KANSAS CITY.....	0	10	0	7	—	17
DENVER.....	10	7	7	3	—	27

DEN — Prater, 54-yard field goal (7-17, 1:31)  
DEN — Thomas, 9-yard pass from Manning  
(Prater kick) (5-84, 2:25)  
KC — Bowe, 6-yard pass from Smith  
(Succop kick) (11-80, 4:40)  
DEN — Ball, 1-yard run (Prater kick) (10-79, 4:18)  
KC — Succop, 20-yard field goal (12-79, 6:10)  
DEN — Ball, 8-yard run (Prater kick) (6-65, 3:02)  
DEN — Prater, 36-yard field goal (10-62, 4:42)  
KC — Fasano, 10-yard pass from Smith  
(Succop kick) (9-80, 2:10)

Team Statistics	Broncos	Chiefs
First Downs.....	24	24
Total Net Yards.....	427	344
Rushes/Net Yards.....	36/104	25/144
Net Passing.....	323	200
Pass Attempts/Completions.....	40/24	45/21
Had Intercepted.....	0	0
Times Sacked/Yards.....	0.0/0.0	3.0/30.0
Punts/Average.....	6/45.8	7/51.1
Penalties/Yards.....	13/82	9/53
Fumbles/Lost.....	1/1	2/1
Possession Time.....	29:53	30:07

#### RUSHING

KC — Charles 16-78; Smith 5-52; Davis 3-13;  
Sherman 1-1.

DEN — Moreno 27-79; Ball 8-25, 2 TDs;  
Manning 1-0.

#### RECEIVING

KC — McCluster 5-53; Bowe 4-57, TD;  
Fasano 4-37, TD; McGrath 2-40;  
Sherman 2-18; Charles 2-(-6); Avery 1-20;  
Davis 1-11.

DEN — Welker 8-72; D. Thomas 5-121; Decker 5-71;  
J. Thomas 3-43, TD; Ball 3-16.

#### PASSING

KC — Smith 21-45-230, 2 TDs, 0 INTs.

DEN — Manning 24-40-323, TD, 0 INTs.

#### INTERCEPTIONS

KC — None.

DEN — None.

#### SACKS

KC — None.

DEN — Phillips 1.5; Wolfe 1.0; Jackson 0.5.

#### FIELD GOALS

KC — Succop (20).

DEN — Prater (54) 52WL (36).



# **GAME 11** **Chargers 41, Chiefs 38**

November 24, 2013 • Arrowhead Stadium • 75,259



**SAN DIEGO** .....3    7 14 17 — 41  
**KANSAS CITY** .....7    7 14 10 — 38

SD — Novak, 30-yard field goal (7-43, 3:18)  
 KC — Avery, 32-yard pass from Smith (Succop kick) (8-74, 4:34)  
 KC — Charles, 7-yard run (Succop kick) (3-46, 1:26)  
 SD — Woodhead, 11-yard pass from Rivers (Novak kick) (11-80, 2:47)  
 SD — Mathews, 1-yard run (Novak kick) (6-72, 2:43)  
 KC — Charles, 1-yard run (Succop kick) (7-85, 3:17)  
 SD — Woodhead, 3-yard run (Novak kick) (2-1, 0:42)  
 KC — Fasano, 4-yard pass from Smith (Succop kick) (7-64, 3:15)  
 SD — Novak, 30-yard field goal (10-59, 4:41)  
 KC — Succop, 25-yard field goal (6-57, 2:59)  
 SD — Green, 60-yard pass from Rivers (Novak kick) (3-68, 1:42)  
 KC — Bowe, 5-yard pass from Smith (Succop kick) (6-55, 2:29)  
 SD — Ajirotutu, 26-yard pass from Rivers (Novak kick) (7-78, 0:58)

Team Statistics	Chargers	Chiefs
First Downs.....	24	26
Total Net Yards.....	491	395
Rushes/Net Yards.....	27/104	18/114
Net Passing.....	387	281
Pass Attempts/Completions.....	39/27	38/26
Had Intercepted.....	0	1
Times Sacked/Yards.....	1.0/5.0	3.0/13.0
Punts/Average.....	5/40.0	4/44.5
Penalties/Yards.....	9/97	7/62
Fumbles/Lost.....	1/0	1/1
Possession Time.....	30:57	29:03

**RUSHING**  
 KC — Charles 14-115, 2 TDs; Davis 1-3; McCluster 1-(-1); Smith 2-(-3).  
 SD — Mathews 14-55, TD; Woodhead 6-25, TD; Brown 6-23; Rivers 1-1.  
**RECEIVING**  
 KC — McCluster 7-59; Bowe 5-51, TD; Avery 4-91, TD; Charles 4-42; Fasano 4-21, TD; Jenkins 1-22; Sherman 1-8.  
 SD — Allen 9-124; Royal 4-87; Woodhead 4-45, TD; Green 3-80, TD; Gates 3-21; Mathews 2-10; Ajirotutu 1-26, TD; Brown 1-(-1).  
**PASSING**  
 KC — Smith 26-38-294, 3 TDs, 1 INT.  
 SD — Rivers 27-39-392, 3 TDs, 0 INTs.  
**INTERCEPTIONS**  
 KC — None.  
 SD — Gilchrist 1-17.  
**SACKS**  
 KC — Berry 1.0.  
 SD — Liuget 1.0; Keiser 1.0; Reyes 1.0.  
**FIELD GOALS**  
 KC — Succop (25).  
 SD — Novak (30) (30).



# **GAME 12** **Broncos 35, Chiefs 28**

December 1, 2013 • Arrowhead Stadium • 77,065



**DENVER** .....0    14 14 7 — 35  
**KANSAS CITY** .....7    14 0 7 — 28

KC — Hemingway, 17-yard pass from Smith (Succop kick) (7-83, 4:10)  
 DEN — Decker, 41-yard pass from Manning (Prater kick) (6-79, 2:48)  
 KC — Davis, 108-yard kickoff return (Succop kick) (0-0, 0:13)  
 KC — Fasano, 12-yard pass from Smith (Succop kick) (5-22, 2:12)  
 DEN — Moreno, 3-yard pass from Manning (Prater kick) (9-70, 3:18)  
 DEN — Decker, 37-yard pass from Manning (Prater kick) (7-80, 3:09)  
 DEN — Decker, 15-yard pass from Manning (Prater kick) (5-92, 2:08)  
 DEN — Decker, 1-yard pass from Manning (Prater kick) (10-95, 5:45)  
 KC — Charles, 1-yard run (Succop kick) (17-80, 7:44)

Team Statistics	Broncos	Chiefs
First Downs.....	25	27
Total Net Yards.....	535	452
Rushes/Net Yards.....	31/132	25/159
Net Passing.....	403	293
Pass Attempts/Completions.....	35/22	42/26
Had Intercepted.....	2	1
Times Sacked/Yards.....	0.0/0.0	0.0/0.0
Punts/Average.....	3/44.0	5/45.8
Penalties/Yards.....	10/75	9/102
Fumbles/Lost.....	0/0	1/0
Possession Time.....	28:04	31:56

**RUSHING**  
 KC — Charles 19-93, TD; Smith 4-46; Davis 1-20; McCluster 1-0.  
 DEN — Ball 13-117; Moreno 15-18; Manning 3-(-3).  
**RECEIVING**  
 KC — McCluster 5-43; Bowe 3-56; Hemingway 3-42, TD; Jenkins 3-35; Fasano 3-28, TD; Charles 2-27; Davis 2-18; Avery 2-17; McGrath 1-11; Sherman 1-8; Gray 1-8.  
 DEN — Decker 8-174, 4 TDs; Moreno 4-72, TD; Thomas 3-106; Welker 3-38; Ball 1-4; Caldwell 1-4; Tamme 1-3; Green 1-2.  
**PASSING**  
 KC — Smith 26-42-293, 2 TDs, INT.  
 DEN — Manning 22-35-403, 5 TDs, 2 INTs.  
**INTERCEPTIONS**  
 KC — Cooper 1-20; Demps 1-0.  
 DEN — Woodyard 1-0.  
**SACKS**  
 KC — None.  
 DEN — None.  
**FIELD GOALS**  
 KC — None.  
 DEN — None.





## GAME 13

### Chiefs 45, Redskins 10

December 8, 2013 • FedExField • 56,247



KANSAS CITY.....	17	21	0	7	—	45
WASHINGTON.....	0	10	0	0	—	10

KC — Succop, 33-yard field goal (8-52, 3:30)  
 KC — Charles, 2-yard run (Succop kick) (5-13, 2:54)  
 KC — Bowe, 22-yard pass from Smith (Succop kick) (3-25, 1:29)  
 KC — Charles, 5-yard pass from Smith (Succop kick) (5-41, 2:25)  
 KC — McCluster, 74-yard punt return (Succop kick)  
 WAS — Paulsen, 7-yard pass from Griffin (Forbath kick) (7-80, 2:42)  
 KC — Dumps, 95-yard kickoff return (Succop kick)  
 WAS — Forbath, 50-yard field goal (7-20, 0:53)  
 KC — Davis, 17-yard run (Succop kick) (6-80, 3:16)

Team Statistics	Redskins	Chiefs
First Downs.....	13	20
Total Net Yards.....	257	347
Rushes/Net Yards.....	17/65	38/192
Net Passing.....	192	154
Pass Attempts/Completions.....	42/19	23/15
Had Intercepted.....	1	1
Times Sacked/Yards.....	6.0/31.0	0.0/0.0
Punts/Average.....	8/42.3	3/37.7
Penalties/Yards.....	4/27	3/30
Fumbles/Lost.....	2/1	0/0
Possession Time.....	25:50	34:10

**RUSHING**  
 KC — Charles 19-150, TD; Davis 11-30, TD; Gray 3-8; Smith 2-7; Daniel 3-(-3).  
**WAS** — Morris 12-31; Griffin 4-29; Helu 1-5.  
**RECEIVING**  
 KC — Bowe 4-70, TD; McCluster 4-21; McGrath 2-20; Charles 2-8, TD; Davis 1-17; Hemingway 1-11; Avery 1-7.  
**WAS** — Garcon 5-37; Robinson 4-67; Paulsen 3-44, TD; Moss 3-30; Paul 1-25; Morgan 1-15; Royster 1-3; Helu 1-2.  
**PASSING**  
 KC — Smith 14-20-137, 2 TDs, 0 INTs. Daniel 1-3-17, 0 TDs, 1 INT.  
**WAS** — Griffin 12-26-164, TD, INT. Cousins 7-16-59, 0 TDs, 0 INTs.

**INTERCEPTIONS**  
 KC — Johnson 1-41.  
**WAS** — Riley 1-0.  
**SACKS**  
 KC — Hali 2.0; Jackson 2.0; Berry 1.0; Zombo 1.0.  
**WAS** — None.  
**FIELD GOALS**  
 KC — Succop (33) 34WR.  
**WAS** — Forbath (50).



## GAME 14

### Chiefs 56, Raiders 31

December 15, 2013 • O.Co Coliseum • 49,571



KANSAS CITY.....	21	14	14	7	—	56
OAKLAND.....	3	14	14	0	—	31

KC — Charles, 49-yard pass from Smith (Succop kick) (1-49, 0:22)  
 OAK — Janikowski, 34-yard field goal (8-65, 3:33)  
 KC — Charles, 39-yard pass from Smith (Succop kick) (7-668, 3:38)  
 KC — Berry, 47-yard interception return (Succop kick)  
 OAK — Jennings, 1-yard run (Janikowski kick) (11-82, 5:27)  
 KC — Charles, 1-yard run (Succop kick) (3-11, 1:21)  
 KC — Charles, 16-yard pass from Smith (Succop kick) (1-16, 0:06)  
 OAK — Jennings, 1-yard run (Janikowski kick) (8-80, 2:42)  
 OAK — Holmes, 6-yard pass from McGloin (Janikowski kick) (5-74, 2:59)  
 OAK — Rivera, 14-yard pass from McGloin (Janikowski kick) (10-86, 5:19)  
 KC — Charles, 71-yard pass from Smith (Succop kick) (3-80, 1:22)  
 KC — McGrath, 6-yard pass from Smith (Succop kick) (4-28, 2:01)  
 KC — Davis, 17-yard run (Succop kick) (4-45, 2:41)

Team Statistics	Raiders	Chiefs
First Downs.....	26	19
Total Net Yards.....	461	384
Rushes/Net Yards.....	33/130	24/78
Net Passing.....	331	318
Pass Attempts/Completions.....	45/20	25/20
Had Intercepted.....	5	0
Times Sacked/Yards.....	0.0/0.0	2.0/12.0

Punts/Average.....1/48.0 4/49.5  
 Penalties/Yards.....10/90 8/91  
 Fumbles/Lost.....2/2 1/1  
 Possession Time.....34:07 25:53

**RUSHING**  
 KC — Davis, 9-34, TD; Charles 8-20, TD; Smith 4-17; Jenkins 1-5; Gray 1-3; Daniel 1-(-1).  
**OAK** — Jennings 23-91, 2 TDs; Pryor 3-19; Reece 5-18; Olawale 1-2; McGloin 1-0.  
**RECEIVING**  
 KC — Charles 8-195, 4 TDs; Bowe 3-24; Avery 3-33; McGrath 2-14, TD; Davis 2-8; Gray 1-18; Sherman 1-15; Hall 1-11.  
**OAK** — Streater 4-59; Holmes 4-58; TD; Rivera 3-30, TD; Jennings 3-12; Reece 2-52; Moore 2-46; Jones 1-52; Chekwa 1-22.  
**PASSING**  
 KC — Smith 17-20-287, 5 TDs, 0 INTs. Daniel 3-5-31, 0 TDs, 0 INTs.  
**OAK** — McGloin 18-35-297, 2 TDs, 4 INTs. Pryor 1-5-12, 0 TDs, 1 INT. Reece 1-1-22, 0 TDs, 0 INTs.  
**INTERCEPTIONS**  
 KC — Berry 2-96, TD; Parker 1-15; Zombo 1-5; Johnson 1-3.  
**OAK** — None.  
**SACKS**  
 KC — None.  
**OAK** — Hunter 1.0; Sims 1.0.  
**FIELD GOALS**  
 KC — None.  
**OAK** — Janikowski (34).



## GAME 15

### Colts 23, Chiefs 7

December 22, 2013 • Arrowhead Stadium • 75,396



INDIANAPOLIS	.....0	13	10	0	—	23
KANSAS CITY	.....7	0	0	0	—	7

KC — Charles, 31-yard run (Succop kick)  
(4-59, 1:48)  
IND — Vinatieri, 46-yard field goal (9-52, 4:59)  
IND — Brown, 33-yard pass from Luck  
(Vinatieri kick) (2-33, 0:16)  
IND — Vinatieri, 45-yard field goal (11-57, 5:42)  
IND — Brown, 51-yard run (Vinatieri kick)  
(2-56, 0:57)  
IND — Vinatieri, 30-yard field goal (15-59, 7:50)

Team Statistics	Colts	Chiefs
First Downs	.....19	18
Total Net Yards	.....367	287
Rushes/Net Yards	.....34/135	20/155
Net Passing	.....232	132
Pass Attempts/Completions	.....37/26	28/16
Had Intercepted	.....0	2
Times Sacked/Yards	.....1.0/9.0	5.0/21.0
Punts/Average	.....4/50.3	5/54.0
Penalties/Yards	.....3/31	7/65
Fumbles/Lost	.....5/2	1/0
Possession Time	.....38:20	21:40

#### RUSHING

KC — Charles 13-106, TD; Smith 6-47; Davis 1-2.  
IND — Brown 10-79, TD; Richardson 16-43;  
Choice 1-8; Luck 6-5; Havili 1-0.

#### RECEIVING

KC — Bowe 5-46; Charles 5-38; Avery 3-32;  
Fasano 1-19; McCluster 1-11; Gray 1-7.  
IND — Whalen 7-80; Hilton 5-52; Rogers 4-42;  
Richardson 3-15; Brown 2-31, TD;  
Fleener 2-8; Saunders 1-6; Doyle 1-6;  
Havili 1-1.

#### PASSING

KC — Smith 16-28-153, 0 TDs, 1 INT.  
IND — Luck 26-37-241, TD, 0 INTs.

#### INTERCEPTIONS

KC — None.  
IND — Freeman 1-0.

#### SACKS

KC — Johnson 1.0.  
IND — Freeman 1.0; Mathis 1.0; Redding 1.0;  
Werner 1.0; Moala 0.5; Mathews 0.5.

#### FIELD GOALS

KC — Succop 47WL.  
IND — Vinatieri 34WL (46) (45) (30).



## GAME 16

### Chargers 27, Chiefs 24 OT

December 29, 2013 • Qualcomm Stadium • 66,374



KANSAS CITY	.....14	7	3	0	0	—	24
SAN DIEGO	.....7	7	0	10	3	—	27

KC — Davis, 17-yard run (Succop kick)  
(5-80, 1:57)  
SD — L. Green, 22-yard pass from Rivers  
(Novak kick) (5-78, 2:26)  
KC — McCluster, 2-yard pass from Daniel  
(Succop kick) (6-23, 2:43)  
SD — Gates, 4-yard pass from Rivers  
(Novak kick) (10-80, 5:11)  
KC — Davis, 2-yard run (Succop kick)  
(11-86, 5:57)  
KC — Succop, 46-yard field goal (6-7, 2:17)  
SD — Royal, 6-yard pass from Rivers  
(Novak kick) (10-69, 4:29)  
SD — Novak, 22-yard field goal (9-66, 4:16)

Team Statistics	Chargers	Chiefs
First Downs	.....19	22
Total Net Yards	.....405	332
Rushes/Net Yards	.....186	143
Net Passing	.....219	189
Pass Attempts/Completions	.....22/33	21/30
Had Intercepted	.....1	0
Times Sacked/Yards	.....3.0/10.0	2.0/11.0
Punts/Average	.....5/46.4	5/45.8
Penalties/Yards	.....4/22	1/5
Fumbles/Lost	.....0/0	1/0
Possession Time	.....37:08	34:36

#### RUSHING

KC — Davis 27-81, 2 TDs; Daniel 7-59;  
Gray 2-2; Jenkins 1-1.  
SD — Mathews 24-144; Woodhead 5-18;  
Royal 2-17; McClain 1-3; Rivers 3-2;  
Weddle 1-2.

#### RECEIVING

KC — McCluster 6-62, 1 TD; Hemingway 5-45;  
Jenkins 3-67; Gray 3-7; Davis 2-5;  
McGrath 1-11; Gordon 1-3.  
SD — Woodhead 7-42; Allen 5-89;  
Gates 4-31, 1 TD; Royal 3-34, 1 TD;  
Mathews 2-11; Green 1-22, 1 TD.

#### PASSING

KC — Daniel 21-30-200, 1 TD, 0 INTs.  
SD — Rivers 22-33-229, 3 TDs, 1 INT.

#### INTERCEPTIONS

KC — Parker 1-14.  
SD — None

#### SACKS

KC — J. Johnson 1.0, Powe 1.0, Zombo 1.0.  
SD — Liuget 1.0, Reyes 1.0.

#### FIELD GOALS

KC — Succop (46), 41WR.  
SD — Novak (22), (36).



# AFC WILD CARD GAME

Colts 45, Chiefs 44

January 4, 2014 • Lucas Oil Stadium • 63,551



KANSAS CITY.....10 21 10 3 — 44  
INDIANAPOLIS .....7 3 21 14 — 45

KC — Bowe, 6-yard pass from Smith  
(Succop kick) (14-82, 6:49)  
IND — Hilton, 10-yard pass from Luck  
(Vinatieri kick) (7-74, 3:37)  
KC — Succop, 19-yard field goal (7-73, 3:41)  
KC — Avery, 79-yard pass from Smith  
(Succop kick) (3-79, 0:21)  
KC — Sherman, 5-yard pass from Smith  
(Succop kick) (3-17, 1:23)  
IND — Vinatieri, 37-yard field goal (12-61, 3:51)  
KC — Davis, 4-yard run (Succop kick)  
(15-81, 7:23)  
KC — Davis, 10-yard pass from Smith  
(Succop kick) (3-18, 1:15)  
IND — Brown, 10-yard run (Vinatieri kick)  
(5-80, 1:52)  
IND — Brown, 3-yard pass from Luck  
(Vinatieri kick) (5-41, 1:28)  
KC — Succop, 42-yard field goal (4-4, 1:32)  
IND — Fleener, 12-yard pass from Luck  
(Vinatieri kick) (6-80, 1:41)  
IND — Luck, 5-yard fumble recovery  
(Vinatieri kick) (12-90, 4:02)  
KC — Succop, 43-yard field goal (11-58, 5:02)  
IND — Hilton, 64-yard pass from Luck  
(Vinatieri kick) (4-80, 1:15)

Team Statistics	Colts	Chiefs
First Downs.....	28	30
Total Net Yards.....	536	513
Rushes/Net Yards.....	19/100	32/150
Net Passing.....	436	363
Pass Attempts/Completions.....	45/29	46/30
Had Intercepted.....	3	0
Times Sacked/Yards.....	1.0/7.0	2.0/15.0
Punts/Average.....	1/51.0	2/39.0
Penalties/Yards.....	4/19	2/15
Fumbles/Lost.....	2/1	1/1
Possession Time.....	22:27	37:33

## RUSHING

KC — Davis 18-67, TD; Smith 8-57; Charles 3-18;  
Gray 2-5; McCluster 1-3.  
IND — Brown 11-55, TD; Luck 7-45;  
Richardson 1-0.

## RECEIVING

KC — Bowe 8-150, TD; McCluster 7-52;  
Davis 7-33, TD; Hemingway 2-30;  
Fasano 2-6; Sherman 2-1, TD;  
Avery 1-79, TD; Jenkins 1-27.  
IND — Hilton 13-224, 2 TDs; Fleener 5-46, TD;  
Brazill 4-54; Brown 4-47, TD; Whalen 2-26;  
Rogers 1-46.

## PASSING

KC — Smith 30-46-378, 4 TDs, 0 INTs.  
IND — Luck 29-45-443, 4 TDs, 3 INTs.

## INTERCEPTIONS

KC — Abdullah 2-5; Flowers 1-17.  
IND — None.

## SACKS

KC — Houston 1.0.  
IND — Mathis 1.0; Jean Francois 1.0.

## FIELD GOALS

KC — Succop (19) (42) (43).  
IND — Vinatieri (37).



## AFL ORIGINS

**1958** — Lamar Hunt's efforts to acquire an expansion NFL franchise for his hometown of Dallas were rebuked by the league. However, his desire to secure a professional football franchise was further heightened after watching the historic '58 NFL Championship Game between the Baltimore Colts and the N.Y. Giants, which later became known as "The Greatest Game Ever Played."

**1959** — After another attempt at landing an NFL expansion franchise for Dallas was spurned, NFL officials suggested that Hunt contact the Wolfner family, owners of the Chicago Cardinals franchise. Violet Bidwell Wolfner, mother of current Cardinals owner William Bidwell, and her husband Walter eventually agreed to sell Hunt 20 percent of the Cardinals franchise. Hunt declined the opportunity. He then conceived the concept of forming a second league. "Why wouldn't a second league work?" Hunt recalled. "There was an American and National League in baseball, why not football?" Hunt contacted several other individuals who had expressed interest in the Cardinals franchise — Bud Adams (Houston), Bob Howsam (Denver), Max Winter and Bill Boyer (Minneapolis) — and gauged their interest in forming a second league. Adams quickly signed on and the young league, albeit still very much in its infancy stages, already had its first rivalry.

With four teams in the ranks including Hunt's Dallas franchise, he sought franchises in New York and Los Angeles. Before ownership in those cities was secured, Hunt sought the NFL's blessing for his endeavor, hoping that NFL Commissioner Bert Bell would oversee both leagues. "I told myself I didn't want to go into this if it meant some kind of battle," Hunt remembered. "Of course, this was one of the more naive thoughts in the history of pro sports." Although the NFL wanted no part of Hunt's new league, Hunt gave his blessing for Bell to mention it in the course of his testimony before a Congressional committee on July 28th. "At that point, no one had put up a penny, and I had no commitments from New York or Los Angeles," Hunt continued. "But Bert Bell had announced it. We were in business."



Within weeks, Barron Hilton (Los Angeles) and Harry Wismer (New York) agreed to enter the six-team league. On August 14th, the first meeting of the new league was held in Chicago. Charter memberships were issued to six original cities — Dallas, New York, Houston, Denver, Los Angeles and Minneapolis. The league was officially christened the American Football League on August 22nd. Ralph Wilson (Buffalo) was awarded the league's seventh franchise on October 28th and William Sullivan (Boston) became the league's eighth owner on November 23rd, the date of the inaugural AFL draft, which lasted 33 rounds. All eight

original owners agreed to contribute \$25,000 and to post a performance bond of \$100,000. "Before there was a player, coach or general manager in the league, there was Lamar Hunt," said Sullivan. "Hunt was the cornerstone, the integrity of the league. Without him, there would have been no AFL."

In November, the league nearly disbanded before it even played a single game. Winter announced that he was withdrawing from the league to accept an NFL franchise for Minneapolis. The NFL now envisioned an expansion franchise for Dallas, as well, but Hunt declined that offer. "It (the AFL) was so important to me," Hunt said. "I had a lot of money in it, a lot invested in it. Emotionally, I spent a lot of time, effort and energy on it. I felt an obligation. A guy like Billy Sullivan had everything he had in it. It wouldn't have been the right thing to do."

The AFL forged forward as former World War II hero and two-term South Dakota governor Joe Foss was named commissioner on November 30th. A second, 20-round AFL draft was held on December 2nd. Hunt pursued both legendary University of Oklahoma coach Bud Wilkinson and N.Y. Giants defensive assistant Tom Landry to lead his Texans franchise. Wilkinson opted to stay at Oklahoma, while Landry was destined to coach the NFL's franchise in Dallas. Hunt settled on a relatively unknown assistant coach from the University of Miami (Florida), Hank Stram. "One of the biggest reasons I hired Hank was that he really wanted the job," Hunt explained. "It turned out to be a very lucky selection on my part."

## THE FOOLISH CLUB



*The American Football League Owners, 1961 — Seated from left: K.S. "Bud" Adams (Houston), Joe Foss (AFL Commissioner). Standing from left: Bill Sullivan (Boston), Cal Kunz (Denver), Ralph Wilson (Buffalo), Lamar Hunt (Dallas), Harry Wismer (New York), Wayne Valley (Oakland), Barron Hilton (San Diego).*

*The whole idea of the AFL seemed so far-fetched, the eight team owners were whimsically named "The Foolish Club." Lamar Hunt credited Wayne Valley of the Oakland ownership group for coining that moniker. "I was an amateur photographer and had taken some color pictures of the '64 season," Hunt explained. "I sent out a montage as Christmas gifts one year. At the top was the hand-lettered phrase, The Foolish Club." Both the name and the league would stick.*

**1960** — Hunt was elected President of the AFL on January 26th. Minneapolis officially withdrew from the AFL on January 27th. An ownership group from Dallas was awarded an expansion NFL franchise on January 28th to begin play that season in direct competition with the Texans. That same day, AFL owners approved the two-point conversion rule which was utilized for the AFL's 10-year existence, a rule that wouldn't resurface in the NFL for 34 more years. On January 30th, Oakland replaced Minneapolis as the eighth AFL outpost. In another ironic twist, the Chicago Cardinals franchise, which Hunt had attempted to purchase a year earlier, received permission from the NFL to transfer to St. Louis on March 13th. Perhaps the most important moment in the

AFL's formative years came on June 9th when the league signed a five-year television contract with ABC that paid each club \$112,000 during the '60 season.

The Texans set up offices in the Mercantile Securities Building, while Foss headquartered the AFL offices out of Dallas, as well. The Texans shared the Cotton Bowl for three seasons with the NFL's Cowboys. Reserved seats were \$4, general admission \$2 and high school students paid \$.90 that initial season. Don Rossi served as the team's General Manager until November when he was succeeded by Jack Steadman. The Texans conducted their inaugural training camp at the New Mexico Military Institute in Roswell, N.M. The club embarked on a whirlwind preseason barnstorming tour that featured road games in Oakland, Tulsa, Boston, Abilene and Little Rock. An announced crowd of 51,000 at the Cotton Bowl witnessed a 24-3 victory vs. Houston (9/2) as the club concluded a perfect 6-0 preseason record.

The initial regular season victory in team history came by a 34-16 count at Oakland (9/16) thanks to 88 rushing yards, a TD and two FGs from FB Jack Spikes (TCU). In addition to Spikes, the Texans also had a strong home-state identity with QB Cotton Davidson (Baylor), LB Sherrill Headrick (TCU) and RB Abner Haynes (North Texas State). Haynes led the league with 875 rushing yards and nine TDs, as well as combined net yards (2,100) and punt return average (15.4). Haynes' combined net yardage mark remained a franchise record until 2001. Thanks to Haynes, the Texans had a flashy, high-scoring club, which finished the year at 8-6 as three close losses kept the squad from challenging for the division title. The Texans averaged 24,500 for their home games, the highest average attendance in the league.

**1961** — Don Klosterman joined the franchise as Director of Player Personnel and a wealth of college talent was infused into the franchise's veins. The Texans and the NFL's Dallas Cowboys both drafted LB E.J. Holub (Texas Tech), described by many scouts as "the best football player in America." Holub decided to play for the Texans, joining three future Chiefs Hall of Famers — DT/DE Jerry Mays (SMU), TE Fred Arbanas (Michigan State) and T Jim Tyrer (Ohio State) — as part of the club's draft class. The club moved its training camp to Hunt's alma mater of SMU and started the regular season at 3-1 before hitting a six-game losing skid, the longest such streak of Stram's tenure with the franchise. One of those losses was a 28-21 decision in a Friday night contest at Boston (11/3) which featured a bizarre ending as a raincoat-clad fan knocked down a potential game-tying TD from Davidson to E Chris Burford on the game's final play. The team rebounded to claim wins in three of its final four contests to finish 6-8, marking the club's second straight finish behind the Chargers in the AFL West standings.

**1962** — Stram was named Coach of the Year and RB Curtis McCClinton (Kansas) was named the '62 AFL Rookie of the Year. Haynes became the franchise's first 1,000-yard rusher, concluding the season with 1,049 yards and an AFL-high 13 rushing TDs.

The Texans clinched their initial AFL Western Division Championship in November and finished with an 11-3 regular season record. Dallas won the '62 AFL Championship when K Tommy Brooker connected on a 25-yard field goal during the second overtime of the title game, giving the Texans a 20-17 victory at Houston (12/23). Spanning an elapsed time of 77:54, the game still stands as the second-longest contest in pro football history as the franchise claimed its first of three AFL titles.



#### LENNY THE COOL

*A pivotal moment in franchise history took place on July 2, 1962 when Hank Stram signed free agent QB Len Dawson. Dawson entered the NFL as a first-round draft pick of Pittsburgh in '57, but was waived by Cleveland on June 12th. After spending five uneventful years in the NFL*

*with the Steelers and Browns, Dawson received his final shot at pro football redemption from Stram. Convinced that Dawson was the man to lead the franchise on the field, the only trade personally orchestrated by Lamar Hunt in team history occurred after the season's first game when the Chiefs sent QB Cotton Davidson to Oakland in exchange for the Raiders first-round pick in '63, a pick that was used to select Hall of Fame DT Buck Buchanan with the first overall selection. As for Dawson, he didn't disappoint in '62, throwing 29 TD passes to earn AFL Player of the Year honors.*

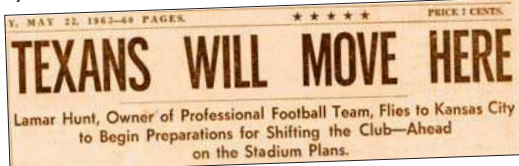
#### GOIN' TO KANSAS CITY

**1963** — Despite the Texans championship season in '62, the Dallas market simply could not sustain two professional football franchises. Kansas City Mayor H. Roe Bartle

learned of Hunt's interest in a new home for the Texans and extended an invitation for Hunt and Jack Steadman to move the franchise to Mid-America. After the

duo visited Kansas City on an incognito basis, an ambitious campaign took shape to deliver on Bartle's guarantee to Hunt of tripling the season-ticket base the Texans had enjoyed in Dallas. Kansas City's mayor, nicknamed "The Chief," also promised to add 3,000 permanent seats to Municipal Stadium, as well as 11,000 temporary bleacher seats. Along with Bartle, a number of other prominent

Kansas Citians stepped forward to aid in the efforts, putting together more than 1,000 workers to sell season tickets. On May 22nd, Hunt announced he was moving the franchise to Kansas City. Hunt and Stram jested at one point about calling the relocated team the Kansas City Texans, but thanks to the insistence of Steadman and a "name-the-team" contest, the Chiefs were officially christened on May 26th, in part to honor the efforts of Bartle. During their inaugural season in Kansas City, the Chiefs charged \$7 for box seats and \$6 for reserved seats at Municipal Stadium.



Stram





Three highly-touted draft choices began their tenures with the club in '63. Hunt's trade of Davidson landed the number one overall selection in the AFL Draft, which Kansas City used to select Hall of Fame DT Buck Buchanan (Grambling). Ironically, the Raiders would later draft Hall of Fame G Gene Upshaw in '67 for the express purpose of blocking Buchanan. The Chiefs tabbed G Ed Budde (Michigan State) with their own number one selection, while stealing another future Hall of Fame inductee, LB Bobby Bell (Minnesota) in the seventh round. Buchanan, Budde and Bell all became starters on their way to a combined 526 games with the team. The first appearance of the Chiefs in Municipal Stadium attracted just 5,721 fans for a 17-13 preseason victory vs. Buffalo (8/9). Tragedy struck the club when rookie RB Stone Johnson (Grambling), who was a sprinter in the '60 Olympics in Rome, suffered a fractured vertebra in his neck in a preseason game vs. Houston (8/30) in Wichita, Kan. He died 10 days later on September 8th and his jersey number 33 was subsequently retired. Kansas City opened the regular season with a 59-7 victory at Denver (9/7), a contest that remains the highest-scoring effort in team history. On October 1st, the club moved into its new Swope Park practice facility on East 63rd Street, where the team's headquarters remained until the opening of Arrowhead Stadium in '72. The Chiefs managed just one win and two ties in their next nine games before racking up three consecutive wins to close the year at 5-7-2.



**1964** — On January 29th, the AFL and NBC signed a landmark five-year, \$36-million television contract beginning with the '65 season. The Chiefs began the year with a 2-1 mark before dropping three consecutive games as several of the team's best players, including LB E.J. Holub, TE Fred Arbanas and S Johnny Robinson, missed numerous games with injuries. Arbanas missed the final two games of the year after undergoing surgery to his left eye, in which he suffered almost total loss of vision. RB Mack Lee Hill (Southern), who signed with the club as a rookie free agent and received a \$300 signing bonus, muscled his way into the starting lineup and earned a spot in the AFL All-Star Game. The club finished the season with two consecutive wins to close the season at 7-7, finishing second in the AFL West behind San Diego (8-5-1). An average of 18,126 fans attended each home game at Municipal Stadium, prompting talks at the AFL owners' meeting about the future of the franchise in Kansas City.

#### BIDDING WARS, MERGER TALKS & GLORY DAYS

**1965** — The AFL and NFL had been openly competing for talent for years, but that bidding war for players heated up for the Chiefs in '65. Kansas City made RB Gale Sayers (Kansas) their first-round draft pick, but Sayers eventually signed with the Chicago Bears.

The club suffered a devastating blow when RB Mack Lee Hill suffered torn ligaments in his right knee in the next-to-last regular season game of the year at Buffalo (12/12). Following what was expected to be a routine surgery on December 14th at Menorah Hospital in Kansas City, Hill died from what was termed "a sudden and massive embolism." Hunt called Hill's death "the worst shock possible." Beginning the following year, the club annually bestowed the Mack Lee Hill Award on its top rookie or first-year performer in honor of this fallen young star. Just days after Hill's unexpected death, the mourning Chiefs defeated Denver (12/19) to finish the year with a 7-5-2 record.


**1966** — The escalation in player salaries paid by the two leagues eventually led to a series of clandestine meetings between Hunt and Tex Schramm of the Cowboys that began in April at Love Field in Dallas. While merger groundwork was being laid, the Chiefs engaged in more subterfuge during the '66 draft. DE Aaron Brown (Minnesota) was highly coveted by many clubs, including the NFL's Steelers. The Steelers couldn't locate Brown on draft day since he was already aboard a flight with Hunt, who carried out the first mid-air signing in team history. Despite being drafted in the 20th round of the AFL Draft, the Chiefs signed Heisman Trophy RB Mike Garrett (USC)

who earned AFL Rookie of the Year honors. Plans for the AFL-NFL merger were officially announced by NFL Commissioner Pete Rozelle on June 8th. The

Chiefs started the season at 3-0, including a 32-10 win at Oakland (9/18) in the first contest played at the Oakland-Alameda County Coliseum. A crowd of 43,885 attended the Chiefs home opener vs. defending AFC Champion Buffalo (10/2), the largest ever to witness a sports event in Kansas City at the time. The Chiefs dropped a 29-14 decision to the Bills, but after the contest, Stram and Buffalo Head Coach Joe Collier negotiated a trade in the middle of the field. Kansas City got K Mike Mercer for a fifth-round pick, solidifying one of the few weaknesses on the squad. Dawson led the league in passing, while

#### THE OTIS ACQUISITION

*One of the more colorful tales in franchise lore transpired days before the '65 draft. The Cowboys had WR Otis Taylor (Prairie View A&M) sequestered at the Continental Hotel in Dallas. Chiefs scout Lloyd Wells, who was instrumental in the signing of many key players during the '60s, thought he had Taylor's services secured for the Chiefs when he learned of the Cowboys chicanery. After ascertaining the receiver's location from Taylor's mother, Wells posed as a reporter from Ebony magazine and slipped his phone number to Taylor unbeknownst to a Cowboys "bodyguard" watching Taylor's hotel door. At 3:00 AM one of the greatest "escapes" in franchise history was consummated as the receiver climbed out a bathroom window and into an awaiting Cadillac. Taylor and Wells boarded a flight for Kansas City later that morning and Taylor, with a shiny new vehicle in his possession, was subsequently drafted by the Chiefs in the fourth round, beginning an illustrious Kansas City career.*



Taylor became the first 1,000-yard receiver in franchise history, registering 1,297 yards. The Chiefs finished three games in front of Oakland to claim an AFL West title with an 11-2-1 record, setting the stage for the franchise's second trip to the AFL Championship Game.

**1967** — Using a dazzling I-formation offense and a smothering defense, the Chiefs claimed a dominating 31-7 victory in the AFL title game at Buffalo (1/1) on the same

day that future Chiefs star Derrick Vincent Thomas was born in Miami, Fla. That victory propelled Kansas City to the first AFL-NFL World Championship Game, later renamed Super Bowl I. The term "Super Bowl" was coined by Hunt during a committee meeting, inspired by a "Super Ball" owned by each of his three children. Although not officially adopted until the third such AFL-NFL World Championship Game, the name Super Bowl was seized upon by the media and quickly became a part of the worldwide sports lexicon. At the Los Angeles Memorial Coliseum, the Chiefs met Vince Lombardi's powerful Green Bay Packers (1/15). The Chiefs played the Packers close for a half, trailing 14-10, but Green Bay took control in the final two quarters, winning the game by a score of 35-10.

The club's special teams got a boost with the addition of K Jan Stenerud (Montana State), who originally enrolled in school on a skiing scholarship, and KR Noland "Super Gnat" Smith (Tennessee State). Interest in the team skyrocketed, forcing an increase in seating capacity at Municipal Stadium from 40,000 to 47,000. In June, Jackson County voters approved a \$43 million bond issue for construction of The Truman Sports Complex. The first contest between AFL and NFL teams in Kansas City resulted in a commanding 66-24 Chiefs victory vs. Chicago at Municipal Stadium (8/23). Injuries again hit the club hard during the regular season as the Chiefs clawed their way to a 9-5 record.



**1968** — A debate raged in Kansas City whether the club's new stadium should be built downtown or at a "remote" location. A location in Eastern Jackson County was chosen as the site and groundbreaking ceremonies took place in July with plans calling for a unique "rolling roof" design. The '68 Chiefs boasted one of the finest defenses ever assembled by the club, allowing a franchise-low 170 points (12.1 ppg). The nucleus of the defensive unit was clearly in its prime, producing six AFL All-Stars, including all three of the squad's linebackers. Offensively, Dawson led the AFL in passing for the fourth time. The Chiefs began the season with a 7-1 record and rattled off five straight victories to close the regular season at 12-2, sharing the AFL West crown with the Raiders and setting up an AFL Western Division Playoff Game. Kansas City lost a 41-6 decision at Oakland (12/22) in the club's first postseason outing since Super Bowl I as the Raiders advanced to the AFL Championship Game against the N.Y. Jets.

**1969** — The Chiefs continued the momentum they built during the '68 campaign by posting a perfect 6-0 record

during preseason play. Kansas City began the regular season with four consecutive road games for the only time in team history. After a decisive 27-9 win at San

Diego (9/14), the club posted a 31-0 shutout at Boston (9/21), but Dawson sustained a knee injury against the Patriots. The once-optimistic picture for the Chiefs went from bad to worse the following week when backup QB Jacky Lee went down with a broken ankle in a 24-19 loss at Cincinnati (9/28). That injury left the team's most crucial position in the hands of second-year QB Mike Livingston, who took just five snaps as a rookie in '68. However, Livingston engineered

a five-game winning streak, while getting plenty of help from the club's defense. The team's home opener at Municipal Stadium was played in a daylong deluge referred to as a "frog-strangler" by Chiefs radio broadcaster Bill Grigsby. The Chiefs and Oilers combined for 14 fumbles in a 24-0 Kansas City victory (10/12). Dawson returned to the starting lineup in a 27-3 win vs. San Diego (11/9) and guided the club to three wins in the season's next four games. Broncos coach Lou Saban was infuriated following the Chiefs 31-17 win vs. Denver (11/27). Trailing 24-17 late in the game, Denver attempted an onside kick that was recovered by LB Bobby Bell, who promptly returned that kick for a 53-yard TD. Livingston started the following week vs. Buffalo (12/7) for an again-injured Dawson, who returned for the regular season finale at Oakland (12/13). A 10-6 loss vs. the Raiders gave the Chiefs an 11-3 record, good for second in the division behind Oakland (12-1-1). In an AFC Divisional Playoff Game at the N.Y.

Jets (12/20), Kansas City rode its dominating defense which produced a crucial goal-line stand en route to a 13-6 win over the defending Super Bowl champions to set up a rematch with the Raiders in the final AFL Championship Game.

**1970** — In the final game in AFL history, the Chiefs became the league's only three-time champions, defeating the Raiders by a 17-7 count at Oakland (1/4). Making the

### THREE-TIME AFL CHAMPIONS

With a 17-7 win over the Oakland Raiders in the '69 AFL Championship Game, Kansas City became the only team in AFL history to claim three league titles. The club also won AFL Championships in '62 and '66. During the AFL's 10-year existence, the Chiefs compiled a league-best 87-48-5 (.639) regular season record under head coach Hank Stram.



Hunt and Stram

victory even more satisfying for the Chiefs was the fact that the Raiders players had to sheepishly walk out of the stadium with the luggage they had packed for New Orleans and Super Bowl IV. During the days preceding Kansas City's clash with the heavily-favored Vikings, unsubstantiated media reports associating Dawson with a known gambler hounded the Chiefs quarterback. The night before the game, Ed Sabol of NFL Films approached Vikings coach Bud Grant about being miked for the game. Grant declined, but Stram accepted. As both the Chiefs and the cameras rolled, Stram clamored for his team to run "65 toss power trap" and to "keep matriculating the ball down the field." The Chiefs used the game as a crusade for the American Football League and wore "AFL-10" patches which referred to the league's 10-year existence. The Chiefs used three Stenerud FGs and a Garrett TD run to take a 16-0 halftime lead. A dynamic 46-yard TD pass from Dawson to Taylor in the third quarter sealed the victory as Dawson was named the game's Most Valuable Player. Perhaps the grittiest performance of the day came from S Johnny Robinson, who registered two interceptions and a fumble recovery despite playing with three broken ribs. At approximately 5:20 p.m., the final seconds ticked off the clock at Tulane Stadium as the biggest moment in Kansas City sports history came to a peak as the Chiefs were crowned World Champions by claiming a 23-7 victory in Super Bowl IV (1/11). A victory parade ensued upon the club's triumphant return to Kansas City the following day.

Replicating the success of '69 proved a difficult task for Stram and company. RB Mike Garrett, who was the club's all-time leading rusher at the time, was traded to San Diego and replaced in the lineup by RB Ed Podolak. Despite a 44-24 win at Baltimore (9/28) in just the second-ever telecast of ABC's Monday Night Football package, the Chiefs owned a 3-3-1 record at the season's midpoint. One of the season's pivotal junctures came in a 17-17 tie vs. Oakland (11/1). The Chiefs were ahead 17-14 when Dawson apparently sealed the win, running for a first down which would have allowed Kansas City to run out the clock. While on the ground, Dawson was speared by Raiders DE Ben Davidson in an infamous incident that cost the Chiefs a victory and further inflamed the already heated Chiefs-Raiders rivalry. WR Otis Taylor retaliated and a bench-clearing brawl ensued. Offsetting penalties were called, nullifying Dawson's first down. The Chiefs were forced to punt and Raiders K George Blanda eventually booted a game-tying FG with 0:08 remaining. That tie ultimately cost the Chiefs a tie with Oakland for the division crown as Kansas City finished the year with a 7-5-2 record, while the Raiders went 8-4-2.

**1971** — The '71 Chiefs were regarded by many as the finest squad ever assembled by the franchise, including Lamar Hunt. "I always thought that was the peak of our best team, our '71 squad," Hunt recalled. The '71 Chiefs fielded perhaps the most complete squad in franchise history, featuring a team-record 11 Pro Bowl performers. Offensively, WR Otis Taylor led the league with 1,110 receiving yards. The longstanding linebacking trio of Willie Lanier, Bobby Bell and Jim Lynch was the league's best. The offensive line was headlined by G Ed Budde and T Jim Tyrer, while the defensive front featured a pair of Pro Bowlers in DTs Buck Buchanan and Curley Culp. Both K Jan Stenerud and P Jerrel Wilson represented the squad in the Pro Bowl, as well. The '71 squad became the first in team annals to register two Monday Night Football wins. After bolting to a 5-1-1 start, the club went 5-2 during the second half of the season to finish the year at 10-3-1. A

16-14 home victory vs. Oakland (12/12) gave the franchise its initial AFC West title.

The great promise of the '71 campaign ended dramatically in the longest game in NFL history, an AFC Divisional Playoff Game played on Christmas Day. It took 82:40, but a 37-yard FG from Dolphins K Garo Yepremian finally ended the game as Miami claimed a 27-24 double OT win in the final football contest played at Municipal Stadium. Podolak accounted for an incredible 350 combined net yards, a figure that remains an NFL postseason record. The baton of power in the AFC was officially passed to the Dolphins, who went on to appear in three consecutive Super Bowls. It would be the Chiefs last playoff appearance for 15 years, effectively signaling the conclusion of the franchise's original glory days.

#### FOND FAREWELLS

**1972** — The last original member of the '60 Dallas Texans departed on July 12th when S Johnny Robinson announced his retirement at training camp. Meanwhile, QB Len Dawson ended speculation about his retirement by signing a two-year contract. Hunt became the first AFL figure to be inducted into the Pro Football Hall of Fame on July 29th.

#### ARROWHEAD OPENS

*After two different construction strikes and a myriad of other delays, Arrowhead Stadium was officially dedicated on August 12, 1972 when the Chiefs registered a 24-14 victory vs. the St. Louis Cardinals. RB Ed Podolak scored the first TD in the facility. "It was supposed to be finished on July 1st and it wasn't even close," recalled Jack Steadman. In fact, seats weren't even installed yet in some areas of the stadium, including Hunt's private suite, where guests sat on folding chairs that inaugural year. Regular season ticket prices for the team's first season in Arrowhead were \$8 for box seats and \$7 for reserved seating. Mayor H. Roe Bartle is shown at right trying out the first seat installed in Arrowhead.*



The Chiefs lost a 20-10 decision vs. Miami (9/17) on Opening Day at Arrowhead in front of a crowd of 79,829. Municipal Stadium hosted its final pro sporting event as the Royals defeated the Rangers by a 4-0 count (10/4). A standing-room-only crowd of 82,094 fans was in attendance for a 27-14 victory vs. Oakland (11/5), the largest "in-house" attendance total for an NFL contest in Arrowhead's history. After a 5-3 start, a three-game losing streak effectively eliminated the club from playoff contention. An 8-6 record was good enough for only a second-place finish in the AFC West behind Oakland. LB Willie Lanier became the first Chiefs player to receive the prestigious NFL Man of the Year Award.

**1973** — The defense kept the club in virtually every game thanks to a nucleus that still included the bulk of the squad's Super Bowl IV starters. QB Mike Livingston started in a 23-13 Opening Day loss vs. Los Angeles (9/16), but Dawson returned to rally the club for three

consecutive wins to get the club off to a 3-1 start for a third straight year. Inconsistency and injuries took their toll down the stretch, though. Dawson made his final start of the year in a 23-14 loss at Buffalo (10/29) and was replaced for the remainder of the year by Livingston, beginning a string of three straight seasons in which both players split time at the position. Livingston led the club to three straight wins, putting the team in first place in mid-November with a 6-3-1 record. A 1-2-1 ledger over the season's final month ended the club's postseason aspirations as the team finished the year in a second-place tie with Denver at 7-5-2. Dawson became the second Chiefs player in as many years to win the NFL Man of the Year Award.



**1974** — The AFC-NFC Pro Bowl was held at Arrowhead on January 20th with the AFC claiming a 15-13 win thanks to five FGs from Miami K Garo Yepremian. While the club's sparkling new facility was drawing rave reviews, the Chiefs roster was beginning to show its age. The result was the team's first losing season in 11 years as the club was unable to string together consecutive victories during the year, a first in Chiefs franchise history. Many of the club's key players were entering the twilight of their careers: Dawson was 39, T Jim Tyrer was 35, LB Bobby Bell, DT Buck Buchanan and G Ed Budde were 34, T Dave Hill was 33 and WR Otis Taylor was 32. One of the year's few bright spots in the 5-9 season was CB Emmitt Thomas, who led the league with a franchise-record 12 INTs. The final game of the '74 campaign marked the final time all six of Kansas City's Pro Football Hall of Fame players from the club's Super Bowl era took the field together with Stram. Including Lamar Hunt and five future Vikings Hall of Famers, an amazing total of 13 Hall of Fame inductees were involved in that '74 game. That 35-15 loss vs. Minnesota (12/14) provided an anti-climatic conclusion to Stram's illustrious coaching career in Kansas City and was also the final game in a Chiefs uniform for eight-time All-Pro LB Bobby Bell. Three days later, the only head coach in franchise history was relieved of his duties on December 27th after compiling a 124-76-10 regular season record with the club.

**1975** — San Francisco 49ers defensive coordinator Paul Wiggin was named the second head coach in franchise history on January 23rd. A former Pro Bowl defensive end for the Cleveland Browns, Wiggin inherited the unenviable task of rebuilding a squad whose pool of talent had been largely depleted due to age and a number of ill-fated trades that had left the club devoid of first-round draft choices in '73 and '75. After an 0-3 start to the season, Wiggin directed the Chiefs to three straight wins, beginning with a convincing 42-10 victory vs. Oakland (10/12). The highlight of the season was a 34-31 upset win at Dallas (11/10) on Monday Night Football. But the club could not maintain that success. Owing a 5-5 record heading into the homestretch of the season, injuries to a number of key players crippled the team. The team dropped its final four contests of the year to finish at 5-9 for the second consecutive season. The regular season finale at Oakland (12/21) marked the final games in the Hall of Fame careers of Dawson and Buchanan.

**1976** — Buck Buchanan officially hung up his spikes in February, while Dawson announced his retirement on May 1st. Off the field, Jack Steadman was promoted to President and Jim Schaaf was named General Manager

in August. On the field, Kansas City's fortunes didn't improve in the second year of the Wiggin regime. The club dropped three straight home games before suffering a 50-17 setback at Buffalo (10/3), opening the season at 0-4 for the first time in team history. The team registered a 3-1 record during a successful midseason stretch but could not maintain that momentum. After lingering in Dawson's shadow for eight seasons, QB Mike Livingston was firmly entrenched as the team's starter, becoming the first signal-caller to start every regular season game since Dawson in '68. Even though he played well and rallied the squad for wins in two of the season's final three games, the Chiefs still ended the year with their third consecutive 5-9 record. RB Ed Podolak surpassed RB Abner Haynes as the all-time leading ground gainer in team history in the final game of the year vs. Cleveland (12/12). RB MacArthur Lane was another offensive threat, becoming the first player in franchise history to lead the league in receptions (66). One of the club's final ties to its glory days was severed when the dismantling of Municipal Stadium began on April 13th. A portion of the site was later developed into a community garden.


**1977** — On the field, the Chiefs suffered their worst season to date, winning just twice and undergoing a midseason coaching change. An 0-5 start doomed the squad with a 44-7 loss at Cleveland (10/30) effectively sealing Wiggin's fate. Despite the club's record Wiggin was still a popular figure in Kansas City, but was nonetheless relieved of his duties on Halloween, marking the first in-season coaching switch in team history. Wiggin concluded his tenure with an 11-24 record. Defensive backs coach Tom Bettis was named interim coach and claimed a 20-10 victory vs. Green Bay (11/6) in the club's initial contest under his direction, but it was the only victory of his brief head coaching tenure. The team endured a six-game losing streak to conclude the season at 2-12. Bettis and the remainder of the coaching staff assembled by Wiggin were released on December 19th, one day after a 21-20 loss at Oakland (12/18) in the regular season finale. Marv Levy, the former head coach of the CFL's Montreal Alouettes, was named the fourth head coach in franchise history on December 20th. The heart and soul of the Chiefs once-vaunted defense departed when roommates Lanier and Lynch, who both joined the club together as second-round draft picks in '67, retired following the '77 campaign. Baltimore later acquired Lanier's rights in a trade, but failed to lure him out of retirement.

#### THE LEVY ERA

**1978** — Levy's systematic restocking of a relatively barren defensive roster began with a '78 draft class that included a pair of future Chiefs Hall of Fame enshrinees in DE Art Still (Kentucky) and LB Gary Spani (Kansas State). Another tie to the club's Super Bowl IV team was cut when RB Ed Podolak, who was the club's all-time leading rusher at the time, retired on June 15th. Perhaps Levy's most unconventional tactic in rebuilding the Chiefs was installing the Wing-T offense. "It was a situation where we took over a team that had the worst defensive record in the history of the National Football League," Levy later explained. "We wanted to keep that defense off the field, so we ran the ball 60 times a game." The '78 Chiefs ran and ran often, posting franchise records with 663 rushing attempts and 2,986 ground yards. Levy's squad ran the ball a staggering 69 times in a 24-23 Opening Day win at Cincinnati (9/3), the most rushing attempts in an NFL contest since '48.



Five different players had 100-yard rushing games during the year, including RB Tony Reed who finished the season with 1,053 yards to become the team's first 1,000-yard back since '67. Despite the squad's Opening Day success, the club lost 10 of its next 11 games, including a pair of OT decisions. However, the team showed signs of improvement with the defense recording a 23-0 shutout vs. San Diego (11/26) as the club concluded its first 16-game schedule with a 4-12 mark.



**"GIVE A CHEER FOR KANSAS CITY"**  
by Marv Levy

*Give a cheer for Kansas City,  
Loud and clear for the Red and Gold,  
As the Chiefs march on to victory  
Like our mighty teams of old.*

*(Refrain)*

*Rah, Rah, Rah, for Kansas City  
Rah, Rah, Rah for Red and Gold  
As the Chiefs march on to victory  
Like our mighty teams of old*

*Beat the drum, here they come  
Warriors, brave and strong.  
In the stands, loyal fans  
Cheer our team along*

**1979** — Kansas City owned a pair of picks in the first round of the draft, selecting DE Mike Bell (Colorado State) and QB Steve Fuller (Clemson). By the season's third game, Fuller had supplanted QB Mike Livingston as the club's starter. With Fuller at the helm, the Chiefs owned a 4-2 record after six games, but a five-game midseason losing stretch sullied that effort. Despite finishing fifth in the AFC West for a second straight season, Kansas City's 7-9 record was a notable accomplishment considering the fact that the division's other four clubs all posted winning records for a second consecutive season. The Chiefs lost a 3-0 decision at Tampa Bay (12/16) in one of the most water-logged contests in franchise annals. As both clubs struggled to move the ball under monsoon-like conditions, a late fourth-quarter FG by the Buccaneers averted the NFL's first scoreless tie since '43.

**1980** — An infusion of new talent continued at Arrowhead. G Brad Budde (USC), the son of Chiefs Hall of Fame G Ed Budde, was selected as the club's first-round draft choice, making the Buddes the first father-son combination to become first-round draftees of the same team in NFL history. In a then-controversial move on August 26th, the Chiefs released K Jan Stenerud, who at the time was the club's all-time leading scorer. He was replaced by journeyman K Nick Lowery, who had been cut 11 times by eight different teams himself. He finished his career with the club in '93 as the franchise's all-time leading scorer with 1,466 points. After enduring an 0-4 start, the club rebounded to post a four-game victory streak. After Fuller was sidelined with a knee injury late in the season, former Miami 12th-round draft choice QB Bill Kenney entered the lineup. He was so anonymous that when he appeared in that contest, the name on the back of his jersey was inadvertently misspelled "Kenny." Kenney went on to lead the club to a 31-14 victory vs. Denver (12/7) in his initial NFL start. The defense continued to evolve as DE Art Still and S Gary Barbaro became the first Chiefs defensive players to be elected to the Pro Bowl in five seasons. The Chiefs finished the year at 8-8, the club's highest victory tally since '72.

**1981** — Kenney supplanted Fuller as the club's starting quarterback and directed the Chiefs to a 6-2 start, including a 37-33 win over the defending Super Bowl champion Steelers at Pittsburgh (9/6) on Opening Day. Second-round draft choice RB Joe Delaney (NW

Louisiana) electrified the club's offense by rushing for 1,121 yards, a team single-season record at the time. He was named the AFC's Rookie of the Year and became the first running back to represent the franchise in the Pro Bowl. Delaney registered a 193-yard performance in a 23-10 win vs. Houston (11/15), the best single-game total ever amassed by a Kansas City rookie. "I've played against the best — O.J. Simpson,

Gale Sayers, Walter Payton and (Delaney) ranks right up there with them," remarked Oilers Hall of Fame DE Elvin Bethea. "He is great with a capital 'G.'" Owning an 8-4 record with four games remaining, the Chiefs were poised to make the playoffs for the first time in 10 years before hitting a three-game losing skid. Kenney missed the club's final three contests due to injury. Fuller guided the club to a 10-6 win at Minnesota (12/20) in the final contest played at Metropolitan Stadium as Vikings fans began dismembering the stadium in the second half, taking seats, pieces of the scoreboard and even chunks of sod as souvenirs.

The victory assured the Chiefs of a 9-7 record, the club's first winning mark since '73 as Levy increased the club's victory total for a third consecutive year. Inspired by Washington's "Hail to the Redskins," Levy penned a fight song for the Chiefs, but much like the Wing-T offense, the concept never really caught on.

**1982** — RB Joe Delaney underwent surgery in May to repair a detached retina in his eye, a radical procedure at the time. Optimism abounded at Arrowhead thanks to the club's promising 9-7 record from '81, but swelling labor unrest spelled doom for both the Chiefs and Levy in '82. The Chiefs split their first two games of the year before a 57-day strike by the NFL Players Association began at midnight on September 20th. The strike concluded on November 17th after six games were cancelled and one was rescheduled, but the Chiefs would never recover, dropping four straight games after their return to the field. C Jack Rudnay, who had been one of the franchise's most durable and decorated offensive performers over the past decade, announced on December 20th that the '82 campaign would be his last. Despite wins in two of the season's final three games, the Levy era concluded as the club finished the strike-shortened campaign at 3-6.

**TRAGEDY, TRIUMPHS AND TRANSITIONS**

**1983** — Marv Levy was released as the club's head coach on January 4th. Dallas Cowboys QBs coach John Mackovic was named the fifth head coach in Kansas City history on February 2nd. The 39-year-old Mackovic became the youngest individual ever to hold that post for the club. The Chiefs held the seventh overall pick in the quarterback-laden '83 NFL Draft and selected QB Todd Blackledge (Penn State). The five other signal-callers selected in the first round that year included John Elway (1st — Baltimore), Jim Kelly (Buffalo — 14th), Tony Eason (New England — 15th), Ken O'Brien (N.Y. Jets — 24th) and Dan Marino (Miami — 27th). LB Bobby Bell became



the first Chiefs player to be inducted into the Pro Football Hall of Fame on July 30th, providing some solace to the franchise which was still mourning the death of RB Joe Delaney.


With Kenney and Blackledge both on the roster, QB Steve Fuller was traded to the L.A. Rams on August 19th. Kenney earned a Pro Bowl berth after racking up a franchise-record 4,348 passing yards, while WR Carlos Carson hauled in 80 passes for 1,351 yards. Despite the team's high-flying aerial game, Mackovic had trouble finding a suitable replacement for Delaney on the ground. The highest scoring contest in franchise history took place as the Chiefs and Seahawks combined for 99 points in a wild, 51-48 OT loss at Seattle (11/27). A meager crowd of 11,377 attended the club's season-ending 48-17 win vs. Denver (12/18), the smallest attendance ever for a Chiefs game at Arrowhead as the club finished at 6-10.



#### JOE DELANEY (1958-1983)

*Tragedy struck the club on June 29, 1983 when Delaney drowned trying to save the lives of three youngsters in Monroe, Louisiana. An overflow crowd that included the Hunt family, prominent members of the Chiefs administration and head coach John Mackovic attended a memorial service held in Delaney's high school gymnasium in Haughton, Louisiana on July 4th. Delaney was posthumously awarded the Presidential Citizen's Medal by Ronald Reagan on July 13th.*

**1984** — Wayne Rudy, the only head trainer the team had ever known, retired and passed the reins to his assistant Dave Kendall in February. Pro Bowl S Gary Barbaro became the most notable Chiefs player to defect to the rival USFL, signing with the New Jersey Generals on February 2nd after sitting out the entire '83 campaign in a contract dispute. All-America NT Bill Maas (Pitt) and T John Alt (Iowa) were both tabbed in the first round of the draft. Maas was named NFL Defensive Rookie of the Year, while Alt eventually became the cornerstone of the club's offensive line later in the decade. Kansas City's defense registered a team-record 11.0 sacks in a 10-6 win vs. Cleveland (9/30), coming 1.0 sack shy of the NFL single-game record. Kenney suffered a broken thumb during the preseason and was sidelined until the season's seventh week. Blackledge opened the first six contests of the season and had the club at 3-3. Kenney returned to the starting lineup at the N.Y. Jets (10/21), but the club dropped four of its first five contests after his return. However, the team rattled off three consecutive wins to conclude the year at 8-8.



#### THE INTERCEPTORS

*S Gary Barbaro's departure and the trade of Pro Bowl CB Gary Green in '84 began a youth movement that produced the most vaunted secondary in team history. CB Kevin Ross (#31), S Deron Cherry (#20), CB Albert Lewis (#29) and S Lloyd Burruss (#34) accounted for a combined 13 Pro Bowl appearances with the Chiefs.*

**1985** — The Chiefs got off to a flying start with a 47-27 win at New Orleans (9/8), while Cherry tied an NFL record by registering four interceptions in a 28-7 win vs. Seattle (9/29) as the club boasted a 3-1 record four games into the season. The club was then confronted with a seven-game losing streak that was not snapped until Blackledge was installed as the starter vs. Indianapolis (11/24). The team rebounded to win three of its final five contests of the season with Blackledge under center, further inflaming a quarterback controversy that continued into the '86 campaign. One of the few remaining bright spots in a disappointing 6-10 season came in the regular season finale vs. San Diego (12/22) when WR Stephone Paige set an NFL record with 309 receiving yards in a 38-34 win, breaking the previous mark of 303 yards set by Jim Benton (Cleveland) in '45. Paige's mark was subsequently surpassed by a 336-yard effort by WR Willie Anderson (L.A. Rams) in '89.

**1986** — LB Willie Lanier was enshrined in the Pro Football Hall of Fame on August 2nd. On the field, the pieces started coming together for Mackovic. His offense displayed plenty of scoring punch, while the club's defense and special teams became increasingly effective. With the team sitting at 3-3, Kenney replaced Blackledge for the second half vs. San Diego (10/19), guiding the club to a 42-41 victory. That win was the first of four consecutive triumphs with Kenney at the helm, the club's longest winning streak since '80. Poised with a 7-3 record after 10 games, three straight losses in November put the Chiefs playoff chances in jeopardy. Two December wins gave Kansas City a 9-6 mark, putting the Chiefs tantalizingly close to their first postseason berth in 15 years.

The defining moment of the '86 campaign came in the regular season finale at Pittsburgh (12/21). Despite being outgained in total yardage by a 515-to-171-yard margin, the Chiefs were able to notch a 24-19 victory as all of the team's points came via special teams on a blocked punt return, a FG, a kickoff return and a blocked FG return. With a 10-6 record the Chiefs earned an AFC Wild Card berth, winning a tiebreaker with Seattle. Kenney was injured in the fourth quarter of the Steelers contest, meaning Blackledge would draw the starting assignment for the club's first playoff contest since '71, a 35-15 loss at the N.Y. Jets (12/28). Little did anyone know at the time that it would be the final contest of the Mackovic era.

**1987** — One of the most tumultuous weeks in franchise history took place following the club's playoff loss vs. the Jets. Assistant head coach and special teams coach Frank Gansz, who had been an integral figure in the club's remarkable '86 campaign, resigned his position on January 7th in order to pursue opportunities as an NFL offensive coordinator. It was announced in an impromptu press conference that Mackovic was relieved of his duties on January 8th. A popular figure among Chiefs players, Gansz was reinstated on January 10th and was named the sixth head coach in franchise history.

QB Len Dawson became the third Chiefs player inducted into the Pro Football Hall of Fame on August 8th, while injuries forced the retirement of the club's all-time leading tackler LB Gary Spani. A duo of rookies made a splash in a 20-13 win on Opening Day vs. San Diego (9/13) as RB Paul Palmer returned a kickoff for a TD and RB Christian Okoye dashed for 105 yards. A 24-day NFLPA strike began on September 22nd. The club's contest vs. Minnesota (9/27) was cancelled before replacement games were conducted the next three weeks. Much like Marv Levy five years earlier, Gansz's grip on the club's coaching reins was crippled by the labor unrest.

The Kansas City replacement squad was constructed primarily of players cut in training camp. One of the few bright spots was RB Jitter Fields, who remained on the active roster following the strike. The Chiefs strike squad received an ominous welcome in Los Angeles when in the early morning hours prior to a contest vs. the Raiders (10/4), an earthquake rattled Southern California. The visibly shaken Chiefs lost a 35-17 decision later that day. The low point of the year came the following week at Miami (10/11) in the first regular season game played at what then was known as Joe Robbie Stadium. Chiefs QB Matt Stevens was injured early in the contest, forcing into duty QB Alex Espinoza, a player who had never taken an NFL snap. The result was a 42-0 Dolphins victory, setting the stage for an 0-3 performance by Kansas City's replacement unit, giving the Chiefs a 1-4 record before the club's regular roster returned at San Diego (10/25). Five straight losses followed, giving the Chiefs a team-record nine-game losing skid. For the only time in team history, five different players started games at quarterback for the club. Behind Kenney, Kansas City won two of its last three games to conclude the strike-shortened 4-11 campaign.

**1988** — The spring was marked by several notable trades as the club jockeyed to improve on its 4-11 finish in '87. Blackledge was traded to Pittsburgh on March 29th and 12-year veteran QB Steve DeBerg was acquired from Tampa Bay on March 31st. The Chiefs moved up one spot in the first round of the draft to select DE Neil Smith (Nebraska) with the third overall pick. Kenney opened the team's initial two games, but was replaced by DeBerg at halftime at Seattle (9/11). In his initial start as a member of the Chiefs, DeBerg guided the team to a 20-13 win vs. Denver (9/18). However, six losses and a tie ensued as Kenney and DeBerg jostled for the QB job. As the season drew to a close, it became apparent the winds of change were blowing across the organization. President Jack Steadman resigned on December 8th, while General Manager Jim Schaaf was relieved of his duties the same day. Steadman was later named Chairman of the Board. On the field, the Chiefs finished the year at 4-11-1 as questions swirled regarding Gansz's future and who would fill the club's leadership void. Those winds of change became a full-fledged gale one day after the season's conclusion when former Philadelphia Eagles and USFL executive Carl Peterson was named the club's President/General Manager and Chief Operating Officer on December 19th.

#### **A RETURN TO PROMINENCE: CARL PETERSON AND MARTYBALL**

**1989** — After compiling an 8-22-1 record in two seasons, Gansz was relieved of his duties as head coach on January 5th. Peterson's selection as Gansz's successor was former Cleveland Head Coach Marty Schottenheimer, who was named the seventh head coach in Chiefs history on January 24th. The first draft choice of the Peterson era set the tone

for the next decade as the club selected Hall of Fame LB Derrick Thomas (Alabama) with the fourth overall selection. Thomas paired with Smith to form one of the most feared pass-rushing duos in NFL history, compiling a combined 212.5 sacks during their illustrious Chiefs careers. The Peterson-Schottenheimer era got off to an inauspicious start in a 34-20 loss at Denver (9/10) as DeBerg's first pass attempt was intercepted and returned for a TD. The club won just four times in its next 10 games as former Eagles QB Ron Jaworski and QB Steve Pelluer, who was acquired in a trade from Dallas, each opened three games apiece during that span. DeBerg regained the starting job for the final five weeks of the season, generating four wins that put the Chiefs just out of postseason qualification at 8-7-1. A 34-0 shutout win vs. Houston (11/26) highlighted the club's stretch run. RB Christian Okoye became the first Chiefs player to lead the NFL in rushing with 1,480 yards, while Thomas won consensus NFL Rookie of the Year honors.

**1990** — The foundation for the club's formidable offensive line of the '90s gathered two key ingredients when C Tim Grunhard (Notre Dame) and G Dave Szott (Penn State) were acquired in the draft. Construction began on the club's indoor practice facility at the Truman Sports Complex, giving the Chiefs an 80-yard indoor field and weight room facilities upon its completion. DT Buck Buchanan was inducted into the Pro Football Hall of Fame on August 4th. The Chiefs made their initial overseas appearance, losing a 19-3 American Bowl decision vs. the L.A. Rams at Olympic Stadium in Berlin, Germany (8/11). Schottenheimer's club got out of the starting gate quickly, winning three of its first four games. The club then struggled, splitting its next six contests.

Free agent RB Barry Word produced a 200-yard rushing outburst in a 43-24 victory vs. Detroit (10/14), becoming the first player in team history to top the 200-yard plateau. Kansas City led the NFL with a franchise-record 60.0 sacks, including a team-record 20.0 by LB Derrick Thomas. Thomas established an NFL single-game record with 7.0 sacks in an inspiring Veterans Day performance vs. Seattle (11/11), a game the Seahawks miraculously won, 17-16, on a last-second, 25-yard TD pass to WR Paul Skansi by future Chiefs QB Dave Krieg. That loss brought on the furious stretch run which saw the club record victories in six of its last seven outings. Behind DeBerg's offensive leadership (23 TD passes with just four INTs) Kansas City finished the year with a franchise-best +26 turnover differential. The Chiefs clinched their first postseason berth since '86 with a 24-21 win at San Diego (12/23) and finished the year at 11-5, marking the franchise's best finish since '69.

**1991** — The Chiefs suffered a heart-breaking, 17-16 loss at Miami (1/5) in an AFC Wild Card Game as K Nick Lowery's potential game-winning 52-yard FG fell short with 0:56 remaining. On July 27th, K Jan Stenerud became the first pure placekicker to be inducted into the Pro Football Hall of Fame. The Chiefs became members of Wisconsin's "Cheese League," moving their training camp to the University of Wisconsin - River Falls after spending the previous 28 summers at William Jewell College in Liberty, Mo. The club's 14-3 win vs. Atlanta (9/1) on Opening Day initiated the 141-game sellout streak at Arrowhead that carried into the 2008 campaign. The Chiefs were featured on Monday Night Football three times, including a 33-6 victory over the defending AFC Champion Buffalo Bills before a raucous crowd of 76,120 fans at Arrowhead (10/7), marking the club's first home MNF contest in eight years. The club finished the regular season at 10-6,

marking the first time since '68-69 that the franchise had qualified for the playoffs in consecutive seasons. A 27-21 victory at the L.A. Raiders (12/22) in the regular season finale gave the Chiefs the right to host the Silver and Black just six days later in the inaugural postseason game in Arrowhead's history. Thanks to six takeaways, the Chiefs registered their first postseason victory since Super Bowl IV with a 10-6 win in an AFC Wild Card Game vs. the L.A. Raiders (12/28).

**1992** — The Chiefs lost a 37-14 decision at Buffalo (1/5) in an AFC Divisional Playoff matchup as the Bills dynamic offense proved to be too much for the Chiefs. A longtime nemesis with Seattle, "Plan B" free agent QB Dave Krieg was signed as the club's starter on March 19th. A melancholy offseason awaited the Chiefs, who mourned the passing of Player Personnel Director Whitey Dovell on May 11th and Hall of Fame DT Buck Buchanan on July 16th. Both Dovell and Buchanan lost courageous battles with cancer. Six-time Pro Bowl S Deron Cherry who originally joined the club as a free agent punter, announced his retirement in July after registering 50 interceptions in 11 seasons with the franchise. The Chiefs retired the jerseys of Buchanan (86), LB Willie Lanier (63) and K Jan Stenerud (3) in a ceremony prior to a preseason contest vs. Buffalo (8/24).

First-round draft pick CB Dale Carter (Tennessee) won the Bert Bell Trophy as the NFL's Rookie of the Year. The very first time Carter touched the ball in an NFL contest, he registered a 46-yard punt return TD in a 24-10 win at San Diego (9/6). RB Christian Okoye surpassed RB Ed Podolak as the all-time leading rusher in team history vs. Seattle (9/13). Injuries eventually made the '92 campaign Okoye's last with the Chiefs after he compiled 4,897 rushing yards with the franchise. The club got off to a 3-1 start, but was faced with a 4-4 record at the season's midpoint. Despite four consecutive victories, the club's postseason hopes still came down to the season's final contest. Owning a 9-6 record and needing one more victory to secure a playoff berth, the Chiefs defense tallied three TDs, while Krieg tossed a pair of scoring passes as Kansas City claimed a 42-20 win vs. Denver (12/27) to finish the season with a 10-6 record.

**1993** — The Chiefs made a quick exit from the playoffs as Krieg was sacked 7.0 times in a 17-0 AFC Wild Card loss at San Diego (1/2). The Chiefs spent the off-season installing the "West Coast" offense under the direction of new offensive coordinator Paul Hackett, who at one time served as QBs coach to Joe Montana in San Francisco. On April 20th, the Chiefs traded for Montana, who directed the 49ers to four Super Bowl victories. G Will Shields (Nebraska) was selected with the club's third-round draft choice, rounding out the "law firm" of Grunhard, Szott and Shields which anchored the interior of Chiefs offensive line for most of the decade. On June 9th the club signed another future Canton enshrinee, inking unrestricted free agent RB Marcus Allen, who had spent 11 seasons tormenting the Chiefs as a member of the Raiders. Montana and Allen made their debuts in a 27-3 win at Tampa Bay (9/5), marking Montana's first Opening Day appearance since '90. Shields initiated a franchise-record streak of 223 consecutive starts the following week at Houston (9/12). Thanks to a pair of Monday Night Football wins at Arrowhead, the club owned a 6-2 midseason mark. Before taking the field in a Sunday night contest at Minnesota (12/26), the team learned it had clinched its first AFC West title since '71 thanks to a Raiders loss earlier in the day. The team

finished the season with an 11-5 regular season record, marking the club's fourth consecutive year with a double-digit victory tally. LB Derrick Thomas was named the NFL's Man of the Year following the season. Thomas, who founded "The Third and Long Foundation," received the honor in large part due to his efforts in promoting children's literacy.

**1994** — Kansas City got its first true taste of "Montana Magic" as the Hall of Fame passer engineered a brilliant comeback in a 27-24 OT win in an AFC Wild Card thriller vs. Pittsburgh (1/8). Next up was a red-hot Oilers squad that had won 11 straight games to conclude the regular season. Heavily-favored Houston opened up a 13-7 lead in the fourth quarter, but once again, Montana had a comeback in mind, guiding the club to a 28-20 victory at Houston (1/16). The Chiefs playoff journey ended in their initial AFC Championship Game appearance at Buffalo (1/23). Montana was knocked out of the contest early in the second half as Buffalo claimed its fourth straight AFC title by a score of 30-13.

While the previous off-season saw the Chiefs stockpile several key free agents, a number of familiar faces departed following the '93 season, most notably CBs Albert Lewis (Raiders) and Kevin Ross (Falcons), as well as K Nick Lowery (Jets). QB Steve Bono was acquired in a trade with San Francisco on May 2nd to serve as Montana's backup. The most dramatic change in Arrowhead's appearance occurred as a grass playing field was also installed, replacing the previous AstroTurf surface. The club made its second American Bowl appearance, meeting Minnesota in Tokyo, Japan (8/7).

The Chiefs home opener was one of the most ballyhooed regular season contests in team history as Montana made his only career appearance vs. San Francisco (9/11). The Chiefs prevailed over the 49ers and Montana's replacement, QB Steve Young, by a 24-17 count before a crowd of 79,907, the second-largest "in-house" attendance in Arrowhead history. After starting the season 3-0, the Chiefs dropped back-to-back games before snapping an 11-game losing streak at Denver's Mile High Stadium (10/17) in a memorable Monday night contest. Montana orchestrated a masterful comeback, connecting with WR Willie Davis for a five-yard TD with 0:08 remaining to give the Chiefs a 31-28 triumph. A late-season, three-game losing skid put the club's playoff hopes in jeopardy. The Chiefs found themselves at 8-7 faced with a do-or-die regular season finale vs. the L.A. Raiders (12/24) in the final NFL contest ever played at the L.A. Coliseum. Allen had his finest game in a Chiefs uniform, rushing 33 times for 132 yards en route to a 19-9 win. At 9-7, Kansas City qualified for the playoffs for a fifth straight season. However, the Chiefs made a rapid departure from the playoffs in Montana's final professional contest at Miami (12/31). Montana and Dolphins QB Dan Marino conducted a masterful first-half duel that ended deadlocked at 17-17, but Miami eventually prevailed by a 27-17 count.

**1995** — Montana announced his retirement from football after 16 years in the NFL on April 18th and Bono was promoted to the starting job. Immediately, so-called media experts predicted much gloom and doom for the '95 Chiefs, leading Schottenheimer to quip during training camp that his club had been picked "sixth in a five-team division." Led by Bono, who merited a Pro Bowl berth, Kansas City posted an NFL-best 13-3 record with

unblemished 8-0 marks in the AFC West and at Arrowhead. The Chiefs led the NFL in rushing offense (138.9 ypg), scoring defense (15.1 ppg) and turnover ratio (+12). A 24-3 win at Arizona (10/1) featured a surreal 76-yard TD run on a bootleg by Bono as the Chiefs initiated a seven-game winning streak, the franchise's longest since '69. In a Monday Night Football classic vs. San Diego (10/9), WR Tamarick Vanover returned a punt for an 86-yard TD to provide the winning points in a 29-23 victory, the team's third straight home win in overtime. The club's defense began to flex its muscle, beginning with a 21-7 win at Denver (10/22). The contest, played in a Rocky Mountain snowstorm, featured the 100th rushing TD of Marcus Allen's career. The Chiefs won a home game for the third time on a last-second return score that concluded in Arrowhead's west end zone when CB Mark Collins scooped up a fumble for a 20-13 win vs. Houston (11/19). Kansas City clinched a division title with a 29-23 victory at Oakland (12/3) en route to a 13-3 regular season record and a team-record sixth consecutive postseason berth. The Chiefs were represented by seven players in the Pro Bowl, more than any other AFC team.



#### HALLELUJAH CORNER

*The term "Hallelujah Corner" was coined in '95 after Kansas City won three separate contests via return scores culminating in Arrowhead's west end zone. The first of those hallowed victories was a 23-17 OT decision vs. Oakland (9/17) that culminated when CB James Hasty returned an interception for a 64-yard TD, prompting head coach Marty Schottenheimer to plant a celebratory postgame kiss on the cornerback.*

**1996** — The Chiefs dropped an AFC Divisional Playoff Game vs. Indianapolis (1/7) on a blustery afternoon with the temperature at 11 degrees and a wind chill of -9. Three INTs and a trio of missed FGs contributed to the 10-7 loss at Arrowhead. The Chiefs entered the '96 campaign with essentially the same lineup as the club boasted in '95 and were featured on the cover of *Sports Illustrated* along with Green Bay as preseason Super Bowl favorites. Kansas City made its third American Bowl appearance, this time vs. Dallas in Monterrey, Mexico (8/5). The club started the season with a 4-0 record for the first time in team history, but the season's lofty expectations came crashing down as the squad lost three of its next four games. A three-game winning streak, including a victory over the eventual Super Bowl champion Green Bay Packers, put the club back in postseason contention at 8-3.

That rosy picture quickly crumbled in a 28-14 loss vs. San Diego (11/24) as Bono was relieved in the second half by QB Rich Gannon. Gannon assumed the starting reins for a 28-24 win in a Thanksgiving Day game at Detroit (11/28) as Allen registered his 111th career rushing TD to surpass Walter Payton as the NFL's all-time leader in that department at that time. Needing just one more win to qualify for the playoffs, the Chiefs dropped their next two games as an injury-hampered Gannon was sidelined for good in the second quarter of a 24-19 loss vs. Indianapolis (12/15). Faced with a must-win situation in a frigid regular season finale at Buffalo (12/22), the club's postseason hopes hinged on Bono. Despite a 20-9 loss to the Bills, the Chiefs still had a shot to slip into the playoffs if Atlanta could secure a win at Jacksonville. However, Atlanta K Morten Andersen's 30-yard FG attempt went wide left with 0:04 remaining, preserving a 19-17 win and the AFC's final Wild Card spot for the Jaguars, who won a tiebreaker with Kansas City. The Chiefs finished with a 9-7 record, missing

the postseason for the first time since '89.

**1997** — Kansas City dramatically retooled its roster in '97, beginning with free agent QB Elvis Grbac, who signed with the club on March 17th. In addition to Grbac, the Chiefs lineup featured 11 new starters, including WR Andre Rison, who won team MVP honors after becoming the club's first Pro Bowl receiver in a decade. On defense, the club's top four picks from the '96 Draft, S Jerome Woods, S Reggie Tongue, DE John Browning and LB Donnie Edwards, all emerged as starters. T John Alt announced his retirement at training camp in River Falls, Wis., on July 21st. All the new faces quickly formed a cohesive unit as the Chiefs posted a 13-3 record, an 8-0 Arrowhead mark and their second AFC West title in three years. The club engineered several dramatic finishes, the first of which came

in a Monday Night Football thriller at Oakland (9/8) when Grbac connected with Rison on an improbable 32-yard TD pass with just 0:03 remaining to cap a 28-27 win. Six days later, Kansas City's defense produced a remarkable goal-line stand to preserve a 22-16 victory at Arrowhead vs. Buffalo (9/14).

After posting a 6-2 record during the season's first half, Kansas City's good fortune appeared to run out vs. Pittsburgh (11/3) when Grbac suffered a broken clavicle. However, Gannon led the team to a 5-1 mark in their next six outings.

K Pete Stoyanovich provided one of the year's most memorable moments, connecting on a line-drive 54-yard FG as time expired to give Kansas City a 24-22 win vs. Denver (11/16). San Francisco entered Arrowhead boasting an 11-game winning streak and departed after suffering a 44-9 defeat (11/30), while the Chiefs vaunted defensive unit pitched a 30-0 shutout vs. Oakland (12/7). The Chiefs led the NFL in scoring defense, allowing a mere 14.5 points per game. The 232 total points permitted by the Chiefs in '97 were the lowest tally ever allowed in a 16-game season in team history. Kansas City also broke a 63-year-old mark owned by the '34 Detroit Lions by not permitting a second-half TD in 10 consecutive games. Grbac returned for the regular season finale vs. New Orleans (12/21) as the squad finished the year with six consecutive victories, a first in team history.

**1998** — The two teams with the AFC's top records squared off when Denver (12-4) visited Kansas City (13-3) for an AFC Divisional Playoff Game (1/4). Grbac started the contest for Kansas City and despite holding an edge in total yardage, the Chiefs could not convert on several key scoring opportunities, dropping a 14-10 decision to their division foe. On April 9th, RB Marcus Allen announced his retirement, concluding a brilliant 16-year NFL career. A whirlwind preseason saw the Chiefs play another American Bowl contest, this time vs. Green Bay in Tokyo, Japan (8/1), as well as a preseason game vs. Tampa Bay in Norman, Okla. (8/8).

A '98 campaign which began with much promise had its high hopes dashed as the Chiefs suffered several




major injuries beginning in a season-opening victory vs. Oakland (9/6) that featured 6.0 sacks from LB Derrick Thomas. Grbac was lost for four games due to a shoulder injury, while All-Pro G Dave Szott's year came to an end with a biceps tear. In total, 11 different starters missed a total of 45 games due to injuries. Gannon led the team to a 4-1 start that included a water-logged, 17-6 Sunday night win vs. Seattle (10/4), a contest that was delayed for 54 minutes due to torrential rains. However, the club would never recover from an ensuing six-game losing streak, the longest of Schottenheimer's tenure. The low point of that stretch came in a penalty-marred 30-7 loss vs. Denver (11/16) on Monday Night Football. The club was hampered by crucial penalties throughout the season, setting dubious NFL records for penalties (158) and penalty yardage (1,304). Despite registering wins in three of the season's final five games, the club finished the year at 7-9, snapping a string of nine consecutive winning seasons.

#### GUN'S RUN & A FALLEN HERO

**1999** — On January 11th, Head Coach Marty Schottenheimer announced his retirement after 10 seasons. His 101-58-1 (.634) record gave him the best winning percentage of any coach in franchise history. During his tenure, the Chiefs captured three AFC West titles and qualified for the playoffs seven times. Schottenheimer also produced a remarkable 18-3 (.857) record against the Raiders. Gunther Cunningham was appointed the eighth head coach in franchise history on January 22nd. During his four seasons ('95-98) as the Chiefs defensive coordinator, Kansas City's defense allowed a league-low 16.4 points per game. Cunningham produced a 9-7 record, the best mark of any rookie head coach in franchise history and the best mark of any first-year head coach in '99. The club became the sixth team in NFL history to record 100 regular season wins in a decade with a 16-10 triumph at Denver (12/5). Only Buffalo (103-57) finished the decade with a better record than Kansas City's 102-58 mark. Under Cunningham, Kansas City led the NFL with a +21 turnover ratio and won the NFL's turnover triple crown in the '90s with a remarkable +128 turnover ratio, a league-high 365 takeaways and an NFL-low 237 giveaways. The Chiefs also recorded 11 return TDs on the season, including a franchise-best nine on defense. The Chiefs ran the ball more times (521) than any other team in the league and ranked fourth in the NFL in rushing (130.1 ypg). After a three-game midseason losing streak put the club at 5-5 and on the brink of playoff elimination, the team rallied for a four-game winning string, setting up a make-or-break game in the regular season finale vs. Oakland.

**2000** — The Chiefs needed a win vs. Oakland at Arrowhead (1/2) in the regular season finale to seal the AFC West title, while a loss would mean postseason elimination. Kansas City leapt out to a 17-0 lead, but a blocked punt turned the momentum in the game which was eventually won by Oakland 41-38 in OT. That loss



#### DERRICK VINCENT THOMAS (1967-2000)

On January 23, 2000 nine-time Pro Bowl LB Derrick Thomas was seriously injured in a one-vehicle accident just east of the Kansas City International Airport on I-435. Ten other individuals were killed in a separate, 24-vehicle accident that same day just north of KCI on I-29. Thomas was moved to Jackson Memorial Hospital in his hometown of Miami the following day. Although confined to a wheelchair, Thomas had made substantial progress and was in good spirits when he was visited by Chiefs President Carl Peterson in Miami on February 7th. The next day, Thomas' condition took a shocking turn and at 10:10 AM (ET) on February 8th, he was pronounced dead after suffering cardiac arrest. February 11th was declared "Derrick Thomas Red Friday" in Kansas City and on February 14th nearly 23,000 mourners paid their final respects to their fallen hero at Arrowhead Stadium, where Thomas' body lay in state and a B-2 Stealth bomber from Whiteman Air Force Base flew over at 12:01 PM. On February 15th at Kemper Arena, over 6,000 individuals attended a public memorial service for Thomas. On February 19th, Derrick Vincent Thomas was buried in Miami following a memorial service at the Mt. Calvary Church. On March 4th, Peterson announced at the annual 101 Banquet that at the suggestion of Clark Hunt, the Chiefs Most Valuable Player Award would hence be known as the Derrick Thomas Award. Thomas was honored prior to the club's 2000 season opener vs. Indianapolis (9/3). A member of the Pro Football Hall of Fame's Class of 2009, Thomas also had his #58 officially retired by the Chiefs in 2009.

provided an ominous start to a year which turned tragic on January 23rd when nine-time Pro Bowl LB Derrick Thomas was seriously injured in an auto accident.

Despite an 0-2 start, Kansas City bounced back to win its next three contests. Despite trailing 22-14 midway through the fourth quarter, Cunningham's squad rallied for a 23-22 victory at Denver (9/24), giving the Chiefs a win in their final visit to Mile High Stadium. The Chiefs faced Seattle (10/2) in a Monday Night Football contest which was simulcast to 4,391 fans in Kauffman Stadium. The 82,893 fans assembled at Arrowhead and Kauffman Stadiums marked the largest on-site attendance figure in team history. The 24-17 win against the Seahawks marked Kansas City's third victory in a row.

The club's early-season success was also highlighted by a 54-34 win over the defending Super Bowl champion St. Louis (10/22), a contest which featured the most points ever scored at Arrowhead. Combined with a 24-19 victory at Seattle (10/29) in a game played at Husky Stadium, the Chiefs record stood at 5-3 at the season's midway point.

However, a stretch of five road games over a six-week span took its toll on the club as the Chiefs dropped five straight contests to fall out of playoff contention, finishing the year at 7-9.

#### THE VERMEIL YEARS

**2001** — After compiling a 16-16 record in two seasons, Cunningham was relieved of his duties on January 5th. Dick Vermeil, who guided St. Louis to a win in Super Bowl XXXIV following the '99 season, was named the ninth head coach in franchise history on January 12th. On April 20th, the club acquired QB Trent Green in a trade with St. Louis and also signed unrestricted free agent RB Priest Holmes.



## SEPTEMBER 11TH

On September 11, 2001 Americans watched with horror as terrorist attacks shocked the nation. Commissioner Paul Tagliabue suspended play for the weekend of September 16th. The Chiefs game at Seattle scheduled for that date was postponed until January 6th. The NFL made a patriotic return in Kansas City when the Chiefs hosted the N.Y. Giants (9/23). Tagliabue delivered a pregame address to the Arrowhead crowd, which greeted the Giants with a rousing ovation. Via a fireman's boot collection that was matched by the Chiefs and the Hunt family, a total donation of \$451,413.88 was raised for relief efforts in New York City, an amount believed to be the largest single-day outpouring of spontaneous support by a group of fans and a pro sports team.



The initial regular season victory of the Vermeil era came in convincing fashion at Washington (9/30) when the Chiefs defeated their former head coach Marty Schottenheimer and the Redskins by a 45-13 margin. Although the club finished its initial campaign under Vermeil at 6-10, the team began to take shape down the stretch, winning three of its final four games. Holmes provided a spark to the offense, becoming just the second player in franchise history to lead the NFL in rushing, amassing 1,555 yards to break Christian Okoye's previous single-season record of 1,480.

The initial regular season victory of the Vermeil era came in convincing fashion at Washington (9/30) when the Chiefs defeated their former head coach Marty Schottenheimer and the Redskins by a 45-13 margin. Although the club finished its initial campaign under Vermeil at 6-10, the team began to take shape down the stretch, winning three of its final four games. Holmes provided a spark to the offense, becoming just the second player in franchise history to lead the NFL in rushing, amassing 1,555 yards to break Christian Okoye's previous single-season record of 1,480.

**2002** — The club initiated a season-long series to commemorate the franchise's 40th Anniversary Season in Kansas City in 2002. On April 15th, the Chiefs Honor Grove of over 40 stately Giant Redwoods was established in the southeast corner of the Truman Sports Complex to epitomize the deep and lasting roots the organization has developed in Mid-America. Hunt's inspiration for the honor grove was a quote from Vikings QB Joe Kapp, who was knocked out of Super Bowl IV. "The Chiefs defensive line was very active and looked like a Redwood Forest," Kapp said after the game. On April 25th, members of the Chiefs coaches, players, staff and cheerleaders visited numerous locations throughout the greater Kansas City community, thanking them for their support of the franchise.

In a season filled with wild comebacks and fantastic finishes, the Chiefs pulled out a remarkable 40-39 Opening Day win at Cleveland (9/8). Starting with that contest, virtually every game was a nail-biter with all but one of the club's eight losses being decided by seven points or less. But despite leading the NFL in scoring for the first time in team history with 467 points and setting a franchise record with 6,000 yards of total offense, the club finished 8-8 to miss the postseason in Vermeil's second season. The team remained in playoff contention until the season's final game thanks to its explosive offense that broke nine team records. The Chiefs also set NFL records by fumbling just seven times and losing just two of those loose balls. Holmes continued the torrid pace he began in 2001, earning NFL Offensive Player of the Year honors from the AP and surpassing his own team record with 1,615 rushing yards. The club's special teams were bolstered by WR Dante Hall, who produced three kick returns for TDs and became the first Chiefs return man to earn a Pro Bowl berth since J.T. Smith following the '80 season.

**2003** — Hank Stram and RB Marcus Allen were enshrined in the Pro Football Hall of Fame on August 2nd. "Voice of the Chiefs" Mitch Holthus broadcast his 151st game as the club's play-by-play announcer at Houston (9/21), breaking Kevin Harlan's previous record (150). The Chiefs started the regular season with a 9-0 record for the first time in team history, becoming just the ninth team since the AFL-NFL merger to accomplish that feat. That hot start to the season was sparked by Hall, who tied an NFL single-season record by registering four kick return TDs over that span. Hall also became the first player in league annals to accomplish that feat in four consecutive games. The Chiefs overcame a 17-point fourth-quarter deficit for the first time in team history, pulling out an improbable 40-34 OT win at Green Bay (10/12). Kansas City's winning streak came to an end in a 24-19 loss at Cincinnati (11/16).

The Chiefs clinched their first AFC West title since '97 with a 45-17 win vs. Detroit (12/14) as QB Trent Green became the first player in team history to register a "perfect" 158.3 passer rating in a game. Kansas City concluded its 13-3 regular season with a 31-3 victory vs. Chicago (12/28), marking a perfect 8-0 record at home and the club's 13th consecutive regular season victory at Arrowhead Stadium. In that win, Holmes set a trio of TD records. He finished the season with 27 rushing scores, establishing NFL single-season records for both rushing TDs and total TDs. Holmes (61) also bypassed WR Otis Taylor (60) for the most career TDs scored by a player in Chiefs history. The Chiefs five-game improvement in the win column from the previous season tied as the best mark in franchise history. Kansas City became the first AFC team to lead the NFL in scoring in consecutive seasons since San Diego in '81-82 as the club produced a franchise-best 484 points. The team also led the NFL with a +19 turnover differential. Nine Chiefs players received Pro Bowl recognition, the fourth-highest total in team history, while the club's six offensive Pro Bowlers marked the most in club annals.

**2004** — The Chiefs hosted an AFC Divisional Playoff Game vs. Indianapolis (1/11) in which neither team was forced to punt. Sensational performances by Holmes (176 rushing yards, two TDs) and Hall (208 kickoff return yards, 1 TD) weren't enough as the Colts recorded a 38-31 victory. Defensive Coordinator Greg Robinson resigned on January 13th. Vermeil agreed to a two-year contract extension on January 16th. On January 20th, Vermeil hired Gunther Cunningham, who returned to Kansas City as the club's defensive coordinator. On January 30th, G Will Shields was named the Walter Payton NFL Man of the Year.

The Chiefs got into the victory column with a 27-24 win on Monday Night Football at Baltimore (10/4) after an 0-3 start quickly dampened the club's high expectations. Kansas City's offensive line emerged as one of the NFL's finest units, producing a trio of Pro Bowl performers in Shields, T Willie Roaf and G Brian Waters. Thanks to that offensive front, the Chiefs registered an NFL-record eight rushing TDs in a 56-10 win vs. Atlanta (10/24). The following week Kansas City continued its offensive onslaught with a convincing 45-35 victory vs. Indianapolis (10/31), snapping a seven-game losing streak to the

Colts. After surpassing RB Christian Okoye as the all-time leading rusher in franchise history vs. Houston (9/26), Holmes' year came to an abrupt halt when he suffered a season-ending knee injury at Tampa Bay (11/7).

A four-game winning streak in December included a wild 49-38 Monday Night Football road triumph at Tennessee (12/13). That late-season surge was sparked by second-year RB Larry Johnson who accounted for 11 TDs and produced three straight 100-yard rushing efforts in the season's final six contests. Offensively, the Chiefs established a league record with 398 first downs. Kansas City also led the NFL in total offense for the first time in franchise history, averaging 418.4 yards per game. That offense was triggered by Green, who set single-season team marks for passing yards (4,591) and 300-yard games (8). The Chiefs were also the first team in NFL history to have three different RBs boast a 150-yard rushing game in the same season — Holmes, Johnson and Derrick Blaylock. Defensively, fourth-round draft choice DE Jared Allen provided a bright spot with 9.0 sacks, the second-highest total by a rookie in team history.

**2005** — TE Tony Gonzalez earned his sixth consecutive Pro Bowl berth and finished the season with a flourish, setting a single-game franchise record with a 14-catch performance in the regular season finale at San Diego (1/2). Gonzalez led the league in receptions (102), the highest total ever amassed by a member of the Chiefs. Despite Gonzalez's record-setting performance, a 24-17 loss to the Chargers brought a disappointing 7-9 campaign to a close.

A daunting early-season 2005 schedule featured a pair of prime-time road contests in the season's first four weeks. Kansas City finished that stretch at 2-2 after claiming a 27-7 home win vs. the N.Y. Jets (9/11) and winning a 23-17 decision at Oakland (9/18). However, the club would suffer a 30-10 loss at Denver (10/26) and was handed a 37-31 loss vs. Philadelphia (10/2) as the Eagles erased an 18-point Chiefs lead.

Hurricane Wilma forced the Chiefs to play their first regular season Friday night game since '64 as a game originally slated for October 23rd was hastily rescheduled. Kansas City actually flew to Miami on the day of the game and defeated the Dolphins by a 30-20 margin. Two weeks later, trailing by three points with only five seconds left and the ball on the one-yard line, Head Coach Dick Vermeil eschewed a potential game-tying FG attempt and went for broke, putting the game in the hands of RB Larry Johnson vs. Oakland (11/6). Johnson burst into the end zone to give the Chiefs a memorable 27-23 win as Kansas City's record stood at 5-3 at the season's midway point.

The Raiders contest marked the initial start of the season for Johnson, who opened the final nine games of the year in place of RB Priest Holmes, who was lost for the year following a head/neck injury at San Diego (10/30). Johnson topped the 100-yard barrier in the season's final nine contests and finished the season with 1,750 rushing yards, a franchise record at the time.

Shields continued his assault on the record book, as well. The club's contest at Buffalo (11/13) marked the 200th consecutive start of Shields' career, making him just the fourth player since the AFL-NFL merger to accomplish such a feat. In addition to pushing his string of consecutive starts to 207 games by season's end, he was also rewarded with his 11th consecutive Pro Bowl berth, extending another franchise record.

A three-game late-season winning streak boosted the club's postseason hopes, beginning with a 45-17 win at

Houston (11/20). Johnson established a franchise record of his own with 211 rushing yards against the Texans en route to earning his initial Pro Bowl berth. Kansas City then registered convincing home victories against a pair of playoff-bound teams with wins vs. New England (11/27) and vs. Denver (12/4), putting the club at 8-4 with four games remaining. However, a pair of road losses put the club's postseason hopes in peril. A 20-7 win in a Christmas Eve quagmire vs. San Diego (12/24) meant the club would need a win in its regular season finale and some help in order to qualify for the AFC playoff field.

### A FAREWELL TO THE FOUNDER

**2006** — After registering a convincing 37-3 win vs. Cincinnati in the club's first-ever regular season New Year's Day contest, the winds of change blew into Kansas City. Head Coach Dick Vermeil publicly announced his retirement following the win over the Bengals, ending season-long speculation about his future. Kansas City finished the season at 10-6, becoming just the fourth team since '90 to miss the postseason with a double-digit victory total.

Vermeil conducted a final farewell press conference on January 3rd. He concluded his five-year run as Kansas City's head coach with a 44-36 (.550) record, giving him the third-highest victory tally in team history. Under his guidance, the Chiefs established 34 single-season team records and 14 single-game team records, leading the NFL in total offense by averaging 380.9 yards per game from 2001-05.

On January 9th, Herm Edwards was appointed the 10th head coach in franchise history. Edwards returned to Kansas City after serving as both a scout and an assistant coach with the Chiefs during the '90s. He rejoined the Chiefs organization after a five-year stint as head coach of the N.Y. Jets, leading that franchise to five postseason game appearances. He initially left the Chiefs to serve with former Kansas City assistant coach Tony Dungy in Tampa Bay, where that duo helped restore the Buccaneers franchise to NFL prominence.

On January 24th, the Chiefs and Royals both signed 25-year leases with Jackson County officials to keep both clubs at the Truman Sports Complex. On April 4th, Jackson County voters approved a 3/8 cent tax measure that was anticipated to raise \$425 million in improvements to the Sports Complex, including \$212.5 million for Arrowhead while the State of Missouri contributed \$37.5 million. Those renovation plans also included a new practice facility and office complex for the Chiefs, thanks to contributions from the Hunt family.

The Edwards era got off to an inauspicious start on Opening Day vs. Cincinnati (9/10). QB Trent Green suffered a severe head trauma in the third quarter when he scrambled and went into a hook slide. Bengals DE Robert Geathers delivered a blow to the Chiefs signal caller, whose head violently bounced off the turf. Green lay motionless on the field for several minutes before he was taken to a local hospital. The Chiefs would lose the contest by a 23-10 count.

For the first time since 2000, a quarterback other than Green started a contest for Kansas City as backup QB Damon Huard served as field general the following week at Denver (9/17). Kansas City would drop a tough 9-6 OT decision to the Broncos as the club fell to 0-2.

After an early bye week, Kansas City got its initial victory of the Edwards era in convincing fashion with a 41-0 win at Arrowhead vs. San Francisco (10/1). Huard guided the club to a 23-20 comeback win the following week at

Arizona (10/8), but a 45-7 drubbing at Pittsburgh (10/15) left the club's record at 2-3 entering a pivotal two-game homestand.

K Lawrence Tynes drilled a game-winning 53-yard FG to give Kansas City a 30-27 victory vs. San Diego (10/22). That triumph sparked a three-game winning streak to put the club's record at 5-3 at the season's halfway point.

Huard compiled a 5-3 record as a starter in Green's absence, throwing 10 TDs and just one INT over that eight-game span. After several weeks of practice and countless medical tests, Green finally made his return to the lineup in a 17-13 home win vs. Oakland (11/19) in what would be the final game witnessed in person by Founder Lamar Hunt, who was admitted to Presbyterian Hospital in Dallas on November 22nd.

Hunt had long lobbied the NFL for a third game on Thanksgiving and those persistent efforts were rewarded as the fifth-largest paid crowd in Arrowhead history (79,484) packed the stadium for a holiday spectacle. Kansas City won its second contest at Arrowhead in five days as the Chiefs defense turned in a masterful performance in a 19-10 primetime win vs. Denver (11/23), a contest that also marked the initial live game telecast by the NFL Network.

Owning a 7-4 record, Kansas City appeared poised to make a serious run at the postseason, but a three-game losing streak that began with an unlikely 31-28 OT loss at Cleveland (12/3) put those hopes in serious jeopardy. The month of December proved particularly gloomy for the Chiefs as the health of the franchise's patriarch steadily declined.

After originally being diagnosed with prostrate cancer in '98, Hunt quietly and bravely underwent many treatments and surgeries in the ensuing years without complaint. On December 13th, he peacefully passed



#### **REMEMBERING OUR FOUNDER**

*On December 19, 2006 over 2,500 individuals gathered at the Community of Christ Auditorium in Independence, Missouri to pay their final respects to Chiefs Founder Lamar Hunt. Pastor Paul Brooks presided over a two-hour service that was attended by the entire Chiefs team and administrative staff, as well as countless dignitaries and fans. Three of the Hunt children – Clark (above), Daniel and Sharron Munson – shared remembrances of their father, while Lamar Hunt, Jr. paid a special musical tribute to the patriarch of the Chiefs family. Other eulogists included Carl Peterson, Rev. Emanuel Cleaver, Len Dawson, Bobby Bell, Willie Lanier, Trent Green and head coach Herm Edwards. Four former Chiefs head coaches were also in attendance – Dick Vermeil, Gunther Cunningham, Marty Schottenheimer and Paul Wiggins. A moving video tribute celebrating Hunt's vibrant life was also shown during the ceremony.*

away in Dallas, surrounded by his family. Memorial services celebrating the life of Hunt were conducted on the SMU campus in Dallas on December 16th and at the Community of Christ Auditorium in Independence, Mo., on December 19th.

A mourning team would return to the field the following Sunday and capture a 20-9 win at Oakland (12/23) to keep the Chiefs playoff hopes afloat entering the regular season finale vs. Jacksonville (12/31). The Chiefs prevailed by a 35-30 count against the Jaguars as RB Larry Johnson established an NFL record with 416 rushing attempts on the season and broke his own franchise single-season record with 1,789 rushing yards. After Cincinnati and Tennessee lost earlier in the day, the Chiefs officially got their ticket to the postseason punched when San Francisco won an unlikely 26-23 OT decision at Denver (12/31).

**2007** — The Chiefs made their first postseason appearance on the road since '94 in an AFC Wild Card Game at Indianapolis (1/6). Despite enjoying the support of a throng of Kansas City fans who made the trek to the RCA Dome and a valiant first-half performance from the Chiefs defense, Kansas City lost a 23-8 decision.

An artist's rendering for the club's new office complex and practice facility was unveiled in March, while design work and plans for Arrowhead's rehabilitation continued. On June 2nd, the club announced that it was partnering with HBO Sports and NFL Films to produce *Hard Knocks: Training Camp* with the Kansas City Chiefs - a five-hour documentary series. On June 6th, QB Trent Green was traded to Miami. Green concluded his successful six-year run with the franchise owning a team-record 87.3 passer rating.

The summer months were highlighted by a pair of groundbreaking ceremonies at the Truman Sports Complex. A private, staff-only groundbreaking session for the Chiefs new office and practice headquarters was conducted by Clark Hunt on July 25th. In addition, the Hunt family, Chiefs officials, Senator Kit Bond, Jackson County Executive Mike Sanders and other county legislators participated in a groundbreaking ceremony for the "New Arrowhead" on August 22nd.

On the field, Kansas City overcame an 0-2 start to register a 4-3 record at the bye week, securing sole possession of first place in the AFC West standings. That early-season turnaround was highlighted by a 30-16 comeback win at San Diego (9/30). WR Dwayne Bowe set a Chiefs single-game rookie record with 164 receiving yards in that contest, including a 51-yard TD catch. Bowe would shatter the franchise's single-season rookie receiving records with 70 catches for 995 yards, figures that led all NFL rookies. Meanwhile, TE Tony Gonzalez became the NFL's all-time TD catch leader among tight ends in a 27-20 win vs. Cincinnati (10/14).

However, Kansas City could not maintain any of that positive momentum after the bye week. The downward spiral began when RB Larry Johnson suffered a season-ending right foot injury in a 33-22 loss vs. Green Bay (11/4). That setback began a nine-game losing streak to conclude the regular season. Second-year QB Brodie Croyle supplanted QB Damon Huard in the second half the following week vs. Denver (11/11).

Croyle enjoyed a solid debut in his initial NFL start in the club's next contest at Indianapolis (11/18). That game would mark the final chapter in the illustrious career of RB Priest Holmes, who announced his retirement on November 21st. The all-time leading rusher in franchise history with 6,070 yards made a remarkable comeback

after missing almost a season-and-a-half of action. He returned to play four games in 2007, including two starts, before eventually hanging up his cleats for good. DE Jared Allen was a defensive bright spot, leading the league with 15.5 sacks.

After suffering a thumb injury at Detroit (12/23), Croyle returned for the season finale at the N.Y. Jets (12/30) as Kansas City suffered a 13-10 OT setback. Gonzalez recorded his 820th career reception in the game, the most catches of any tight end in NFL history. Gonzalez earned his ninth straight Pro Bowl berth and finished the year with 1,172 receiving yards.

**2008** — Head Coach Herm Edwards named Chan Gailey his offensive coordinator on January 16th. CB Emmitt Thomas was elected to the Pro Football Hall of Fame on February 2nd and was officially enshrined in Canton on August 3rd.

Kansas City and Minnesota orchestrated a major trade on April 23rd as the Chiefs sent Pro Bowl DE Jared Allen and a sixth-round pick to the Vikings. In exchange, Kansas City received a first-round selection, two third-round picks and a sixth-round selection. Upon the team's return from training camp in August, the club's football operations moved into the organization's new practice facility. The rest of the franchise's administrative staff completed the move from Arrowhead by season's end.

On the field, the Chiefs owned the dubious distinction of becoming just the fourth team since the AFL-NFL merger to start three different quarterbacks in the season's first three weeks in a non-strike season. TE Tony Gonzalez surpassed TE Shannon Sharpe (10,060) for the most receiving yards by a tight end in NFL history at Carolina (10/5).

After QBs Brodie Croyle and Damon Huard both suffered season-ending injuries vs. Tennessee (10/19), the club eventually turned to QB Tyler Thigpen for good for the season's final nine games. The Coastal Carolina product showed flashes of promise and set a then single-season franchise record for QBs with 386 rushing yards. Thigpen outplayed QB Brett Favre, but the Jets signal caller rallied his club as the Chiefs dropped a 28-24 decision at the N.Y. Jets (10/26).

That Jets contest marked the first in a series of excruciating losses. Kansas City squandered a 21-point lead in a 30-27 OT loss vs. Tampa Bay (11/2) and lost a 20-19 decision at San Diego (11/9) as a botched PAT and a failed two-point try doomed the club.

Thigpen's lone victory of the season was a 20-13 win at Oakland (11/30), but the losses continued to mount, including a second one-point setback vs. San Diego (12/14) as the Chargers overcame an 18-point deficit, scoring the game's final 19 points.

On December 15th, President/General Manager and CEO Carl Peterson announced his resignation, effective at the end of the season. The Chiefs dropped a 38-31 decision vs. Miami (12/21). Based on wind chill of -12 at kickoff, it was the second-coldest contest in Arrowhead history. A four-game losing streak to end the season closed out with a 16-6 loss at Cincinnati (12/28) as the Chiefs finished the year at 2-14.

#### **A NEW ERA AT ARROWHEAD**

**2009** — Peterson officially concluded his 20-year tenure with the franchise on January 6th with a farewell press conference. Under Peterson's tenure, Kansas City amassed a 176-143-1 (.552) regular season record, made

nine playoff appearances, won the AFC West four times and reached the AFC Championship Game in '93.

On January 13th, longtime New England Patriots executive Scott Pioli was named by Chairman of the Board Clark Hunt as the fifth General Manager in franchise history. During his tenure in New England, the Patriots won Super Bowls XXXVI, XXXVIII and XXXIX, claimed the Lamar Hunt Trophy four times as the AFC Champion and won six AFC East titles. During Pioli's tenure from 2000-08, the Patriots compiled an NFL-best 102-42 (.708) regular season record.

On January 23rd, Herm Edwards was relieved of his duties as head coach. He produced a 15-33 regular season record in three seasons guiding the franchise. The late LB Derrick Thomas was elected to the Pro Football Hall of Fame's Class of 2009 on January 31st. Thomas became the 10th member of the Chiefs to be enshrined in Canton. He joined LBs Bobby Bell (Class of '82) and Willie Lanier (Class of '86) as the third linebacker in that esteemed group.

Hunt and Pioli introduced former Arizona Cardinals offensive coordinator Todd Haley as the 11th head coach in franchise history on February 6th. He helped the Cardinals reach Super Bowl XLIII, marking the franchise's first NFL title game since '47. The son of longtime NFL personnel executive Dick Haley, the younger Haley oversaw an Arizona offense that registered a franchise-record 427 points in 2008. The first major move of the Chiefs new leadership team came on February 28th when the club acquired QB Matt Cassel and LB Mike Vrabel in a trade with New England.

The club unveiled its 50th anniversary logo on April 14th as the team began a year-long commemoration of the franchise's 50th season, as well as the 50th anniversary of the creation of the American Football League by Lamar Hunt. On April 23rd, the Chiefs traded 10-time Pro Bowl TE Tony Gonzalez to Atlanta. Gonzalez finished his Chiefs career with the most receptions (916), receiving yards (10,940) and TD catches (76) in franchise history.

On May 8th, Hunt named Denny Thum as the fourth President of the Chiefs. Thum owned the distinction of being one of just three employees in team history to serve the club during the tenure of every head coach in franchise history. On May 21st, Mark Donovan was hired as Executive Vice President/Chief Operating Officer after spending six seasons with the Philadelphia Eagles.

On June 18th, the Chiefs announced the return of training camp to the state of Missouri, beginning in 2010. The Chiefs and Missouri Western State University in St. Joseph, Mo., agreed to the university's plans for a training facility including a climate-controlled, 120-yard indoor field, as well as two 120-yard grass fields. The Chiefs officially ended their 19-year training camp tenure at the University of Wisconsin - River Falls, conducting their final practice at that facility on August 20th.

The Chiefs began the regular season on the road at Baltimore (9/13) with QB Brodie Croyle at the helm after QB Matt Cassel was injured vs. Seattle (8/29). Kansas City tied the game at 24-24 with 5:21 left to play in Head Coach Todd Haley's regular season debut, but couldn't pull out the victory.

For the first time since the '62 AFL Championship Game, the club wore its Dallas Texans uniforms in a contest billed as "The Game That Never Was" vs. Dallas (10/11). Chiefs Founder Lamar Hunt had longed for a head-to-head duel between his AFL squad and the NFL's Cowboys during their three-year co-existence in Dallas, and that contest finally came to fruition. However, the Cowboys would prevail by a 26-20 margin in OT, sending the Chiefs record to 0-5.



Haley recorded his initial NFL win the following week, as Kansas City produced a 14-6 victory at Washington (10/18). It would be one of three road wins for the Chiefs on the season.

On October 23rd, a major section of I-435 near the Truman Sports Complex was designated as "Lamar Hunt Memorial Highway" by the Missouri General Assembly and the Missouri Department of Transportation. In October, the club also mourned the death of longtime assistant coach Darvin Wallis, whose 19-year tenure with the Chiefs ranked as the second-longest stint in franchise history, trailing only Tom Pratt (21 years).

The Chiefs improved in 25 different statistical categories during the season's final eight games, including total points, total offense, passing yards per game, rushing yards per game, third-down percentage and sacks allowed. Kansas City began that eight-game stretch with a 16-10 win at Oakland (11/15) as the Chiefs became the first NFL club to register seven straight road wins against the Raiders. The Chiefs followed that up with a thrilling 27-24 OT victory vs. Pittsburgh (11/22) as Haley exacted some retribution against a Steelers squad that defeated his Arizona Cardinals in Super Bowl XLIII.

RB Jamaal Charles helped spearhead the Chiefs second-half resurgence. Only Tennessee RB Chris Johnson (1,047) rushed for more yards over the final eight games of the year than Charles (968). Charles finished the season with 1,120 yards on 190 carries, becoming the first player in league annals to top the 1,100-yard plateau on less than 200 carries. He also was the youngest player to ever win the Derrick Thomas Award as the club's MVP.

**2010** — The Chiefs saved their best performance of the season for the regular season finale at Denver (1/3). Charles racked up a franchise-record 259 rushing yards, while LB Derrick Johnson became just the third linebacker in NFL history to return two INTs for TDs in a single game. Kansas City registered a 44-24 win, marking the club's first-ever win at INVESCO Field and the most points scored by the Chiefs in Denver since '72.

Despite finishing the year with a 4-12 record, the Chiefs led the NFL in Red Zone scoring percentage (89.5%) and improved in 30 categories compared to 2008. Only three clubs made more dramatic jumps in the comprehensive special teams rankings compiled by the *Dallas Morning News*, as the Chiefs went from 29th to 12th.

Haley began reshaping his coaching staff almost immediately after the season. Charlie Weis was named offensive coordinator on January 8th, while Romeo Crennel was hired as defensive coordinator on January 14th. Haley also added a number of coaches with playing experience, including Hall of Fame CB Emmitt Thomas, who returned to the Chiefs as defensive backs coach on February 1st after registering a franchise-record 58 INTs from '66-78.

Commissioner Roger Goodell introduced four-time Pro Bowl G Brian Waters as the winner of Walter Payton NFL Man of the Year Award prior to the kickoff of Super Bowl XLIV on February 6th. Waters became the fifth member of the Chiefs to win that prestigious accolade. Super Bowl IV MVP QB Len Dawson — winner of the '73 Man of the Year Award — was on hand to present the Lombardi Trophy to the victorious New Orleans Saints.

On February 12th, Ann Roach announced her retirement after 44 seasons with the club. The second-longest tenured employee in Chiefs history, Roach served as an assistant to the first 10 head coaches in franchise annals. Roach and longtime Chiefs broadcaster Bill Grigsby

were both acknowledged at the 40th annual 101 Awards on March 6th. Grigsby announced his retirement after a distinguished 63-year career in broadcasting.

The National Football League announced on April 20th that Monday Night Football would return to Kansas City on September 13th as the Chiefs officially celebrate the grand opening of the New Arrowhead vs. San Diego.

Chairman Clark Hunt led dozens of media members on an exclusive tour of the New Arrowhead on July 23rd, giving a behind the scenes look that the stadium and all its amenities before the first event was open to the public.

In an event reminiscent of Lamar Hunt's founding of the MLS and the Kansas City Wizards, the Wizards hosted English Premier League powerhouse Manchester United in a friendly match on July 25th, marking the first event held inside the New Arrowhead.

Clark Hunt was joined by the entire Hunt family and NFL Commissioner Roger Goodell on July 30th for the unveiling of Founder's Plaza, an engaging outdoor area that serves as a tribute to Chiefs Founder Lamar Hunt and recognizes his contributions to the founding of the American Football League.

That afternoon, Chiefs Training Camp made its debut on the campus of Missouri Western State University in St. Joseph, marking the first time in 20 years that the Chiefs held their summer practices in the state of Missouri.

Upon returning to the Arrowhead Training Facility, Kansas City held a free night practice on August 25th that was open to the public at Arrowhead Stadium, giving 22,142 Chiefs fans the opportunity to see the newly renovated stadium and watch the team practice before the start of the regular season. In conjunction with the open practice, the Chiefs dedicated the Chiefs Hall of Honor, presented by Time Warner Cable on the Lower Concourse of the stadium.

On September 13th, Kansas City celebrated the grand opening of the New Arrowhead with a 21-14 rain-soaked victory over the AFC West rival San Diego Chargers on ESPN's Monday Night Football. The victory signaled the culmination of the three-year, \$375 million renovation project.

Hunt assumed the title of Chairman and CEO of the Kansas City Chiefs on Tuesday, September 14th.

The Chiefs started the season 3-0 for the first time since 2003 on their way to a 10-6 record and the club's first AFC West title since 2003 and first playoff appearance since following the 2006 season. Kansas City registered a 7-1 record at home, restoring the Arrowhead advantage. The Chiefs went 4-0 against the NFC West, the second straight time they've swept the NFC West (2006). WR Dwayne Bowe tallied 15 TD receptions to pace the league in scoring catches. RB Jamaal Charles gained 1,467 yards on 230 carries, finishing second behind Houston RB Arian Foster for the NFL's individual rushing title. LB Tamba Hali led all AFC defenders and was second in the NFL with 14.5 sacks on the season.

**2011** — On January 9th, Kansas City hosted its first NFL playoff game since 2003 when the Chiefs fell to the Baltimore Ravens in a 30-7 final. Five Chiefs players were selected to the 2011 Pro Bowl in Honolulu, Hawaii: S Eric Berry, WR Dwayne Bowe, QB Matt Cassel, RB Jamaal Charles and G Brian Waters, marking the most Pro Bowl performers for the Chiefs since KC sent six players to the NFL's version of the all-star game in 2006.



Chairman and CEO Clark Hunt named Mark Donovan president of the Kansas City Chiefs on January 20th.

Head Coach Todd Haley made two moves related to his coaching staff, naming Bill Muir offensive coordinator/offensive line coach on February 3rd and hiring Jim Zorn as quarterbacks coach on February 15th. Haley garnered two post-season coaching awards for leading the Chiefs to a 10-6 record in only his second year at the helm, earning the NFL Alumni Coach of the Year award and also the AFC Coach of the Year award from the Committee of 101.

The Chiefs were saddened at the loss of a pair of treasured Kansas City icons in 2011 as longtime trumpeter and TD Pack Band leader Tony DiPardo passed away in February at the age of 98. Only a few weeks later, longtime voice of the Chiefs Bill Grigsby passed away at the age of 89. Thousands of Kansas Citians helped celebrate the lives of these two Chiefs legends at open memorial services.

During the offseason, Arrowhead Stadium returned to prominence as a Midwest entertainment destination as country music star Kenny Chesney played the venue as a stop on his 'Goin' Coastal Tour' along with the Zac Brown Band, Billy Currington and Uncle Kracker. Taylor Swift's 'Speak Now Tour' also made a stop at Arrowhead.

For the second year in a row, the Chiefs held training camp at Missouri Western State University in St. Joseph, Mo. After returning to their Kansas City facility for the home portion of training camp, the Chiefs hosted a free practice for fans at Arrowhead Stadium as part of the team's Back to Football Bash.

After dropping three straight contests to open the season, Kansas City rebounded with four straight victories. That stretch of four straight wins included a 28-24 victory at Indianapolis (10/9) in which the Chiefs tied a club record by overcoming a 17-point deficit and a 28-0 shutout at Oakland (10/23) in which Kansas City recorded six interceptions.

Kansas City appeared in three primetime contests in 2011, including two at Arrowhead Stadium. For the second year in a row, the Chiefs topped AFC West rival San Diego (10/31) at home on ESPN's Monday Night Football, this time, using a 30-yard K Ryan Succop field goal in overtime for the win.

QB Matt Cassel was placed on injured reserve with a hand injury suffered vs. Denver (11/13). Kansas City claimed QB Kyle Orton off waivers from Denver on Nov. 23. Kansas City was one of two teams to have three different starting quarterbacks open an eventual victory in 2011, with Houston being the other team to accomplish that feat.

With a 5-8 record after 13 games, Todd Haley became the second coach in team history to be relieved of his duties during the season. Defensive Coordinator Romeo Crennel assumed the head coaching duties. The Chiefs upset the previously undefeated Green Bay Packers by a 19-14 final at Arrowhead (12/18) in Crennel's first game at the helm.

In the final three contests with Crennel serving as both head coach and defensive coordinator, the Chiefs defense ranked third in the NFL in total yards per game allowed, second in net passing yards per game allowed and second in points per game allowed.

The final game of the 2011 season marked the 227th career game for C Casey Wiegmann and was his 200th career start. Dating back to a contest vs. the N.Y. Giants (9/23/01), Wiegmann had started 175

consecutive games at center and played 11,162 straight offensive snaps, marking the longest streak by any NFL offensive lineman. Dating back to a contest vs. Carolina (11/20/05), RB Thomas Jones had appeared in 102 consecutive games.

**2012** — Crennel was named the 12th head coach in franchise history by Chairman and CEO Clark Hunt and General Manager Scott Pioli on Jan. 9, 2012.

Although the team finished with a 7-9 record, the Chiefs were one win shy of repeating as the AFC West Division champions and earning an automatic berth in the playoffs.

Crennel started making changes to his coaching staff in the weeks following the regular season. Tom McMahon was named special teams coach on Jan. 30 while Brian Daboll was named offensive coordinator on Feb. 6. On Feb. 14, Nick Sirianni was promoted to wide receivers coach, while Jack Bicknell was named offensive line coach. Jim Bob Cooter was hired as offensive quality control coach and Derius Swinton was named special teams quality control coach. Crennel rounded out his coaching staff by hiring Steven Smith as assistant offensive line coach on March 9.

Former Chiefs T Willie Roaf was elected to the Pro Football Hall of Fame as part of the class of 2012, announced Saturday, Feb. 4, the day before Super Bowl XLVI in Indianapolis.

On April 14, the Kansas City Chiefs announced that every Chiefs Season Ticket Account Holder would receive one personalized Chiefs Nike jersey as a thank you in celebration of the club's 50 years in Kansas City. On May 15, Chairman and CEO Clark Hunt further outlined multiple plans and initiatives to thank Chiefs fans and the Kansas City community for their support through the years in a special press conference at Union Station in downtown Kansas City.

On June 10, Kansas City welcomed back Kenny Chesney to Arrowhead Stadium as a stop in the 'Brothers of the Sun' tour along with Tim McGraw.

For the third consecutive year, the Chiefs returned to Missouri Western State University in St. Joseph, Mo. for training camp.

The Chiefs went 2-14 in 2012, picking up their first win in a 27-24 overtime battle at New Orleans (9/23) with the help of RB Jamaal Charles, who registered a 91-yard rushing touchdown, the longest rush from scrimmage in team history. On Dec. 2, Kansas City picked up it's second victory of the season a day after tragedy struck the organization. The Chiefs rallied to beat the Carolina Panthers 27-21 on the shoulders of 127 rushing yards from Charles and two passing touchdowns from QB Brady Quinn.

Despite having struggled in 2012, the Chiefs had six players elected to the play in the annual Pro Bowl in Hawaii. S Eric Berry, RB Jamaal Charles, LBs Tamba Hali and Derek Johnson all earned their second trip, while P Dustin Colquitt and LB Justin Houston earned their first trip to the Pro Bowl.

On Dec. 31, Romeo Crennel was relieved of his head coaching duties.

#### **REID, DORSEY TEAM UP IN KANSAS CITY**

**2013** — The Kansas City Chiefs and General Manager Scott Pioli parted ways on Jan. 4, 2013. On Jan. 7 Chiefs Chairman and CEO Clark Hunt introduced Andy Reid as the Chiefs 13th head coach, and one week later on Jan. 14, he named John Dorsey as the team's

sixth general manager in franchise history. Soon after Reid arrived in Kansas City, he started assembling his coaching staff, which consisted of several coaches he brought in from his staff in Philadelphia, including former NFL quarterback Doug Pederson as offensive coordinator. Reid named Bob Sutton defensive coordinator and Dave Toub special teams coordinator, and he hired former NFL head coach Brad Childress as a spread game analyst/special projects coach.

Former Chiefs DT Curley Culp was elected to the Pro Football Hall of Fame as part of the class of 2013, announced Saturday, Feb. 2, the day before Super Bowl XLVII in New Orleans.

On March 13, the Chiefs announced a trade with the San Francisco 49ers to acquire QB Alex Smith. Kansas City used the first overall pick of the 2013 NFL Draft by selecting T. Eric Fisher. Fisher played collegiately at Central Michigan.

During the 2013 offseason, the Chiefs unveiled the Chiefs Kingdom Pass, a personalized experience just for Season Ticket Holders to manage their relationship with the Kansas City Chiefs. There is a website, ChiefsKingdomPass.com, that lets Season Ticket Holders manage their accounts, view exclusive video from Emmy award winning 65 Toss Power Trap Productions and earn and redeem points for unique prizes.

On May 18, the Chiefs hosted the inaugural Chiefs 5K at Arrowhead Stadium featuring a one-of-a-kind finish on the 50 yard line. Fans were able to feel the rush of excitement as they ran out of the Chiefs tunnel and onto the field for a dramatic finish in front of a cheering section.

On June 15, Kansas City welcomed Kenny Chesney back to Arrowhead Stadium as a stop in the 'No Shoes Nation' tour along with Eric Church.

For the fourth consecutive year, the Chiefs returned to Missouri Western State University in St. Joseph, Mo. for training camp.

Following training camp in St. Joseph, Head Coach Andy Reid's team shot out of the gate at a blistering pace, winning nine consecutive games to start the 2013 campaign. The nine-game winning streak to open the season tied the club's longest win streak and tied the Chiefs 2003 squad who also opened its campaign 9-0 as the most wins to start a season.

The Chiefs defense pitched a shutout in the season opener at Jacksonville (9/8) as the Chiefs won 28-2, setting the tone for what would be a dominant defensive performance throughout the first half of the season.

The team debuted in red-on-red uniforms in the home opener against Dallas (9/15) among other new gameday elements, including pyrotechnics for individual player introductions during pregame.

Reid returned to the city and stadium that he called home for the previous 14 years as the Chiefs traveled to Philadelphia (9/19) and earned a 26-16 victory in primetime on Thursday Night Football.

Kansas City hosted a three-game homestand in the month of October, starting with a game against AFC West foe, the Oakland Raiders. In that game, Chiefs fans established a Guinness World Record for the loudest crowd roar at an outdoor stadium, reaching

### SETTING A GUINNESS WORLD RECORD

On Sunday, Oct. 13, 2013, Chiefs fans inside Arrowhead Stadium set a new Guinness World Record for Loudest Crowd Roar at an Outdoor Sports Stadium. A grassroots initiative led by a group of fans and supported by the Chiefs organization, all Kansas City fans inside Arrowhead rallied around the team as the Chiefs topped AFC West foe Oakland 24-7, recording a peak decibel reading of 137.5 decibels during a fourth-quarter play that saw LB Derrick Johnson sack Oakland QB Terrelle Pryor with just under one minute left in the game. With Guinness Book of World Records adjudicator Philip Robertson monitoring the sound levels on a specially designed decibel meter, Chiefs fans inside Arrowhead broke the old Guinness World Record of 136.6 set by the fans of the Seattle Seahawks at CenturyLink Field on Sept. 15 in Seattle.



137.5 decibels and breaking the old record of 136.6 decibels set by Seattle Seahawks fans. Seahawks fans eventually broke the record again at CenturyLink Field on Dec. 2.

With a win at Buffalo (11/3), the Chiefs entered the bye week unbeaten at 9-0 just one year removed from the team's 2-14 record. The seven-game improvement by the bye marked the best single-season turnaround in franchise history.

After a three-game skid marked by a pair of losses to the eventual Super Bowl contending Denver Broncos and a loss to the San Diego Chargers who advanced to the AFC Divisional playoffs, the Chiefs rebounded with statement victories on the road at Washington and in Oakland as the offense turned up the heat in the second half of the season, posting 101 combined points in back-to-back weeks (45 at Washington, 56 at Oakland).

With a fifth seed guaranteed in the AFC playoffs and no chance for improving playoff seeding, Reid rested a number of starters and key players in the season finale at San Diego to give extra rest heading into the postseason. The team, led by QB Chase Daniel, took the San Diego Chargers to overtime in San Diego, but eventually fell short of a victory after a 36-yard K. Nick Novak field goal marked the difference in the extra period.

**2014** — The Chiefs finished the regular season with an 11-5 record, marking the best finish since the club went 13-3 in 2003. It was the first playoff appearance for the team since the 2010 season and Andy Reid became just the second coach in franchise history to lead the Chiefs to the playoffs in his first season at the helm, joining Herm Edwards who accomplished the feat in 2006.

After rotating the captains on a weekly basis throughout the season, Head Coach Andy Reid had his players vote for six captains to represent the team throughout the postseason. Through the vote, two individuals each for offense, defense and special teams, would be named captains: QB Alex Smith and RB Jamaal Charles (offense), LB Derrick Johnson and S Eric Berry (defense) and P Dustin Colquitt and S Husain Abdullah (special teams) were voted team captains.

In the AFC Wild Card Game at Indianapolis (1/4/14), the Chiefs offense picked up where it left off in the second half of the season. With RB Jamaal Charles lost to injury on the game's opening drive, QB Alex Smith put the team on his shoulders, setting a

number of franchise postseason records. He finished the game completing 30 of 46 passes for 378 yards with four touchdowns and a 119.7 passer rating. WR Dwayne Bowe hauled in eight passes for 150 yards and a touchdown in the game. In the end, 44 total points was not enough as the Indianapolis Colts overcame a 21-point first-half deficit to win the game 45-44 and advance to the AFC Divisional round at New England.

Following the 11-5 season, the Chiefs sent a total of 10 players to the Pro Bowl in Hawaii, more than any other team in 2013: T Branden Albert, S Eric Berry, RB Jamaal Charles, CB Brandon Flowers, LB Tamba Hali, LB Justin Houston, LB Derrick Johnson, PR Dexter McCluster, DT Dontari Poe and QB Alex Smith.

RB Jamaal Charles and S Eric Berry were named first-team All-Pro by the Associated Press following the season, while DT Dontari Poe, LB Tamba Hali and WR/PR Dexter McCluster were named second-team All-Pro.

The Chiefs went 4-0 against the NFC East in 2013, the second time in the last four years that the Chiefs have swept their NFC opponents in one season (2010 - NFC West).

The Chiefs finished second in the NFL in turnover differential at +18 (36 takeaways/18 giveaways),

finishing behind the Super Bowl champions Seattle Seahawks (+20). The team recorded 11 miscellaneous touchdowns, ranking first in that category, and was one of three teams to not give up a return touchdown of any kind in 2013. There were a total of six defensive touchdowns (five INT returns and one fumble return) and five special teams touchdowns (two punt return, two kickoff return and one fumble recovery on an errant snap on a punt).

In 2013, the team broke into the top five for franchise record for most points scored in a season (430) and most touchdowns scored in a season (52), ranking fifth in both of those categories.

Under the direction of Special Teams Coordinator Dave Toub, the team set a new NFL record for kickoff return average, posting 29.9 yards per return, leading the league by more than 3.0 yards per return and breaking the old NFL record of 29.4 yards per return set by the 1972 Chicago Bears.

Following their first year leading the club, Reid was named the 2013 AFC Coach of the Year by the 101 Committee and Dorsey was named Executive of the Year by the Pro Football Writer's of America.

## CHIEFS LOGO HISTORY



An Inspiration



Texans Helmet



1960

During the team's three-year stint as the American Football League's Dallas Texans from 1960-62, the club's helmet logo featured the state of Texas in white with a gold star situated on the club's home base in Dallas. Founder Lamar Hunt "borrowed" that concept from the '52 Dallas Texans, a totally-unrelated NFL franchise that spent one undistinguished season playing in the Lone Star State before resurfacing as the Baltimore Colts in '53.

Prior to the inaugural AFL season in '60, Hunt's Texans were represented by a whirling, spur-clad, 10-gallon-hat-wearing character that was featured on various promotional items. That logo eventually gave way to a more polished football-toting gunslinger set over the state of Texas, a design created by Bob Taylor, a cartoonist for the now-defunct *Dallas Times-Herald*. Although never part of the club's uniform, Taylor's updated Texans logo adorned everything from the club's stationery to the billboard outside the team's offices.

When the franchise moved to Kansas City in '63, Taylor was commissioned to produce a new logo that remained strikingly similar to his original incarnation. Taylor's new rendition featured a Native American figure running with the same stride and holding the pigskin in the same manner as the gunslinger with the states of Missouri, Kansas, Nebraska, Oklahoma, Iowa and Arkansas serving as his backdrop. This logo was utilized prominently during the '60s and was affixed to the club's Swope Park headquarters on 63rd Street before the club moved to Arrowhead in '72.

A new design for the Chiefs helmet logo was also in order upon the franchise's move to Mid-America. Hunt went back to the drawing board, seeking to give his franchise a logo that would once again provide an easily-recognizable link to its home locale. Hunt's initial sketches, some of which were done on a napkin on a flight from Dallas to Kansas City, began with an interlocking "KC" inside a circle or an oval. That look was eventually refined to feature those intertwined letters inside an arrowhead. The resulting finished product remains one of the most distinctive logos in all of sports and has been proudly utilized by the team for more than 40 years.



1960-62



Circa 1960s



1963-present

## CHIEFS UNIFORM HISTORY



**1959** — At one of the initial organizational meetings of the American Football League in late '59 – before the teams even had any players or coaches – the AFL owners choose their team colors. Lamar Hunt desires Columbia Blue and Orange for his Dallas Texans franchise. But before Hunt or any other owner can make a selection, Houston's Bud Adams claims Columbia Blue for his Oilers franchise. Hunt reverts to Red and Gold for the Texans, which remains the primary color scheme for the Chiefs to this day.



Lamar Hunt greets Bud Adams - sporting a "Columbia Blue" blazer - prior to the '62 AFL Championship Game. Hunt would lose the battle for "Columbia Blue," but his Texans would beat the Oilers in double OT for the '62 AFL title.

**1960-62** — The Texans take the field for the AFL's inaugural season in '60 sporting red helmets with gray facemasks. The helmet features the state of Texas in white with a gold star situated on Dallas. Home jerseys are solid red featuring white numerals, white "TV" numerals on the sleeves and white lettering, all trimmed in gold. Road jerseys are white with red numerals, red "TV" numerals on the sleeves and red lettering, all of which are bordered by thin gold trim. Both jerseys are a cloth design, featuring three-quarter sleeves with stitched "tackle twill" numerals and letters. The team wears white pants featuring vertical stripes of red, gold and red. Socks are red on top, white on the bottom with alternating stripes at the calf of white, red, gold, red and white. Although several minor changes are made to the stripe width over the years, the primary sock design remains relatively consistent to the present day.



Texans Helmet



Texans DT Jerry Mays (75) and QB Len Dawson (16) pose along with head coach Hank Stram in '65 sporting the home jerseys the club wore from '60-67. Note the rolled-up sleeves and the barely visible gold trim.

**1963-67** — The Texans move to Kansas City in '63. Hunt and Head Coach Hank Stram initially plan on calling the relocated team the "Kansas City Texans." However, General Manager Jack Steadman wisely convinces the duo to change the franchise's nickname to "Chiefs." The club's uniform remains virtually unchanged, with the exception of the helmet logo. The state of Texas is replaced on the headgear by a design originally sketched by Hunt on a napkin. Hunt's inspiration for the interlocking "KC" design was the "SF" inside of an oval on San Francisco's helmets. Kansas City's overlapping initials appear inside a white arrowhead instead of an oval and are surrounded by a thin black outline. The result is one of the most distinctive helmets in all of football.

**1968** — The most dramatic changes to the Chiefs uniform come in '68. Head Coach Hank Stram prefers more red in the club's road attire and orders red pants to go with the team's white road jerseys. Stram asserts that the red pants will match the red numerals on the white road jerseys. While Stram's fashion sense is never in question, some in the organization theorize that the superstitious Stram really wants to part ways with the white pants because the club lost Super Bowl I while wearing them. No matter the logic, the white pants are not seen again during the Stram era. The club's new red pants feature alternating vertical stripes of white, red, gold, red and white and are paired with predominantly white socks that feature striping of red, gold and red at the calf. Alterations are also made to the club's jerseys at this time. Sleeves are shortened from three-quarter length to their present-day short-sleeve status. Stripes are also introduced on the bottom of the sleeves, where they still reside. Red jerseys feature white, gold and white stripes on the sleeves, while the club's white jerseys receive red, gold and red stripes.

**1969** — Following a victory in the AFL Championship Game, Stram orders new red jerseys to be worn in Super Bowl IV and they are delivered just days before the game. Stram also directs Equipment Manager Bobby Yarborough to have all the helmets repainted before the Super Bowl but relents after players insist on wearing their "battle-scarred" headgear. The "AFL-10" patch worn on the left shoulder of Kansas City's jerseys in Super Bowl IV is the collaborative effort of AFL President Milt Woodard and longtime AFL fan Angelo Coniglio. During the entire '69 season, all NFL teams wear an "NFL-50" patch which commemorates the NFL's 50th Anniversary season. At the suggestion of Coniglio, Woodard



AFL-10 Patch



counters by designing and implementing a patch of his own to celebrate the 10-year existence of the AFL, which is proudly worn by the Chiefs on behalf of the entire AFL in their 23-7 victory vs. Minnesota (1/11/70).

**1970** — Following Super Bowl IV, the team's cloth jerseys dating back to the franchise's days in Dallas give way to a more breathable mesh fabric. Heat-transfer numerals and letters replace sewn-on "tackle twill" characters. The style of the numerals and letters changes slightly. The characters decrease in size, while the gold trim around both the numerals and letters expands to become more visible. Jersey numerals remain this size before eventually returning to larger proportions in the early '80s.

**1974** — The club's facemask changes from gray to white. A change in manufacturers results in a slightly smaller arrowhead logo on the helmet with a thicker black border compared to the design of the '60s.

*DT Buck Buchanan displays the club's road uniform of the '70s. Note the white facemask, red pants and heat-transfer numerals.*



**1979-80** — During the Marv Levy era, the club experiments with white jerseys and red pants at home. Several other NFL teams - most notably Dallas - had adopted the practice of wearing white at home. The fact that Lamar Hunt's hometown team had popularized the practice may have led the Chiefs Founder to depart from the club's traditional home uniform configuration. However, the trial is short-lived and by '81, the club reverts back to its traditional red jersey, white pants arrangement at Arrowhead.



*QB Steve Fuller was part of a Chiefs squad that wore white jerseys at home for a brief stretch during the Marv Levy era.*

**1983** — The Chiefs wear a circular patch on their left upper chest bearing a gold eagle and the number 37 in memory of RB Joe Delaney who drowned on June 29th in Monroe, La., after trying to save the lives of three youngsters.



Joe Delaney Patch

**1984** — The original eight American Football League teams all wear circular "Silver Anniversary" patches on the upper left chest of their jerseys commemorating the 25th anniversary of the AFL and their respective franchises. Kansas City's patch features the Chiefs helmet and the AFL logo.



Silver Anniversary Patch

**1989** — The arrival of Head Coach Marty Schottenheimer signals the club's most dramatic uniform change in over 20 years. Schottenheimer asks and receives permission from Hunt to revert back to white pants on the road, a "white-on-white" look that had not been utilized by the Chiefs since '67. White belts also return to the club's pants after using red belts at various periods of the '70s and '80s. Kansas City reintroduces the white pants at Denver (9/10/89) and maintains this look on the road through the '99 season.

**1991** — A sticker bearing the American Flag adorns the back of all NFL helmets to honor troops fighting in the Gulf War. The NFL Shield becomes a standard part of all NFL uniforms, appearing on the back of helmets, on the "v" of jerseys and on the left hip of pants.

**1992** — The club wears a black panel with the white initials "WWD" on the upper left chest of its jersey in memory of Director of Player Personnel Whitey Dovell, who passed away on May 11th. The team also paints the number "86" on the field at Arrowhead Stadium to honor the memory of Hall of Fame DT Buck Buchanan, who passed away on July 16th.



WWD Patch

**1994** — Solid fabric jerseys complete with "tackle twill" numerals and letters return, taking the place of mesh jerseys and heat-transfer characters. All NFL teams wear "NFL Diamond Anniversary" patches on their left upper chest in honor of the league's 75th season. The Chiefs also wear a "35th Anniversary" patch on their right upper chest in celebration of the franchise's 35th season. The patch features the AFL, Texans and Chiefs logos. It marks the first time in team history the club has worn two different patches in the same season. Kansas City also



75th Anniversary Patch



35th Anniversary Patch





RB Marcus Allen (32), DE Neil Smith (90), T John Alt (76), QB Joe Montana (19) and LB Derrick Thomas (58) represented the Chiefs in the Pro Bowl following the '93 season. These '94 jerseys were

the first uniforms in team history to feature a pair of commemorative patches. Note that Smith, Alt and Thomas have made their own "fashion statements" by rolling up their sleeves. Three members of this quintet (Allen, Montana and Thomas) are in the Pro Football Hall of Fame, while Alt and Smith are all enshrined in the Chiefs Hall of Fame.

wears "Throwback" uniforms – replicas of the club's '63 attire – for games at Atlanta (9/18/94) and vs. St. Louis (9/25/94).

**1999** — The club wears a "40th Anniversary" patch in honor of the franchise's 40th season. The patch features the AFL and Chiefs logos.



40th Anniversary Patch

**2000** — The Chiefs wear a circular sticker bearing the number "58" on the back of their helmets in memory of LB Derrick Thomas, who passed away on February 8th. Ever mindful of Stram's legacy and the franchise's glory days, Head Coach Gunther Cunningham receives Hunt's blessing to revert back to the red pants on the road. The resurrected red pants debut in a 23-22 win at Denver (9/24/00) and remain part of the club's road attire.



58 Sticker

**2001** — A sticker bearing the American Flag returns to the back of all NFL helmets following the terrorist attacks of September 11th. The flag reappears on Chiefs helmets vs. the N.Y. Giants (9/23/01) and remains there to this day.



U.S. Flag Sticker

**2002** — The Chiefs wear a "40th Anniversary in Kansas City" patch vs. Oakland (10/27/02), commemorating the franchise's 40th season in Mid-America. "The Scout" - Kansas City's most recognizable civic icon - is prominently featured on the patch along with Kansas City's downtown



40th Anniversary in KC Patch

skyline. The NFL Equipment Shield replaces the NFL Shield on jerseys and pants.

**2004** — The Chiefs wear a "40" decal on their helmets vs. Carolina (9/19/04) in honor of former Arizona Cardinals S Pat Tillman. Tillman left the Cardinals prior to the 2002 season and became a member of the elite Army Ranger unit. He was killed in the line of duty serving his country in Afghanistan on April 22, 2004.



Pat Tillman Sticker

**2005** — The Chiefs wear a circular sticker on their helmets all season bearing the initials "HS" in honor of Hall of Fame Head Coach Hank Stram who passed away on July 4th. Stram compiled a 124-76-10 regular season record as the head coach of the Dallas Texans and the Kansas City Chiefs from '60-74. He guided the franchise to four AFL titles, two Super Bowl appearances and a victory in Super Bowl IV. One of the most distinguished gentlemen and unique personalities in pro football history, Stram's legacy was remembered all season with the "HS" decal. All NFL teams wear a "Fútbol Americano" decal on their helmets on the weekend of October 2nd to mark the NFL's first regular season game played outside of the United States. Arizona defeated San Francisco by a 31-14 margin in that contest played at Mexico City's Estadio Azteca.



Hank Stram Sticker



Fútbol Americano Sticker

**2006** — The Chiefs wear white jerseys and white pants on Opening Day vs. Cincinnati (9/10) in an effort to make the Bengals wear their dark uniforms on a potentially hot and muggy day. It marks the first time that even Founder Lamar Hunt can recall the club wearing the white-on-white uniform combination at home. The most recent time the club had dressed in such attire was in a road contest at Seattle (12/26/99). It was also the first time that the Chiefs had donned white jerseys at home since '80. While the premise is sound, the weather conditions aren't a factor in the contest with a kickoff temperature of 67 degrees under cloudy skies.

After the passing of Hunt on December 13th, the Chiefs utilize a helmet decal for the remainder of the season bearing the initials "LH" to honor the franchise's Founder.



Lamar Hunt Sticker

Kansas City first wears the helmet decal at San Diego (12/17). The club also reverts to the white jersey/white pants combination for its final two regular season road games and its postseason contest at Indianapolis (1/6/07). The move is in part to honor Hunt, who appreciated the "classic" look of that uniform combination.

**2007** — Clark Hunt commissions a patch that the Chiefs wore on their uniforms in 2007 to honor his father's memory. The design of the patch is historically significant. The patch prominently features the American Football League logo to serve as a reminder of Hunt's formation of the AFL and the lasting impact the American Football League has made on the game of professional football. True to Hunt's humble spirit, the letters "LH" are subtly displayed on the patch, symbolizing the fact that the Chiefs Founder always put the best interests of the league ahead of his own. The patch is affixed on the left chest of both Kansas City's home and away jerseys, meaning this piece of woven symbolism will always be over the heart of every Chiefs player. Beginning with a game vs. San Diego (12/2/07), the Chiefs



Lamar Hunt Patch



Sean Taylor Sticker

**2008** — On January 31st, Clark Hunt announces that the Lamar Hunt patch will become a permanent part of the Chiefs uniform, beginning with the 2008 NFL season. All NFL teams wear a patch to honor the late Hall of Fame G Gene Upshaw on Kickoff Weekend. The former Executive Director of the NFL Players Association passed away on August 20th. Beginning with the Chiefs contest the following week vs. Oakland (9/14), a decal bearing Upshaw's initials is worn on all helmets for the remainder of the season.



Gene Upshaw Sticker

**2009** — On April 14th, the Chiefs unveil their "50th Anniversary" patch that was worn on the club's jerseys for 13 games in 2009. The patch features a gold 50, as well as a Chiefs logo and an outline of the State of Texas, representing the only two logos that have ever appeared on the franchise's helmets.



50th Anniversary Patch


Kansas City wears replicas of the club's '62 Dallas Texans attire for AFL Legacy Games vs. Dallas (10/11), vs. San Diego (10/25) and at Oakland (11/15). The look is completed with replica Texans helmets that feature gray facemasks and a Texas-shaped decal with a gold star on Dallas. Jerseys for these three AFL Rivalry games feature a special "AFL 50th Anniversary" patch, featuring the original American Football League logo.



AFL 50th Anniversary Patch

**2012** — On April 3rd, Nike became the National Football League's exclusive maker of licensed on-field apparel. With the transition to Nike, the club made a few changes to the looks of the traditional Chiefs uniforms. The numbers on the new uniforms moved from the jersey sleeve to the top of the shoulder while the traditional stripe on the sleeve increased in thickness.

**2013** — As a sign of new energy at Arrowhead Stadium, Head Coach Andy Reid receives permission from Chairman and CEO Clark Hunt to have the team wear red pants with its home red tops in the 2013 home opener against Dallas (9/15). It marks the first time in franchise history that the team wore the red-on-red uniform combination.



Chiefs S Eric Berry enters the field in the Chiefs all-red home uniforms during player introductions prior to kickoff.

"I love the red-on-red, that was a big deal. It was a surprise. Coach came in with a picture of it and we were so excited when we found out we were wearing all red. I think that added a little more energy to us coming out and playing," Berry said after the game.

## ORIGIN OF THE TERM "SUPER BOWL"



*Lamar Hunt left an indelible mark on professional football. While Hunt made many lasting contributions to the game, part of his legacy will be his "accidental" naming of pro football's most important contest, the Super Bowl. As the story has been told and retold over the years, some of the facts have gotten lost along the way. Here are some of the most important elements of the tale in how the Super Bowl got its name...*

- After the AFL-NFL merger was announced in June of 1966, Commissioner Pete Rozelle appointed a committee consisting of himself, Lamar Hunt (Kansas City), Tex Schramm (Dallas) and two other owners from each league (AFL & NFL) to firm up the details of the merger agreement.



**Pete Rozelle and Lamar Hunt both played pivotal roles in shaping professional football.**

- At one of those initial merger meetings, there was a discussion about the date of the game. As the committee discussed the championship game (which ultimately became referenced as the Super Bowl), there was some confusion on whether the parties were discussing the respective AFL and NFL title games or the game between the two leagues. It was then that Hunt first recalled saying, "You know, the last game, the final game . . . the Super Bowl."
- The "inspiration" for Hunt's whimsical suggestion was the high-bouncing "Super Ball" produced by the Wham-O company. Lamar's wife, Norma, had previously purchased one for each of the Hunt children (Lamar, Jr., Clark and Sharron) and the toy had become somewhat of a craze in the Hunt household and many other homes across the country.
- Hunt was later quoted as saying, "Nobody ever said let's make that the name of the game. Far from it, we all agreed it was far too corny to be the name of the new title game."
- In a letter from Hunt to Rozelle on July 25, 1966, Hunt urged the commissioner to "coin a phrase" for the title game between the two leagues. In the letter, Hunt said, "I have kiddingly called it the Super Bowl, which can obviously be improved upon."
- Rozelle agreed with Hunt's suggestion since he had a particular disdain for the term "super." According to longtime NFL executive Don Weiss, Rozelle was a former PR man who had a keen appreciation of grammar. In Rozelle's

book, "super" was the equivalent of "gee whiz" or "neat." He believed that the term "Super Bowl" had no sophistication whatsoever.

- Rozelle was initially inclined to call the game the "Pro Bowl," but that moniker was already assigned to the NFL's annual all-star contest.
- In the years leading up to the merger, many members of the media had billed a possible championship match-up between the two rival leagues as a "World Series of Football," but Rozelle clearly did not want to have his game associated with baseball.
- After much consternation and debate, Rozelle eventually dubbed the title contest between the two leagues as "The AFL-NFL World Championship Game." However, Hunt's whimsical, off-the-cuff comment had taken root. In the weeks leading up to the game, headline writers had already adapted Hunt's two-word title over the much more verbose official moniker for the game. The TV networks billed the game as "Super Sunday" and even NFL Films tagged their film reels as being designated for the "Super Bowl."
- After the first two "AFL-NFL World Championship Games," the term "Super Bowl" was officially adopted by Commissioner Rozelle and the NFL. The first game to officially be designated as the Super Bowl at the time it was played was Super Bowl III between the AFL's Jets and the NFL's Colts. The first two championship games were retroactively named Super Bowls I & II.



**Hank Stram and Vince Lombardi exchange pleasantries prior to Super Bowl I.**

**Note:** Information and accounts from various sources were used in this synopsis, including an article from the Super Bowl XL game program by Michael MacCambridge entitled: "The Start of Something Super."

## ALL-TIME REVIEW

### YEAR-BY-YEAR RESULTS

<i>Year</i>	<i>Rec.</i>	<i>Head Coach</i>	<i>Division</i>	<i>Finish</i>	<i>Year</i>	<i>Rec.</i>	<i>Head Coach</i>	<i>Division</i>	<i>Finish</i>
1960	8-6	Hank Stram	2nd	AFL West	1988	4-11-1	Frank Gansz	5th	AFC West
1961	6-8	Hank Stram	2nd	AFL West	1989	8-7-1	Marty Schottenheimer	2nd	AFC West
1962	11-3	Hank Stram	1st	AFL West	1990	11-5	Marty Schottenheimer	2nd	AFC West
1963	5-7-2	Hank Stram	3rd	AFL West	1991	10-6	Marty Schottenheimer	2nd	AFC West
1964	7-7	Hank Stram	2nd	AFL West	1992	10-6	Marty Schottenheimer	2nd	AFC West
1965	7-5-2	Hank Stram	3rd	AFL West	1993	11-5	Marty Schottenheimer	1st	AFC West
1966	11-2-1	Hank Stram	1st	AFL West	1994	9-7	Marty Schottenheimer	2nd	AFC West
1967	9-5	Hank Stram	2nd	AFL West	1995	13-3	Marty Schottenheimer	1st	AFC West
1968	12-2	Hank Stram	1st	AFL West	1996	9-7	Marty Schottenheimer	2nd	AFC West
1969	11-3	Hank Stram	2nd	AFL West	1997	13-3	Marty Schottenheimer	1st	AFC West
1970	7-5-2	Hank Stram	2nd	AFC West	1998	7-9	Marty Schottenheimer	4th	AFC West
1971	10-3-1	Hank Stram	1st	AFC West	1999	9-7	Gunther Cunningham	2nd	AFC West
1972	8-6	Hank Stram	2nd	AFC West	2000	7-9	Gunther Cunningham	3rd	AFC West
1973	7-5-2	Hank Stram	2nd	AFC West	2001	6-10	Dick Vermeil	4th	AFC West
1974	5-9	Hank Stram	3rd	AFC West	2002	8-8	Dick Vermeil	4th	AFC West
1975	5-9	Paul Wiggin	3rd	AFC West	2003	13-3	Dick Vermeil	1st	AFC West
1976	5-9	Paul Wiggin	4th	AFC West	2004	7-9	Dick Vermeil	3rd	AFC West
1977	2-12	Paul Wiggin (1-6) Tom Bettis (1-6)*	5th	AFC West	2005	10-6	Dick Vermeil	2nd	AFC West
1978	4-12	Marv Levy	5th	AFC West	2006	9-7	Herm Edwards	2nd	AFC West
1979	7-9	Marv Levy	5th	AFC West	2007	4-12	Herm Edwards	3rd	AFC West
1980	8-8	Marv Levy	3rd	AFC West	2008	2-14	Herm Edwards	4th	AFC West
1981	9-7	Marv Levy	3rd	AFC West	2009	4-12	Todd Haley	4th	AFC West
1982	3-6	Marv Levy	4th	AFC West	2010	10-6	Todd Haley	1st	AFC West
1983	6-10	John Mackovic	5th	AFC West	2011	7-9	Todd Haley (5-8) Romeo Crennel (2-1)**	4th	AFC West
1984	8-8	John Mackovic	4th	AFC West	2012	2-14	Romeo Crennel	4th	AFC West
1985	6-10	John Mackovic	5th	AFC West	2013	11-5	Andy Reid	2nd	AFC West
1986	10-6	John Mackovic	2nd	AFC West	<i>*Bettis replaced Wiggin after seven games in '77.</i>				
1987	4-11	Frank Gansz	5th	AFC West	<i>**Crennel replaced Haley after 13 games in '11.</i>				

#### ALL-TIME REVIEW KEY

† - Wild Card Qualifiers      N - Night Games (regular season only)

## HEAD COACHING HISTORY



**Andy Reid**

Hired: January 4, 2013

Chiefs Head Coach: 2nd Season

NFL Head Coach: 16th Season

Chiefs Reg. Season Record: 11-5 (.688)

Chiefs Postseason Record: 0-1 (.000)

NFL Reg. Season Record: 141-98-1 (.590)

NFL Postseason Record: 10-10 (.500)

Total NFL Record: 151-108-1 (.583)




**Hank Stram**  
1960-74  
124-76-10 (.614)



**Paul Wiggin**  
1975-77  
11-24-0 (.314)



**Tom Bettis**  
1977  
1-6-0 (.143)



**Marv Levy**  
1978-82  
31-42-0 (.425)



**John Mackovic**  
1983-86  
30-34-0 (.469)



**Frank Gansz**  
1987-88  
8-22-1 (.274)



**Marty Schottenheimer**  
1989-98  
101-58-1 (.634)



**Gunther Cunningham**  
1999-00  
16-16-0 (.500)



**Dick Vermeil**  
2001-05  
44-36-0 (.550)



**Herm Edwards**  
2006-08  
15-33-0 (.313)



**Todd Haley**  
2009-11  
19-26-0 (.422)



**Romeo Crennel**  
2011-2012  
4-15-0 (.210)



2013

## KANSAS CITY CHIEFS



11-5 • 2nd AFC West • Andy Reid

Preseason (2-2)				
8/9	L	13-17	at New Orleans	72,080
8/16	L	13-15	SAN FRANCISCO	64,434
8/24	W	26-20	at Pittsburgh	51,852
8/29	W	30-8	GREEN BAY	65,053
Regular Season (11-5)				
9/8	W	28-2	at Jacksonville	59,416
9/15	W	17-16	DALLAS	76,952
9/19	W	26-16	at Philadelphia	69,144
9/29	W	31-7	N.Y. GIANTS	73,386
10/6	W	26-17	at Tennessee	69,143
10/13	W	24-7	OAKLAND	76,394
10/20	W	17-16	HOUSTON	74,118
10/27	W	23-17	CLEVELAND	74,307
11/3	W	23-13	at Buffalo	68,159
11/17	L	17-27	at Denver (N)	77,076
11/24	L	38-41	SAN DIEGO	75,259
12/1	L	28-35	DENVER	77,065
12/8	W	45-10	at Washington	56,247
12/15	W	56-31	at Oakland	49,571
12/22	L	7-23	INDIANAPOLIS	75,396
12/29	L	24-27 OT	at San Diego	66,374
AFC Wild Card Playoff Game				
1/4	L	44-45	at Indianapolis	63,551

## REGULAR STARTERS

OFFENSE		DEFENSE	
WR	Dwayne Bowe	LE	Tyson Jackson
LT	Brandon Albert	NT	Dontari Poe
LG	Jeff Allen	RE	Mike DeVito
C	Rodney Hudson	LOLB	Justin Houston
RG	Geoff Schwartz	LILB	Akeem Jordan
RT	Eric Fisher	RILB	Derrick Johnson
TE	Anthony Fasano	ROLB	Tamba Hali
WR	Dexter McCluster	LCB	Brandon Flowers
WR	Donnie Avery	RCB	Sean Smith
QB	Alex Smith	SS	Eric Berry
RB	Jamaal Charles	FS	Kendrick Lewis
K	Ryan Succop	P	Dustin Colquitt

## PRO BOWLERS IN BLUE

AMERICAN CONFERENCE					NATIONAL CONFERENCE				
West Division					West Division				
	W	L	T	Pct.		W	L	T	Pct.
Denver	13	3	0	.813	Seattle	13	3	0	.813
Kansas City†	11	5	0	.688	San Francisco†	12	4	0	.750
San Diego†	9	7	0	.563	Arizona	10	6	0	.625
Oakland	4	12	0	.250	St. Louis	7	9	0	.438
North Division					North Division				
	W	L	T	Pct.		W	L	T	Pct.
Cincinnati	11	5	0	.688	Green Bay	8	7	1	.531
Pittsburgh	8	8	0	.500	Chicago	8	8	0	.500
Baltimore	8	8	0	.500	Detroit	7	9	0	.438
Cleveland	4	12	0	.250	Minnesota	5	10	1	.344
East Division					East Division				
	W	L	T	Pct.		W	L	T	Pct.
New England	12	4	0	.750	Philadelphia	10	6	0	.625
N.Y. Jets	8	8	0	.500	Dallas	8	8	0	.500
Miami	8	8	0	.500	N.Y. Giants	7	9	0	.438
Buffalo	6	10	0	.375	Washington	3	13	0	.188
South Division					South Division				
	W	L	T	Pct.		W	L	T	Pct.
Indianapolis	11	5	0	.688	Carolina	12	4	0	.750
Tennessee	7	9	0	.438	New Orleans†	11	5	0	.688
Jacksonville	4	12	0	.250	Atlanta	4	12	0	.250
Houston	2	14	0	.125	Tampa Bay	4	12	0	.250

AFC Championship: Denver 26, New England 16

NFC Championship: Seattle 23, San Francisco 17

Super Bowl XLVII: Seattle 43, Denver 8

## TEAM STATISTICS

	CHIEFS	OPP.
TOTAL FIRST DOWNS	323	303
Rushing	110	88
Passing	179	189
Penalty	34	26
3rd Down: Made/Att	74/213	78/229
3rd Down Pct.	34.7	34.1
4th Down: Made/Att	4/11	9/18
4th Down Pct.	36.4	50.0
TOTAL NET YARDS	5,396	5,885
Avg. Per Game	337.3	367.8
Total Plays	1,029	1,067
Avg. Per Play	5.2	5.5
NET YARDS RUSHING	2,056	1,923
Avg. Per Game	128.5	120.2
Total Rushes	442	428
NET YARDS PASSING	3,340	3,962
Avg. Per Game	208.8	247.6
Sacked/Yards Lost	41/221	47/309
Gross Yards	3,561	4,271
Att./Completions	546/333	592/334
Completion Pct.	61.0	56.4
Had Intercepted	8	21
PUNTS/AVERAGE	89/45.3	87/46.6
NET PUNTING AVG.	39.4	37.7
PENALTIES/YARDS	101/774	112/852
FUMBLES/BALL LOST	21/10	22/15
TOUCHDOWNS	52	34
Rushing/Passing	41	34
Defensive/Kicking Game	11	0
TIME OF POSSESSION	30:43	29:17

SCORE BY PERIODS	1	2	3	4	OT	Total
CHIEFS TOTAL	124	133	65	108	0	430
OPPONENTS	51	106	91	54	3	305

## INDIVIDUAL STATISTICS

PASSING							
	Att.	Cmp.	Yds.	Pct.	TD	Int	LG
Smith	508	308	3,313	60.6	23	7	71t
Daniel	38	25	248	65.8	1	1	48
CHIEFS TOTAL	546	333	3,561	61.0	24	8	71t
Opp. Total	592	334	4,271	56.4	25	21	77

PASS RECEIVING						
	No.	Yds.	Avg.	LG	TD	
Charles	70	693	9.9	71t	7	
Bowe	57	673	11.8	34t	5	
McCluster	53	511	9.6	43	2	
Avery	40	596	14.9	51	2	
McGrath	26	302	11.6	25	2	
Fasano	23	200	8.7	20	3	
Sherman	18	155	8.6	26	1	
Hemingway	13	125	9.6	24	2	
Davis	11	75	6.8	17	0	
Jenkins	8	130	16.3	48	0	
Gray	7	46	6.6	18	0	
Brock	3	36	12.0	25	0	
Hall	2	20	10.0	11	0	
Gordon	1	3	3.0	3	0	
Smith	1	4	4.0	4	0	
CHIEFS TOTAL	333	3,561	10.7	71t	24	
Opp. Total	334	4,271	12.8	77	25	

RUSHING					
	No.	Yds.	Avg.	LG	TD
Charles	259	1,287	5.0	46	12
Smith	76	431	5.7	26	1
Davis	70	242	3.5	20	4
Daniel	14	52	3.7	29	0
Gray	9	24	2.7	9	0
Avery	2	6	3.0	4	0
Jenkins	2	6	3.0	5	0
McCluster	8	5	0.6	5	0
Sherman	2	3	1.5	2	0
CHIEFS TOTAL	442	2,056	4.7	46	17
Opp. Total	428	1,923	4.5	61	9

## TEAM LEADERS

Scoring: Ryan Succop	118 pts; 52 PATs, 22 FGs
INTs: Quintin Demps	4-61 yds.
Tackles: Derrick Johnson	107 (95 solo)
Sacks: Tamba Hali/Justin Houston	11.0 (78.5/11.0 (75.0)
Punting: Dustin Colquitt	87-4005 yds., 46.0 avg., 35 In 20, 65 LG
Punt Returns: Dexter McCluster	58-686 yds., 11.8 avg., 2 TDs
Kickoff Returns: Quintin Demps	33-992 yds., 30.1 avg., 1 TD

2012

## KANSAS CITY CHIEFS



2-14 • 4th AFC West • Romeo Crennel

## Preseason (1-3)

8/10	W	27-17	ARIZONA	64,212
8/18	L	31-17	at St. Louis	53,272
8/24	L	44-14	SEATTLE	63,870
8/30	L	24-3	at Green Bay	67,999

## Regular Season (2-14)

9/9	L	24-40	ATLANTA	71,180
9/16	L	17-35	at Buffalo	69,402
9/23	W	27-24 OT	at New Orleans	72,226
9/30	L	37-20	SAN DIEGO	69,979
10/7	L	9-6	BALTIMORE	68,803
10/14	L	38-10	at Tampa Bay	46,500
10/28	L	26-16	OAKLAND	74,730
11/1	L	31-13	at San Diego	55,831
11/12	L	16-13 OT	at Pittsburgh	57,644
11/18	L	28-6	CINCINNATI	63,336
11/25	L	17-9	DENVER	74,244
12/2	W	27-21	CAROLINA	62,860
12/9	L	30-7	at Cleveland	62,422
12/16	L	15-0	at Oakland	51,446
12/23	L	20-13	INDIANAPOLIS	62,938
12/30	L	38-3	at Denver	76,502

## REGULAR STARTERS

## OFFENSE

WR	Dwayne Bowe
LT	Branden Albert
LG	Jeff Allen
C	Ryan Lilja
RG	Jon Asamoah
RT	Eric Winston
TE	Tony Moeaki
WR	Dexter McCluster
QB	Matt Cassel
	Brady Quinn
TE	Steve Maneri
RB	Jamaal Charles
K	Ryan Succop

## DEFENSE

LE	Tyson Jackson
NT	Dontari Poe
RE	Ropati Pitoitua
LOLB	Justin Houston
LILB	Jovan Belcher
RILB	Derrick Johnson
ROLB	Tamba Hali
LCB	Brandon Flowers
RCB	Javier Arenas
SS	Eric Berry
FS	Kendrick Lewis
P	Dustin Colquitt

## PRO BOWLERS IN BOLD



## AMERICAN CONFERENCE

## West Division

	W	L	T	Pct.
Denver	13	3	0	.813
San Diego	7	9	0	.438
Oakland	4	12	0	.250
Kansas City	2	14	0	.125

## North Division

	W	L	T	Pct.
Baltimore	10	6	0	.625
Cincinnati †	10	6	0	.625
Pittsburgh	8	8	0	.500
Cleveland	5	11	0	.313

## East Division

	W	L	T	Pct.
New England	12	4	0	.750
Miami	7	9	0	.438
N.Y. Jets	6	10	0	.375
Buffalo	6	10	0	.375

## South Division

	W	L	T	Pct.
Houston	12	4	0	.750
Indianapolis †	11	5	0	.688
Tennessee	6	10	0	.375
Jacksonville	2	14	0	.125



## NATIONAL CONFERENCE

## West Division

	W	L	T	Pct.
San Francisco	11	4	1	.719
Seattle †	11	5	0	.688
St. Louis	7	8	1	.469
Arizona	5	11	0	.313

## North Division

	W	L	T	Pct.
Green Bay	11	5	0	.688
Minnesota †	10	6	0	.625
Chicago	10	6	0	.625
Detroit	4	12	0	.250

## East Division

	W	L	T	Pct.
Washington	10	6	0	.625
N.Y. Giants	9	7	0	.563
Dallas	8	8	0	.500
Philadelphia	4	12	0	.250

## South Division

	W	L	T	Pct.
Atlanta	13	3	0	.813
Carolina	7	9	0	.438
New Orleans	7	9	0	.438
Tampa Bay	7	9	0	.438

AFC Championship: Baltimore 28, New England 13

NFC Championship: San Francisco 28, Atlanta 24

Super Bowl XLVII: Baltimore 34, San Francisco 31

## TEAM STATISTICS

	CHIEFS	OPP.
TOTAL FIRST DOWNS	286	301
Rushing	118	106
Passing	144	176
Penalty	24	19
3rd Down: Made/Att.	70/212	79/202
3rd Down Pct.	33.0	39.1
4th Down: Made/Att.	7/15	3/4
4th Down Pct.	46.7	75.0
TOTAL NET YARDS	5108	5704
Avg. Per Game	319.3	356.5
Total Plays	1015	973
Avg. Per Play	5.0	5.9
NET YARDS RUSHING	2395	2171
Avg. Per Game	149.7	135.7
Total Rushes	500	482
NET YARDS PASSING	2713	3533
Avg. Per Game	169.6	220.8
Sacked/Yards Lost	40/224	27/161
Gross Yards	2937	3694
Att./Completions	475/224	464/279
Completion Pct.	57.5	60.1
Had Intercepted	20	7
PUNTS/AVERAGE	83/46.8	74/46.8
NET PUNTING AVG.	40.8	39.0
PENALTIES/YARDS	92/733	81/670
FUMBLES/BALL LOST	26/17	19/6
TOUCHDOWNS	18	47
Rushing/Passing	9/8	11/29
Defensive/Kicking Game	1/0	7/0
TIME OF POSSESSION	20:02	29:58

SCORE BY PERIODS	1	2	3	4	OT	Total
CHIEFS TOTAL	42	54	43	69	3	211
OPPONENTS	95	121	106	100	3	425

## INDIVIDUAL STATISTICS

## PASSING

	Att.	Cmp.	Yds.	Pct.	TD	Int	LG	Rating
Cassel	277	161	1796	58.1	6	12	46	66.7
Quinn	197	112	1141	56.9	2	8	57	60.1
Hillis	1	0	0	0.0	0	0	0	39.6
CHIEFS TOTAL	475	273	2937	57.5	8	20	57	63.8
Opp. Total	464	279	3694	60.1	29	7	62t	99.9

## PASS RECEIVING

	No.	Yds.	Avg.	LG	TD
Bowe	59	801	13.6	47	3
McCluster	52	452	8.7	31	1
Charles	35	236	6.7	22	1
Moeaki	33	453	13.7	38	1
Draughn	24	158	6.6	23	0
Baldwin	20	325	16.3	57	1
Hillis	10	62	6.2	15	0
Copper	8	79	9.9	17	0
Breaston	7	74	10.6	24	0
Wylie	6	53	8.8	16	0
Newsome	5	73	16.6	28	0
Maneri	5	51	10.2	19	0
Boss	3	65	21.7	29	1
O'Connell	3	18	6.0	11	0
Gray	2	18	9.0	12	0
Eachus	1	19	19.0	19	0
CHIEFS TOTAL	273	2937	10.8	57	8
Opp. Total	279	3694	13.2	62t	29

## RUSHING

	No.	Yds.	Avg.	LG	TD
Charles	285	1509	5.3	91t	5
Hillis	85	309	3.6	18	1
Draughn	59	233	3.9	25	2
Cassel	27	145	5.4	21	1
McCluster	12	70	5.8	19	0
Quinn	19	66	3.5	12	0
Gray	7	44	6.3	15	0
Eachus	5	18	3.6	7	0
Copper	1	1	1.0	1	0
CHIEFS TOTAL	500	2395	4.8	91t	9
Opp. Total	482	2171	4.5	47	11

## TEAM LEADERS

Scoring: Ryan Succop	101 pts; 17 PATs; 28 FGs
INTs: Brandon Flowers	3-28 yds.
Tackles: Derrick Johnson	125 (110 solo)
Sacks: Justin Houston	10.0 (-69.0 yds.)
Punting: Dustin Colquitt	83-3887 yds., 46.8 avg., 45 in 20, 71 LG
Punt Returns: Javier Arenas	34-297 yds., 23.3 avg., 0 TDs
Kickoff Returns: Shaun Draughn	23-537 yds., 23.3 avg., 0 TDs

2011

## KANSAS CITY CHIEFS



7-9 • 4th AFC West • Todd Haley (5-8), Romeo Crennel (2-1)\*\*

## Preseason (0-4)

8/12	L	0-25	TAMPA BAY	67,537
8/19	L	13-31	at Baltimore	70,690
8/26	L	10-14	ST. LOUIS	67,837
9/1	L	19-20	at Green Bay	67,555

## Regular Season (7-9)

9/11	L	7-41	BUFFALO	68,755
9/18	L	3-48	at Detroit	60,040
9/25	L	17-20	at San Diego	62,236
10/2	W	22-17	MINNESOTA	72,931
10/9	W	28-24	at Indianapolis	65,088
10/23	W	28-0	at Oakland	57,361
10/31	W	23-20 OT	SAN DIEGO	72,733
11/6	L	3-31	MIAMI	72,263
11/13	L	10-17	DENVER	72,908
11/21	L	3-34	at New England	68,756
11/27	L	9-13	PITTSBURGH	72,173
12/4	W	10-3	at Chicago	61,973
12/11	L	10-37	at N.Y. Jets	79,088
12/18	W	19-14	GREEN BAY	74,093
12/24	L	13-16 OT	OAKLAND	70,803
1/1	W	7-3	at Denver	76,005

## REGULAR STARTERS

## OFFENSE

WR	Dwayne Bowe
LT	Branden Albert
LG	Ryan Lilja
C	Casey Wiegmann
RG	Jon Asamoah
RT	Barry Richardson
TE	Leonard Pope
WR	Steve Breaston
QB	Matt Cassel
FB	Le'Ron McClain
RB	Jackie Battle
	Thomas Jones
K	Ryan Succop

## DEFENSE

LE	Tyson Jackson
NT	Kelly Gregg
RE	Glenn Dorsey
LOLB	Justin Houston
	Andy Studebaker
LILB	Jovan Belcher
RILB	Derrick Johnson
ROLB	Tamba Hali
LCB	Brandon Flowers
RCB	Brandon Carr
SS	Jon McGraw
FS	Kendrick Lewis
P	Dustin Colquitt

## PRO BOWLERS IN BOLD

AMERICAN  
CONFERENCE

## West Division

	W	L	T	Pct.
Denver	8	8	0	.500
San Diego	8	8	0	.500
Oakland	8	8	0	.500
Kansas City	7	9	0	.438

## North Division

	W	L	T	Pct.
Baltimore	12	4	0	.750
Pittsburgh †	12	4	0	.750
Cincinnati †	9	7	0	.562
Cleveland	4	12	0	.250

## East Division

	W	L	T	Pct.
New England	13	3	0	.812
N.Y. Jets	8	8	0	.500
Miami	6	10	0	.375
Buffalo	6	10	0	.375

## South Division

	W	L	T	Pct.
Houston	10	6	0	.625
Tennessee	9	7	0	.562
Jacksonville	5	11	0	.312
Indianapolis	2	14	0	.125

NATIONAL  
CONFERENCE

## West Division

	W	L	T	Pct.
San Francisco	13	3	0	.812
Arizona	8	8	0	.500
Seattle	7	9	0	.438
St. Louis	2	14	0	.125

## North Division

	W	L	T	Pct.
Green Bay	15	1	0	.938
Detroit †	10	6	0	.625
Chicago	8	8	0	.500
Minnesota	3	13	0	.188

## East Division

	W	L	T	Pct.
N.Y. Giants	9	7	0	.562
Philadelphia	8	8	0	.500
Dallas	8	8	0	.500
Washington	5	11	0	.312

## South Division

	W	L	T	Pct.
New Orleans	13	3	0	.812
Atlanta †	10	6	0	.625
Carolina	6	10	0	.375
Tampa Bay	4	12	0	.250

**AFC Championship:** New England 23, Baltimore 20  
**NFC Championship:** N.Y. Giants 20, San Francisco 17  
**Super Bowl XLVI:** N.Y. Giants 21, New England 17

## TEAM STATISTICS

	CHIEFS	OPP.
TOTAL FIRST DOWNS	277	291
Rushing	89	96
Passing	163	169
Penalty	25	26
3rd Down: Made/Att	81/225	72/210
3rd Down Pct.	36.0	34.3
4th Down: Made/Att	7/17	7/16
4th Down Pct.	41.2	43.8
TOTAL NET YARDS	4973	5333
Avg. Per Game	310.8	333.3
Total Plays	1021	991
Avg. Per Play	4.9	5.4
NET YARDS RUSHING	1893	2112
Avg. Per Game	118.3	132.0
Total Rushes	487	508
NET YARDS PASSING	3080	3221
Avg. Per Game	192.5	201.3
Sacked/Yards Lost	34/208	29/186
Gross Yards	3288	3407
Att./Completions	500/299	454/257
Completion Pct.	59.8	56.6
Had Intercepted	18	20
PUNTS/AVERAGE	89/45.9	83/47.6
NET PUNTING AVG.	89/40.1	83/39.7
PENALTIES/YARDS	110/916	108/834
FUMBLES/BALL LOST	17/10	18/6
TOUCHDOWNS	20	38
Rushing/Passing	5/13	14/23
Defensive/Kicking Game	2/0	0/1
TIME OF POSSESSION	29:10	30:50

SCORE BY PERIODS	1	2	3	4	OT	Total
CHIEFS TOTAL	58	40	43	68	3	212
Opp. Total	59	106	95	75	3	338

## INDIVIDUAL STATISTICS

	Att.	Cmp.	Yds.	Pct.	TD	Int	LG	Rating
Cassel	269	160	1713	59.5	10	9	52	76.6
Palko	134	80	796	59.7	2	7	38	59.8
Orton	97	59	779	60.8	1	2	49	81.1
CHIEFS TOTAL	500	299	3288	59.8	13	18	52	73.0
Opp. Total	454	257	3407	56.6	23	20	67	79.1

	No.	Yds.	Avg.	LG	TD
Bowe	81	1159	14.3	52	5
Breaston	61	785	12.9	43	2
McCluster	46	328	7.1	49	1
Pope	24	247	10.3	39	1
Baldwin	21	254	12.1	39	1
McClain	14	82	5.9	14	1
Colbert	9	89	9.9	19	0
Battle	9	68	7.6	24	0
Copper	8	114	14.3	43	0
O'Connell	7	52	7.4	15	0
Jones	5	43	8.6	27	0
Charles	5	9	1.8	9	1
Urban	4	35	8.8	24	1
Becht	3	26	8.7	16	0
Maneri	1	1	1.0	1	0
Cassel	1	-4	-4.0	-4	0
CHIEFS TOTAL	299	3288	11.0	52	13
Opp. Total	257	3407	13.3	67	23

	No.	Yds.	Avg.	LG	TD
Battle	149	597	4.0	34	2
McCluster	114	516	4.5	32	1
Jones	153	478	3.1	26	0
Cassel	25	99	4.0	11	0
Charles	12	83	6.9	24	0
McClain	15	51	3.4	12	1
Breaston	1	25	25.0	25	0
Palko	5	15	3.0	12	0
Arenas	3	12	4.0	7	1
Bowe	1	12	12.0	12	0
Urban	1	7	7.0	7	0
Horne	1	5	5.0	5	0
Orton	6	-4	-0.7	2	0
Colquitt	1	-3	-3.0	-3	0
CHIEFS TOTAL	487	1893	3.9	34	5
Opp. Total	508	2112	4.2	35	14

## TEAM LEADERS

Scoring: Ryan Succop	92 pts; 24 PATs; 24 FGs
INTs: Brandon Flowers/Brandon Carr	4-95 yds/4-17 yds.
Tackles: Derrick Johnson	179 (131 solo)
Sacks: Tamba Hali	12.0 (-80.0 yds.)
Punting: Dustin Colquitt	89-4084 yds., 45.9 avg., 27 in 20, 68 LG
Punt Returns: Javier Arenas	32-410 yds., 12.8 avg., 0 TDs
Kickoff Returns: Dexter McCluster	25-557 yds., 22.3 avg., 0 TDs

2010

## KANSAS CITY CHIEFS



10-6 • 1st AFC West • Todd Haley

Preseason (1-3)					
8/13	L	10-20	at Atlanta	65,726	
8/21	L	15-20	at Tampa Bay	41,386	
8/27	L	17-20	PHILADELPHIA	64,809	
9/2	W	17-13	GREEN BAY	63,843	
Regular Season (10-6)					
9/13	W	21-14	SAN DIEGO (Mon) (N)	71,297	
9/19	W	16-14	at Cleveland	65,377	
9/26	W	31-10	SAN FRANCISCO	68,188	
10/10	L	9-19	at Indianapolis	66,869	
10/17	L	31-35	at Houston	70,926	
10/24	W	42-20	JACKSONVILLE	69,105	
10/31	W	13-10 OT	BUFFALO	66,625	
11/7	L	20-23 OT	at Oakland	61,075	
11/14	L	29-49	at Denver	75,334	
11/21	W	31-13	ARIZONA	66,247	
11/28	W	42-24	at Seattle	66,370	
12/5	W	10-6	DENVER	67,267	
12/12	L	0-31	at San Diego	66,780	
12/19	W	27-13	at St. Louis	55,669	
12/26	W	34-14	TENNESSEE	65,606	
1/2	L	10-31	OAKLAND	67,045	
AFC Wild Card Playoff Game					
1/9	L	7-30	BALTIMORE	72,190	

## REGULAR STARTERS

OFFENSE			DEFENSE		
WR	Dwayne Bowe	LE	Shaun Smith		
LT	Brandon Albert		Tyson Jackson		
LG	Brian Waters	NT	Ron Edwards		
C	Casey Wiegmann	RE	Glenn Dorsey		
RG	Ryan Lilja	LOLB	Mike Vrabel		
RT	Barry Richardson	LILB	Jovan Belcher		
TE	Tony Moeaki	RILB	Derrick Johnson		
	Leonard Pope	ROLB	Tamba Hali		
WR	Chris Chambers	LCB	Brandon Flowers		
QB	Matt Cassel	RCB	Brandon Carr		
FB	Mike Cox	SS	Eric Berry		
RB	Thomas Jones	FS	Kendrick Lewis		
	Jamaal Charles	P	Dustin Colquitt		
K	Ryan Succop				

## PRO BOWLERS IN BOLD

AMERICAN CONFERENCE					NATIONAL CONFERENCE				
West Division					West Division				
	W	L	T	Pct.		W	L	T	Pct.
Kansas City	10	6	0	.625	Seattle	7	9	0	.438
San Diego	9	7	0	.563	St. Louis	7	9	0	.438
Oakland	8	8	0	.500	San Francisco	6	10	0	.375
Denver	4	12	0	.250	Arizona	5	11	0	.313
North Division					North Division				
	W	L	T	Pct.		W	L	T	Pct.
Pittsburgh	12	4	0	.750	Chicago	11	5	0	.688
Baltimore †	12	4	0	.750	Green Bay †	10	6	0	.625
Cleveland	5	11	0	.313	Detroit	6	10	0	.375
Cincinnati	4	12	0	.250	Minnesota	6	10	0	.375
East Division					East Division				
	W	L	T	Pct.		W	L	T	Pct.
New England	14	2	0	.875	Philadelphia	10	6	0	.625
N.Y. Jets †	11	5	0	.688	N.Y. Giants	10	6	0	.625
Miami	7	9	0	.438	Dallas	6	10	0	.375
Buffalo	4	12	0	.250	Washington	6	10	0	.375
South Division					South Division				
	W	L	T	Pct.		W	L	T	Pct.
Indianapolis	10	6	0	.625	Atlanta	13	3	0	.813
Jacksonville	8	8	0	.500	New Orleans †	11	5	0	.688
Houston	6	10	0	.375	Tampa Bay	10	6	0	.625
Tennessee	6	10	0	.375	Carolina	2	14	0	.125

AFC Championship: Pittsburgh 24, N.Y. Jets 19  
 NFC Championship: Green Bay 21, Chicago 14  
 Super Bowl XLV: Green Bay 31, Pittsburgh 25

## TEAM STATISTICS

	CHIEFS	OPP.
TOTAL FIRST DOWNS	319	293
Rushing	129	88
Passing	167	186
Penalty	23	19
3rd Down: Made/Att	83/226	84/223
3rd Down Pct.	36.7	37.7
4th Down: Made/Att	10/23	7/20
4th Down Pct.	43.5	35.0
TOTAL NET YARDS	5595	5283
Avg. Per Game	349.7	330.2
Total Plays	1063	1028
Avg. Per Play	5.3	5.1
NET YARDS RUSHING	2627	1764
Avg. Per Game	164.2	110.3
Total Rushes	556	408
NET YARDS PASSING	2968	3519
Avg. Per Game	185.5	219.9
Sacked/Yards Lost	32/221	39/258
Gross Yards	3189	3777
Att./Completions	475/274	581/319
Completion Pct.	57.7	54.9
Had Intercepted	8	14
PUNTS/AVERAGE	90/43.8	89/45.2
NET PUNTING AVG.	90/37.3	89/36.4
PENALTIES/YARDS	90/771	111/922
FUMBLES/BALL LOST	15/6	23/9
TOUCHDOWNS	44	38
Rushing/Passing	40	34
Defensive/Kicking Game	4	4
TIME OF POSSESSION	31:04	28:56

SCORE BY PERIODS	1	2	3	4	OT	Total
CHIEFS TOTAL	55	137	77	94	3	366
Opp. Total	57	88	72	106	3	326

## INDIVIDUAL STATISTICS

PASSING										
	Att.	Cmp.	Yds.	Pct.	TD	Int	LG	Rating		
Cassel	450	262	3116	58.2	27	7	75	93.0		
Croyle	19	8	38	42.1	0	1	16	27.7		
Palco	6	4	35	66.7	0	0	18	81.9		
CHIEFS TOTAL	475	274	3189	57.7	27	8	75	90.1		
Opp. Total	581	319	3777	54.9	23	14	87	78.1		

PASS RECEIVING										
	No.	Yds.	Avg.	LG	TD					
Bowe	72	1162	16.1	75	15					
Moeaki	47	556	11.8	34	3					
Charles	45	468	10.4	31	3					
Chambers	22	213	9.7	26	1					
McCluster	21	209	10.0	31	1					
Copper	18	157	8.7	20	0					
Jones	14	122	8.7	20	0					
Pope	10	76	7.6	14	2					
Castille	10	43	4.3	14	0					
Tucker	6	114	19.0	38	1					
Cox	4	27	6.8	13	0					
O'Connell	3	31	10.3	18	0					
Battle	1	9	9.0	9	0					
Vrabel	1	2	2.0	2	1					
CHIEFS TOTAL	274	3189	11.6	75	27					
Opp. Total	319	3777	11.8	87	23					

RUSHING										
	No.	Yds.	Avg.	LG	TD					
Charles	230	1467	6.4	80	5					
Jones	245	896	3.7	70	6					
Cassel	33	125	3.8	23	0					
McCluster	18	71	3.9	20	0					
Battle	20	50	2.5	7	1					
Arenas	1	5	5.0	5	0					
Palco	2	5	2.5	6	0					
Bowe	1	4	4.0	4	0					
Castille	5	3	0.6	3	0					
Smith	1	1	1.0	1	1					
CHIEFS TOTAL	556	2627	4.7	80	13					
Opp. Total	408	1764	4.3	38	11					

## TEAM LEADERS

Scoring: Ryan Succop	102 pts; 42 PATs; 20 FGs
INTs: Eric Berry	4-102 yds.
Tackles: Derrick Johnson	147 (107 solo)
Sacks: Tamba Hali	14.5 (-91.5 yds.)
Punting: Dustin Colquitt	88-3908 yds., 44.4 avg., 33 In 20, 72 LG
Punt Returns: Javier Arenas	39-322 yds., 8.3 avg., 0 TDs
Kickoff Returns: Dexter McCuller	26-527 yds., 20.3 avg., 0 TDs

2009

## KANSAS CITY CHIEFS



4-12 • 4th AFC West • Todd Haley

Preseason (0-4)				
8/15	L	10-16	HOUSTON	64,781
8/21	L	13-17	at Minnesota	62,782
8/29	L	10-14	SEATTLE	66,553
9/3	L	9-17	at St. Louis	46,616
Regular Season (4-12)				
9/13	L	24-38	at Baltimore	71,099
9/20	L	10-13	OAKLAND	69,169
9/27	L	14-34	at Philadelphia	69,144
10/4	L	16-27	N.Y. GIANTS	69,238
10/11	L	20-26 OT	DALLAS	71,214
10/18	W	14-6	at Washington	79,572
10/25	L	7-37	SAN DIEGO	69,337
11/8	L	21-24	at Jacksonville	45,546
11/15	W	16-10	at Oakland	40,720
11/22	W	27-24 OT	PITTSBURGH	70,261
11/29	L	14-43	at San Diego	65,280
12/6	L	13-44	DENVER	68,912
12/13	L	10-16	BUFFALO	68,668
12/20	L	34-41	CLEVELAND	53,315
12/27	L	10-17	at Cincinnati	64,333
1/3	W	44-24	at Denver	73,725

## REGULAR STARTERS

OFFENSE		DEFENSE	
WR	Dwayne Bowe	LE	Tyson Jackson
LT	Branden Albert	NT	Ron Edwards
LG	Brian Waters	RE	Glenn Dorsey
C	Rudy Niswanger	LOLB	Mike Vrabel
RG	Mike Goff	LILB	Demorrio Williams
	Wade Smith	RILB	Corey Mays
RT	Ryan O'Callaghan	ROLB	Tamba Hali
TE	Sean Ryan	LCB	Brandon Flowers
	Leonard Pope	RCB	Brandon Carr
WR	Mark Bradley	SS	Mike Brown
	Chris Chambers	FS	Jarrad Page
QB	Matt Cassel		Jon McGraw
FB	Mike Cox	P	Dustin Colquitt
RB	Jamaal Charles		
	Larry Johnson		
K	Ryan Succop		



West Division				
	W	L	T	Pct.
San Diego	13	3	0	.813
Denver	8	8	0	.500
Oakland	5	11	0	.313
Kansas City	4	12	0	.250

North Division				
	W	L	T	Pct.
Cincinnati	10	6	0	.625
Baltimore †	9	7	0	.563
Pittsburgh	9	7	0	.563
Cleveland	5	11	0	.313

East Division				
	W	L	T	Pct.
New England	10	6	0	.625
N.Y. Jets †	9	7	0	.563
Miami	7	9	0	.438
Buffalo	6	10	0	.375

South Division				
	W	L	T	Pct.
Indianapolis	14	2	0	.875
Houston	9	7	0	.563
Tennessee	8	8	0	.500
Jacksonville	7	9	0	.438

AFC Championship: Indianapolis 30, N.Y. Jets 17  
 NFC Championship: New Orleans 31, Minnesota 28 (OT)  
 Super Bowl XLIII: New Orleans 31, Indianapolis 17



West Division				
	W	L	T	Pct.
Arizona	10	6	0	.625
San Francisco	8	8	0	.500
Seattle	5	11	0	.313
St. Louis	1	15	0	.063

North Division				
	W	L	T	Pct.
Minnesota	12	4	0	.750
Green Bay †	11	5	0	.688
Chicago	7	9	0	.438
Detroit	2	14	0	.125

East Division				
	W	L	T	Pct.
Dallas	11	5	0	.688
Philadelphia †	11	5	0	.688
N.Y. Giants	8	8	0	.500
Washington	4	12	0	.250

South Division				
	W	L	T	Pct.
New Orleans	13	3	0	.813
Atlanta	9	7	0	.563
Carolina	8	8	0	.500
Tampa Bay	3	13	0	.188

## TEAM STATISTICS

	CHIEFS	OPP.
TOTAL FIRST DOWNS	256	318
Rushing	91	122
Passing	139	178
Penalty	26	18
3rd Down: Made/Att.	62/227	85/223
3rd Down Pct.	27.3	38.1
4th Down: Made/Att.	14/29	6/11
4th Down Pct.	48.3	54.5
TOTAL NET YARDS	4851	6211
Avg. Per Game	303.2	388.2
Total Plays	1019	1062
Avg. Per Play	4.8	5.8
NET YARDS RUSHING	1929	2504
Avg. Per Game	120.6	156.5
Total Rushes	438	531
NET YARDS PASSING	2922	3707
Avg. Per Game	182.6	231.7
Sacked/Yards Lost	45/261	22/137
Gross Yards	3183	3844
Att./Completions	536/296	509/302
Completion Pct.	55.2	59.3
Had Intercepted	17	15
PUNTS/AVERAGE	97/45.0	79/44.1
NET PUNTING AVG.	97/40.8	79/39.4
PENALTIES/YARDS	84/667	106/821
FUMBLES/BALL LOST	31/10	23/13
TOUCHDOWNS	31	48
Rushing/Passing	8/18	18/25
Defensive/Kicking Game	5	5
TIME OF POSSESSION	27:37	32:23

SCORE BY PERIODS	1	2	3	4	OT	Total
CHIEFS TOTAL	29	83	61	118	3	294
Opp. Total	93	110	100	115	6	424

## INDIVIDUAL STATISTICS

	Att.	Cmp.	Yds.	Pct.	TD	Int.	LG	Rating
Cassel	493	271	2924	55.0	16	16	61	69.9
Croyle	40	23	230	57.5	2	0	50	90.6
Bradley	1	1	26	100.0	0	0	26	118.8
Castille	1	0	0	0.0	0	1	---	0.0
Gutierrez	1	1	3	100.0	0	0	3	79.2
CHIEFS TOTAL	536	296	3183	55.2	18	17	61	70.8
Opp. Total	509	302	3844	59.3	25	15	64	87.1

	No.	Yds.	Avg.	LG	TD
Bowe	47	589	12.5	41	4
Charles	40	297	7.4	49	1
Chambers	36	608	16.9	61	4
Wade	36	367	10.2	25	2
Bradley	24	320	13.3	50	2
Long	20	178	8.9	30	0
Pope	20	174	8.7	29	1
Ryan	14	135	9.6	43	2
L. Johnson	12	76	6.3	22	0
Cox	10	79	7.9	19	0
Cottam	9	120	13.3	26	0
Savage	7	51	7.3	12	0
Engram	5	61	12.2	18	0
Copper	4	68	17.0	50	0
Castille	4	37	9.3	20	1
Co. Smith	2	9	4.5	5	0
O'Connell	2	7	3.5	4	0
Battle	2	-3	-1.5	3	0
Lawrence	1	9	9.0	9	0
Vrabel	1	1	1.0	11	1
CHIEFS TOTAL	296	3183	10.8	61	18
Opp. Total	302	3844	12.7	64	25

	No.	Yds.	Avg.	LG	TD
Charles	190	1120	5.9	76	7
L. Johnson	132	377	2.9	19	0
Cassel	50	189	3.8	13	0
Castille	14	55	3.9	16	0
Savage	10	45	4.5	11	0
Lawrence	2	42	21.0	26	0
Ko. Smith	15	33	2.2	12	0
Battle	7	21	3.0	12	0
Bradley	2	20	10.0	22	0
Wade	3	11	3.7	8	0
J. Williams	6	6	1.0	5	0
Cox	3	5	1.7	2	1
McGraw	1	4	4.0	4	0
Thigpen	1	2	2.0	2	0
Colquitt	1	0	0.0	0	0
Long	1	-1	-1.0	-1	0
CHIEFS TOTAL	438	1929	4.4	76	8
Opp. Total	531	2504	4.7	78	18

## TEAM LEADERS

Scoring: Ryan Succop	104 pts; 29 PATs; 25 FGs
INTs: Brandon Flowers	5-38 yds.
Tackles: Demorrio Williams	142 (90 solo)
Sacks: Tamba Hali	8.5 (-45.5 yds.)
Punting: Dustin Colquitt	96-4361 yds., 45.4 avg., 41 in 20, 70 LG
Punt Returns: Bobby Wade	21-160 yds., 7.6 avg., 0 TDs
Kickoff Returns: Jamaal Charles	36-925 yds., 25.7 avg., 1 TD



2008

## KANSAS CITY CHIEFS



2-14 • 4th AFC West • Herm Edwards

## Preseason (2-2)

8/7	W	24-20	at Chicago	60,751
8/16	L	17-27	ARIZONA	70,203
8/23	L	0-24	at Miami	60,189
8/28	W	21-17	ST. LOUIS	65,686

## Regular Season (2-14)

9/7	L	10-17	at New England	68,756
9/14	L	8-23	OAKLAND	74,480
9/21	L	14-38	at Atlanta	62,434
9/28	W	33-19	DENVER	74,623
10/5	L	0-34	at Carolina	72,319
10/19	L	10-34	TENNESSEE	74,200
10/26	L	24-28	at N.Y. Jets	78,037
11/2	L	27-30 OT	TAMPA BAY	74,045
11/9	L	19-20	at San Diego	67,510
11/16	L	20-30	NEW ORLEANS	74,159
11/23	L	31-54	BUFFALO	73,584
11/30	W	20-13	at Oakland	61,379
12/7	L	17-24	at Denver	75,187
12/14	L	21-22	SAN DIEGO	73,842
12/21	L	31-38	MIAMI	73,689
12/28	L	6-16	at Cincinnati	63,984

## REGULAR STARTERS

OFFENSE		DEFENSE	
WR	Dwayne Bowe	LE	Turk McBride
LT	Branden Albert		Tamba Hali
LG	Brian Waters	LT	Tank Tyler
C	Rudy Niswanger	RT	Glenn Dorsey
RG	Adrian Jones	RE	Tamba Hali
RT	Damion McIntosh		Turk McBride
TE	Tony Gonzalez	LOLB	Demorrio Williams
WR	Mark Bradley	MLB	Pat Thomas
	Devard Darling	ROLB	Derrick Johnson
QB	Tyler Thigpen	LCB	Brandon Carr
FB	Mike Cox	RCB	Brandon Flowers
RB	Larry Johnson	SS	Bernard Pollard
K	Connor Barth	FS	Jarrad Page
	Nick Novak	P	Dustin Colquitt

## PRO BOWLERS IN BOLD

AMERICAN CONFERENCE					NATIONAL CONFERENCE				
West Division					West Division				
	W	L	T	Pct.		W	L	T	Pct.
San Diego	8	8	0	.500	Arizona	9	7	0	.563
Denver	8	8	0	.500	San Francisco	7	9	0	.438
Oakland	5	11	0	.313	Seattle	4	12	0	.250
Kansas City	2	14	0	.125	St. Louis	2	14	0	.125
North Division					North Division				
	W	L	T	Pct.		W	L	T	Pct.
Pittsburgh	12	4	0	.750	Minnesota	10	6	0	.625
Baltimore †	11	5	0	.688	Chicago	9	7	0	.563
Cincinnati	4	11	1	.281	Green Bay	6	10	0	.375
Cleveland	4	12	0	.250	Detroit	0	16	0	.000
East Division					East Division				
	W	L	T	Pct.		W	L	T	Pct.
Miami	11	5	0	.688	N.Y. Giants	12	4	0	.750
New England	11	5	0	.688	Philadelphia †	9	6	1	.594
N.Y. Jets	9	7	0	.563	Dallas	9	7	0	.563
Buffalo	7	9	0	.438	Washington	8	8	0	.500
South Division					South Division				
	W	L	T	Pct.		W	L	T	Pct.
Tennessee	13	3	0	.813	Carolina	12	4	0	.750
Indianapolis †	12	4	0	.750	Atlanta †	11	5	0	.688
Houston	8	8	0	.500	Tampa Bay	9	7	0	.563
Jacksonville	5	11	0	.313	New Orleans	8	8	0	.500

AFC Championship: Pittsburgh 23, Baltimore 14

NFC Championship: Arizona 32, Philadelphia 25

Super Bowl XLIII: Pittsburgh 27, Arizona 23

## TEAM STATISTICS

	CHIEFS	OPP.
TOTAL FIRST DOWNS	273	344
Rushing	94	133
Passing	161	195
Penalty	18	16
3rd Down: Made/Att	82/214	100/211
3rd Down Pct.	38.3	47.4
4th Down: Made/Att	7/18	6/14
4th Down Pct.	38.9	42.9
TOTAL NET YARDS	4939	6291
Avg. Per Game	308.7	393.2
Total Plays	957	1041
Avg. Per Play	5.2	6.0
NET YARDS RUSHING	1810	2543
Avg. Per Game	113.1	158.9
Total Rushes	379	509
NET YARDS PASSING	3129	3748
Avg. Per Game	195.6	234.3
Sacked/Yards Lost	37/229	10/62
Gross Yards	3358	3810
Att./Completions	541/310	522/348
Completion Pct.	57.3	66.7
Had Intercepted	16	13
PUNTS/AVERAGE	82/44.2	50/43.9
NET PUNTING AVG.	82/37.5	50/37.3
PENALTIES/YARDS	78/645	81/588
FUMBLES/BALL LOST	20/8	30/16
TOUCHDOWNS	35	49
Rushing/Passing	9/23	25/21
Defensive/Kicking Game	3	3
TIME OF POSSESSION	27:56	32:04

SCORE BY PERIODS	1	2	3	4	OT	Total
CHIEFS TOTAL	68	102	33	88	0	291
Opp. Total	77	141	106	113	3	440

## INDIVIDUAL STATISTICS

	Att.	Cmp.	Yds.	Pct.	TD	Int	LG	Rating
Thigpen	420	230	2608	54.8	18	12	75	76.0
Huard	81	50	477	61.7	2	4	68	65.7
Croyle	29	20	151	69.0	0	0	22	81.3
Gray	8	7	76	87.5	1	0	26	145.8
Bradley	1	1	37	100.0	1	0	37	158.3
Hagens	1	1	5	100.0	0	0	5	87.5
L. Johnson	1	1	4	100.0	1	0	41	122.9
CHIEFS TOTAL	541	310	3358	57.3	23	16	75	77.5
Opp. Total	522	348	3810	66.7	21	13	70	91.1

	No.	Yds.	Avg.	LG	TD
Gonzalez	96	1058	11.0	35	10
Bowe	86	1022	11.9	36	7
Bradley	30	380	12.7	56	3
Charles	27	272	10.1	75	1
Darling	17	247	14.5	68	1
L. Johnson	12	74	6.2	20	0
K. Smith	10	52	5.2	8	0
Cox	8	19	2.4	5	0
Franklin	7	83	11.9	42	0
Cottam	7	63	9.0	19	0
Webb	5	46	9.2	15	0
Savage	2	0	0.0	2	0
Thigpen	1	37	37.0	37	1
Hagens	1	7	7.0	7	0
Battle	1	-2	-2.0	-2	0
CHIEFS TOTAL	310	3358	10.8	75	23
Opp. Total	348	3810	10.9	70	21

	No.	Yds.	Avg.	LG	TD
L. Johnson	193	874	4.5	65	5
Thigpen	62	386	6.2	32	3
Charles	67	357	5.3	30	0
K. Smith	35	100	2.9	19	1
Savage	15	53	3.5	11	0
Gray	1	27	27.0	27	0
Huard	4	13	3.3	15	0
Hagens	1	2	2.0	2	0
Cox	1	-2	-2.0	-2	0
CHIEFS TOTAL	379	1810	4.8	65	9
Opp. Total	509	2543	5.0	80	25

## TEAM LEADERS

Scoring: Tony Gonzalez	60 pts: 10 TDs (0 rush, 10 rec.)
INTs: Jarrad Page	4-2 yds.
Tackles: Bernard Pollard	98 (84 solo)
Sacks: Tamba Hali	3.0 (-23.0 yds.)
Punting: Dustin Colquitt	70-3110 yds., 44.4 avg., 27 in 20, 73 LG
Punt Returns: Kevin Robinson	11-94 yds., 8.5 avg., 0 TDs
Kickoff Returns: Dantrell Savage	26-633 yds., 24.3 avg., 0 TDs

2007

## KANSAS CITY CHIEFS



4-12 • 3rd AFC West • Herm Edwards

## Preseason (0-4)

8/11	L	12-16	at Cleveland	70,067
8/16	L	10-11	MIAMI	70,217
8/23	L	7-30	NEW ORLEANS	72,283
8/30	L	3-10	at St. Louis	64,958

## Regular Season (4-12)

9/9	L	3-20	at Houston	70,080
9/16	L	10-20	at Chicago	62,095
9/23	W	13-10	MINNESOTA	78,038
9/30	W	30-16	at San Diego	65,175
10/7	L	7-17	JACKSONVILLE	76,917
10/14	W	27-20	CINCINNATI	76,846
10/21	W	12-10	at Oakland	62,240
11/4	L	22-33	GREEN BAY	78,988
11/11	L	11-27	DENVER	77,368
11/18	L	10-13	at Indianapolis	57,294
11/25	L	17-20	OAKLAND	76,210
12/2	L	10-24	SAN DIEGO	74,874
12/9	L	7-41	at Denver	75,895
12/16	L	17-26	TENNESSEE	74,976
12/23	L	20-25	at Detroit	59,938
12/30	L	10-13 OT	at N.Y. Jets	76,737

## REGULAR STARTERS

OFFENSE				DEFENSE			
WR	Eddie Kennison	LE	Tamba Hali	LT	Ron Edwards		
	Samie Parker	RT	Alfonso Boone				
LT	Damion McIntosh	RE	Jared Allen				
LG	Brian Waters	LOLB	Derrick Johnson				
C	Casey Wiegmann	MLB	Napoleon Harris				
RG	John Welbourn	ROLB	Donnie Edwards				
RT	Chris Terry	LCB	Ty Law				
TE	Tony Gonzalez	RCB	Patrick Surtain				
WR	Dwayne Bowe	SS	Bernard Pollard				
QB	Damon Huard	FS	Jarrad Page				
	Brodie Croyle	P	Dustin Colquitt				
FB	Kris Wilson						
RB	Larry Johnson						
	Kolby Smith						
K	Dave Rayner						

PRO BOWLERS IN BOLD



## West Division

	W	L	T	Pct.
San Diego	11	5	0	.688
Denver	7	9	0	.438
Kansas City	4	12	0	.250
Oakland	4	12	0	.250

## North Division

	W	L	T	Pct.
Pittsburgh	10	6	0	.625
Cleveland	10	6	0	.625
Cincinnati	7	9	0	.438
Baltimore	5	11	0	.313

## East Division

	W	L	T	Pct.
New England	16	0	0	1.000
Buffalo	7	9	0	.438
N.Y. Jets	4	12	0	.250
Miami	1	15	0	.063

## South Division

	W	L	T	Pct.
Indianapolis	13	3	0	.813
Jacksonville	11	5	0	.688
Tennessee	10	6	0	.625
Houston	8	8	0	.500



## West Division

	W	L	T	Pct.
Seattle	10	6	0	.625
Arizona	8	8	0	.500
San Francisco	5	11	0	.313
St. Louis	3	13	0	.188

## North Division

	W	L	T	Pct.
Green Bay	13	3	0	.813
Minnesota	8	8	0	.500
Detroit	7	9	0	.438
Chicago	7	9	0	.438

## East Division

	W	L	T	Pct.
Dallas	13	3	0	.813
N.Y. Giants	10	6	0	.625
Washington	9	7	0	.563
Philadelphia	8	8	0	.500

## South Division

	W	L	T	Pct.
Tampa Bay	9	7	0	.563
Carolina	7	9	0	.438
New Orleans	7	9	0	.438
Atlanta	4	12	0	.250

AFC Championship: New England 21, San Diego 12

NFC Championship: N.Y. Giants 23, Green Bay 20

Super Bowl XLII: N.Y. Giants 17, New England 14

## TEAM STATISTICS

	CHIEFS	OPP.
TOTAL FIRST DOWNS	255	278
Rushing	66	104
Passing	171	156
Penalty	18	18
3rd Down: Made/Att	79/232	65/208
3rd Down Pct.	34.1	31.3
4th Down: Made/Att	13/18	2/11
4th Down Pct.	72.2	18.2
TOTAL NET YARDS	4429	5111
Avg. Per Game	276.8	319.4
Total Plays	1001	980
Avg. Per Play	4.4	5.2
NET YARDS RUSHING	1248	2089
Avg. Per Game	78.0	130.6
Total Rushes	383	481
NET YARDS PASSING	3181	3022
Avg. Per Game	198.8	188.9
Sacked/Yards Lost	55/344	37/252
Gross Yards	3525	3274
Att./Completions	563/335	462/276
Completion Pct.	59.5	59.7
Had Intercepted	20	14
PUNTS/AVERAGE	96/45.0	84/44.8
NET PUNTING AVG.	96.39	84.39.5
PENALTIES/YARDS	101/697	95/695
FUMBLES/BALL LOST	22/13	21/8
TOUCHDOWNS	24	33
Rushing/Passing	6/17	11/17
Defensive/Kicking Game	1	5
TIME OF POSSESSION	29:52	30:08

SCORE BY PERIODS	1	2	3	4	OT	Total
CHIEFS TOTAL	26	92	39	69	0	226
Opp. Total	66	98	89	79	3	335

## INDIVIDUAL STATISTICS

	Att.	Cmp.	Yds.	Pct.	TD	Int	LG	Rating
Huard	332	206	2257	62.0	11	13	58	76.8
Croyle	224	127	1227	56.7	6	6	35	69.9
Thigpen	6	2	41	33.3	0	1	22	18.8
L. Johnson	1	0	0	0.0	0	0	0	39.6

CHIEFS TOTAL	563	335	3525	59.5	17	20	58	73.0
Opp. Total	462	276	3274	59.7	17	14	77	81.0

	No.	Yds.	Avg.	LG	TD
Gonzalez	99	1172	11.8	31	5
Bowe	70	995	14.2	58	5
L. Johnson	30	186	6.2	30	1
Webb	28	313	11.2	32	1
Parker	24	298	12.4	24	2
Wilson	24	180	7.5	31	1
Ko. Smith	22	148	6.7	17	0
Kennison	13	101	7.8	18	0
Bennett	10	47	4.7	9	0
Holmes	5	17	3.4	8	0
G. Harris	3	38	12.7	19	0
Grigsby	2	14	7.0	9	0
Dunn	2	9	4.5	8	0
Allen	2	3	1.5	21	2
Battle	1	4	4.0	4	0

CHIEFS TOTAL	335	3525	10.5	58	17
Opp. Total	276	3274	11.9	77	17

	No.	Yds.	Avg.	LG	TD
L. Johnson	158	559	3.5	54	3
Ko. Smith	112	407	3.6	19	2
Holmes	46	137	3.0	11	0
Bennett	20	52	2.6	12	0
Battle	14	47	3.4	6	1
Croyle	7	8	2.6	6	0
G. Harris	9	9	1.0	4	0
Wilson	3	7	2.3	5	0
Kennison	1	5	5.0	5	0
Webb	1	5	5.0	5	0
McGraw	1	4	4.0	4	0
Parker	1	2	2.0	2	0
Huard	9	-1	-0.1	2	0
Drummond	1	-3	-3.0	-3	0

CHIEFS TOTAL	383	1248	3.3	54	6
Opp. Total	481	2089	4.3	53	11

## TEAM LEADERS

Scoring: Dave Rayner	59 pts: 14 PATs, 15 FGs
INTs: Jarrad Page	3-37 yds.
Tackles: Napoleon Harris	123 (97 solo)
Sacks: Jared Allen	15.5 (-111.0 yds.)
Punting: Dustin Colquitt	95-4322 yds., 45.5 avg., 27 in 20, 81 LG
Punt Returns: Eddie Drummond	32-222 yds., 6.9 avg., 0 TDs
Kickoff Returns: Eddie Drummond	37-785 yds., 21.2 avg., 0 TDs

2006

## KANSAS CITY CHIEFS



9-7 • 2nd AFC West • Herm Edwards

Preseason (2-2)				
8/12	L	14-24	at Houston	70,016
8/17	L	0-17	at N.Y. Giants	76,316
8/26	W	16-12	ST. LOUIS	74,741
8/31	W	10-9	NEW ORLEANS	70,456
Regular Season (9-7)				
9/10	L	10-23	CINCINNATI	77,956
9/17	L	6-9 OT	at Denver	76,786
10/1	W	41-0	SAN FRANCISCO	77,609
10/8	W	23-20	at Arizona	63,445
10/15	L	7-45	at Pittsburgh	64,727
10/22	W	30-27	SAN DIEGO	77,752
10/29	W	35-28	SEATTLE	77,645
11/5	W	31-17	at St. Louis	66,191
11/12	L	10-13	at Miami	73,132
11/19	W	17-13	OAKLAND	78,097
11/23	W	19-10	DENVER (Thur) (Thurs) (N)	79,484
12/3	L	28-31 OT	at Cleveland	71,927
12/10	L	10-20	BALTIMORE	77,232
12/17	L	9-20	at San Diego (N)	66,583
12/23	W	20-9	at Oakland (Sat) (N)	61,446
12/31	W	35-30	JACKSONVILLE	77,500
AFC Wild Card Playoff Game				
1/6	L	8-23	at Indianapolis (Sat)	57,215

## REGULAR STARTERS

OFFENSE		DEFENSE	
WR	Eddie Kennison	LE	Tamba Hali
LT	Jordan Black	LT	Ron Edwards
LG	Brian Waters	RT	James Reed
C	Casey Wiegmann	RE	Jared Allen
RG	Will Shields	LOLB	Derrick Johnson
RT	John Welbourn	MLB	Kawika Mitchell
TE	Tony Gonzalez	ROLB	Kendrell Bell
WR	Samie Parker	LCB	Ty Law
QB	Trent Green	RCB	Patrick Surtain
	Damon Huard	SS	Sammy Knight
FB	Kris Wilson	FS	Greg Wesley
RB	Larry Johnson	P	Dustin Colquitt
K	Lawrence Tynes		

## PRO BOWLERS IN BOLD

AMERICAN CONFERENCE					NATIONAL CONFERENCE				
West Division					West Division				
	W	L	T	Pct.		W	L	T	Pct.
San Diego	14	2	0	.875	Seattle	9	7	0	.562
Kansas City †	9	7	0	.562	St. Louis	8	8	0	.500
Denver	9	7	0	.562	San Francisco	7	9	0	.438
Oakland	2	14	0	.125	Arizona	5	11	0	.312
North Division					North Division				
	W	L	T	Pct.		W	L	T	Pct.
Baltimore	13	3	0	.812	Chicago	13	3	0	.812
Cincinnati	8	8	0	.500	Green Bay	8	8	0	.500
Pittsburgh	8	8	0	.500	Minnesota	6	10	0	.375
Cleveland	4	12	0	.250	Detroit	3	13	0	.188
East Division					East Division				
	W	L	T	Pct.		W	L	T	Pct.
New England	12	4	0	.750	Philadelphia	10	6	0	.625
N.Y. Jets †	10	6	0	.625	Dallas †	9	7	0	.562
Buffalo	7	9	0	.438	N.Y. Giants †	8	8	0	.500
Miami	6	10	0	.375	Washington	5	11	0	.312
South Division					South Division				
	W	L	T	Pct.		W	L	T	Pct.
Indianapolis	12	4	0	.750	New Orleans	10	6	0	.625
Tennessee	8	8	0	.500	Carolina	8	8	0	.500
Jacksonville	8	8	0	.500	Atlanta	7	9	0	.438
Houston	6	10	0	.375	Tampa Bay	4	12	0	.250

AFC Championship: Indianapolis 38, New England 34

NFC Championship: Chicago 39, New Orleans 14

Super Bowl XLI: Indianapolis 29, Chicago 17

## TEAM STATISTICS

	CHIEFS	OPP.
TOTAL FIRST DOWNS	310	298
Rushing	105	109
Passing	184	171
Penalty	21	18
3rd Down: Made/Att.	89/219	83/212
3rd Down Pct.	40.6	39.2
4th Down: Made/Att.	9/15	8/13
4th Down Pct.	60.0	61.5
TOTAL NET YARDS	5143	5262
Avg. Per Game	321.4	328.9
Total Plays	1004	999
Avg. Per Play	5.1	5.3
NET YARDS RUSHING	2143	1928
Avg. Per Game	133.9	120.5
Total Rushes	513	461
NET YARDS PASSING	3000	3334
Avg. Per Game	187.5	208.4
Sacked/Yards Lost	41/243	32/190
Gross Yards	3243	3524
Att. Completions	450/272	506/314
Completion Pct.	60.4	62.1
Had Intercepted	12	15
PUNTS/AVERAGE	72/44.1	75/40.8
NET PUNTING AVG.	72/39.2	75/34.4
PENALTIES/YARDS	76/577	85/709
FUMBLES/BALL LOST	25/14	29/15
TOUCHDOWNS	37	34
Rushing	17	14
Passing	18	18
Defensive/Kicking Game	2	2
TIME OF POSSESSION	30:06	29:54

SCORE BY PERIODS	1	2	3	4	OT	Total
CHIEFS TOTAL	71	105	60	95	0	331
OPPONENTS	61	113	58	77	6	315

## INDIVIDUAL STATISTICS

	Att.	Cmp.	Yds.	Pct.	TD	Int	LG	Rating
Huard	244	148	1878	60.7	11	1	78	98.0
Green	198	121	1342	61.1	7	9	39	74.1
Croyle	7	3	1342	42.9	0	2	23	11.9
L. Johnson	1	0	0	0.0	0	0	0	39.6

CHIEFS TOTAL	450	272	3243	60.4	18	12	78	84.7
Opp. Total	506	314	3524	62.1	18	15	87	82.3

## PASS RECEIVING

	No.	Yds.	Avg.	LG	TD
Gonzalez	73	900	12.3	57	5
Kennison	53	860	16.2	51	5
Parker	41	561	13.7	43	1
L. Johnson	41	410	10.0	78	2
Hall	26	204	7.8	19	2
Wilson	15	132	8.8	19	3
Bennett	9	77	8.6	14	0
Dunn	4	40	10.0	15	0
Webb	3	23	7.7	11	0
Cruz	2	20	10.0	11	0
Gardner	2	17	8.5	13	0
Huard	2	-6	-3.0	-2	0
D. Brown	1	5	5.0	5	0

CHIEFS TOTAL	272	3243	11.9	78	18
Opp. Total	314	3524	11.2	87	18

## RUSHING

	No.	Yds.	Avg.	LG	TD
L. Johnson	416	1789	4.3	47	17
Bennett	36	200	5.6	41	0
Green	19	59	3.1	10	0
Brown	10	24	2.4	7	0
Cruz	5	19	3.8	7	0
Kennison	4	16	4.0	9	0
Hall	3	11	3.7	9	0
Huard	9	9	1.0	8	0
Ross	3	8	2.7	4	0
Parker	3	7	2.3	5	0
Page	1	4	4.0	4	0
Colquitt	1	0	0.0	0	0
Croyle	3	-3	-1.0	-1	0

CHIEFS TOTAL	513	2143	4.2	47	17
Opp. Total	461	1928	4.2	85	14

## TEAM LEADERS

Scoring: Larry Johnson	114 pts: 19 TDs (17 rush, 2 rec.)
INTs: Ty Law	4-11 yds.
Tackles: Kawika Mitchell	118 (88 solo)
Sacks: Tamba Hali	8.0 (-48.0 yds.)
Punting: Dustin Colquitt	71-3145 yds., 44.3 avg., 23 in 20, 72 LG
Punt Returns: Dante Hall	27-240 yds., 8.9 avg., 1 TDs
Kickoff Returns: Dante Hall	53-1207 yds., 22.8 avg., 0 TDs

2005

## KANSAS CITY CHIEFS



10-6 • 2nd AFC West • Dick Vermeil

## Preseason (0-4)

8/12	L	16-27	at Minnesota	63,621
8/20	L	17-24	ARIZONA	76,173
8/27	L	17-23	SEATTLE	74,158
9/2	L	23-27	at St. Louis	65,284

## Regular Season (10-6)

9/11	W	27-7	N.Y. JETS	78,014
9/18	W	23-17	at Oakland (N)	62,273
9/26	L	10-30	at Denver (Mon) (N)	76,381
10/2	L	31-37	PHILADELPHIA	78,742
10/16	W	28-21	WASHINGTON	78,083
10/21	W	30-20	at Miami (Fri) (N)	68,350
10/30	L	20-28	at San Diego	65,750
11/6	W	27-23	OAKLAND	79,033
11/13	L	3-14	at Buffalo	72,093
11/20	W	45-17	at Houston (N)	70,481
11/27	W	26-16	NEW ENGLAND	78,025
12/4	W	31-27	DENVER	78,261
12/11	L	28-31	at Dallas	63,432
12/17	L	17-27	at N.Y. Giants (Sat)	78,625
12/24	W	20-7	SAN DIEGO (Sat)	75,956
1/1	W	37-3	CINCINNATI	77,211

## REGULAR STARTERS

OFFENSE				DEFENSE			
WR	Eddie Kennison	LE	Eric Hicks	LT	John Browning		
LT	Willie Roaf	RT	Lional Dalton	RE	Jared Allen		
LG	Brian Waters	MLB	Derrick Johnson	ROLB	Kendrell Bell		
C	Casey Wiegmann	RCB	Eric Warfield	FS	Greg Wesley		
RG	Will Shields	P	Dustin Colquitt				
RT	John Welbourn						
TE	Tony Gonzalez						
WR	Samie Parker						
QB	Trent Green						
FB	Tony Richardson						
RB	Priest Holmes						
	Larry Johnson						
K	Lawrence Tynes						

PRO BOWLERS IN BOLD

AMERICAN CONFERENCE					NATIONAL CONFERENCE				
West Division					West Division				
Denver	W	L	T	Pct.	Seattle	W	L	T	Pct.
Kansas City	13	3	0	.812	St. Louis	13	3	0	.812
San Diego	10	6	0	.625	Arizona	6	10	0	.375
Oakland	9	7	0	.750	San Francisco	5	11	0	.312
	4	12	0	.250		4	12	0	.250
North Division					North Division				
Cincinnati	W	L	T	Pct.	Chicago	W	L	T	Pct.
Pittsburgh †	11	5	0	.688	Minnesota	11	5	0	.688
Baltimore	11	5	0	.688	Detroit	9	7	0	.562
Cleveland	6	10	0	.375	Green Bay	5	11	0	.312
	6	10	0	.375		4	12	0	.250
East Division					East Division				
New England	W	L	T	Pct.	N.Y. Giants	W	L	T	Pct.
Miami	10	6	0	.875	Washington †	11	5	0	.688
Buffalo	9	7	0	.562	Dallas	10	6	0	.625
N.Y. Jets	5	11	0	.312	Philadelphia	9	7	0	.562
	4	12	0	.250		6	10	0	.375
South Division					South Division				
Indianapolis	W	L	T	Pct.	Tampa Bay	W	L	T	Pct.
Jacksonville †	14	2	0	.812	Carolina †	11	5	0	.688
Tennessee	12	4	0	.750	Atlanta	8	8	0	.500
Houston	4	12	0	.250	New Orleans	3	13	0	.188
	2	14	0	.125					

AFC Championship: Pittsburgh 34, Denver 17

NFC Championship: Seattle 34, Carolina 14

Super Bowl XL: Pittsburgh 21, Seattle 10

## TEAM STATISTICS

	CHIEFS	OPP.
TOTAL FIRST DOWNS	347	292
Rushing/Passing/Penalty	138/182/27	84/189/19
3rd Down: Made/Att.	91/213	78/206
3rd Down Pct.	42.7	37.9
4th Down: Made/Att.	10/16	7/19
4th Down Pct.	62.5	36.8
TOTAL NET YARDS	6192	5249
Avg. Per Game	387.0	328.1
Total Plays	1059	971
Avg. Per Play	5.8	5.4
NET YARDS RUSHING	2382	1570
Avg. Per Game	148.9	98.1
Total Rushes	520	383
NET YARDS PASSING	3810	3679
Avg. Per Game	238.1	229.9
Sacked/Yards Lost	32/204	29/183
Gross Yards	4014	3862
Att./Completions	507/317	559/325
Completion Pct.	62.5	58.1
Had Intercepted	10	16
PUNTS/AVERAGE	65/39.4	69/45.7
Net Punting Avg.	65/35.2	69/40.0
PUNT RETURNS/YARDS	43/293	23/179
KICKOFF RETURNS/YARDS	68/1591	83/2053
PENALTIES/YARDS	115/890	90/805
FUMBLES/BALL LOST	23/13	33/15
TOUCHDOWNS	46	38
Rushing/Passing	26/17	11/25
Defensive/Kicking Game	2/1	1/1
TIME OF POSSESSION	32:09	27:51

SCORE BY PERIODS	1	2	3	4	OT	Total
CHIEFS TOTAL	85	136	79	103	0	403
Opp. Total	51	110	76	88	0	325

## INDIVIDUAL STATISTICS

PASSING									
	Att.	Cmp.	Yds.	Pct.	TD	Int	LG	Rating	
Green	507	317	4014	62.5	17	10	60t	90.1	
CHIEFS TOTAL	507	317	4014	62.5	17	10	60t	90.1	
Opp. Total	559	325	3862	58.1	25	16	78t	82.3	

PASS RECEIVING						
	No.	Yds.	Avg.	LG	TD	
Gonzalez	78	905	11.6	39	2	
Kennison	68	1102	16.2	55	5	
Parker	36	533	14.8	49	3	
D. Hall	34	436	12.8	52t	3	
L. Johnson	33	343	10.4	36	1	
Holmes	21	197	9.4	60t	1	
Horn	18	187	10.4	50	0	
Richardson	9	68	7.6	22	1	
Boerigter	8	119	14.9	38	0	
Dunn	5	53	10.6	24	0	
Wilson	3	33	11.0	16	0	
Brown	3	23	7.7	9	1	
Cruz	1	15	15.0	15	0	
CHIEFS TOTAL	317	4014	12.7	60t	17	
Opp. Total	325	3862	11.9	78t	25	

RUSHING					
	No.	Yds.	Avg.	LG	TD
L. Johnson	336	1750	5.2	49t	20
Holmes	119	451	3.8	35t	6
Green	35	82	2.3	13	0
Kennison	7	43	6.1	23	0
Brown	7	21	3.0	7	0
Richardson	6	20	3.3	8	0
D. Hall	7	11	1.6	7	0
Wilson	1	6	6.0	6	0
Collins	2	-2	-1.0	-1	0
CHIEFS TOTAL	520	2382	4.6	49t	26
Opp. Total	383	1570	4.1	65t	11

## TEAM LEADERS

Scoring: Larry Johnson	126 pts: 21 TDs (20 rush, 1 rec.)
INTs: Greg Wesley	6-106 yds.
Tackles: Kawika Mitchell	135 (100 solo)
Sacks: Jared Allen	11.0 (-65.0 yds.)
Punting: Dustin Colquitt	65-2564 yds., 39.4 avg., 27 in 20, 62 LG
Punt Returns: Dante Hall	42-276 yds., 6.6 avg., 0 TDs
Kickoff Returns: Dante Hall	65-1560 yds., 24.0 avg., 1 TDs

2004

## KANSAS CITY CHIEFS



7-9 • 3rd AFC West • Dick Vermeil

## Preseason (1-3)

8/13	L	24-34	at N.Y. Giants	76,476
8/23	W	24-7	ST. LOUIS (Mon)	75,428
8/28	L	19-21	CLEVELAND	76,086
9/2	L	20-24	at Dallas	61,157

## Regular Season (7-9)

9/12	L	24-34	at Denver (N)	75,939
9/19	L	17-28	CAROLINA	78,136
9/26	L	21-24	HOUSTON	77,433
10/4	W	27-24	at Baltimore (Mon) (N)	69,827
10/17	L	16-22	at Jacksonville	66,413
10/24	W	56-10	ATLANTA	78,260
10/31	W	45-35	INDIANAPOLIS	78,312
11/7	L	31-34	at Tampa Bay	65,495
11/14	L	20-27	at New Orleans	64,900
11/22	L	19-27	NEW ENGLAND (Mon) (N)	78,431
11/28	L	31-34	SAN DIEGO	77,447
12/5	W	34-27	at Oakland	51,292
12/13	W	49-38	at Tennessee (Mon) (N)	68,932
12/19	W	45-17	DENVER	77,702
12/25	W	31-30	OAKLAND (Sat)	77,289
1/2	L	17-24	at San Diego	64,920

## REGULAR STARTERS

OFFENSE		DEFENSE	
WR	Eddie Kennison	LE	Eric Hicks
LT	Willie Roaf	LT	Ryan Sims
LG	Brian Waters	RT	Lionel Dalton
C	Casey Wiegmann	RE	Jared Allen
RG	Will Shields	LOLB	Scott Fujita
RT	John Welbourn	MLB	Monty Beisel
TE	Tony Gonzalez	ROLB	Kawika Mitchell
WR	Johnnie Morton	LCB	Shawn Barber
QB	Trent Green	RCB	Eric Warfield
FB	Tony Richardson	SS	William Barteel
RB	Priest Holmes	FS	Greg Wesley
K	Lawrence Tynes	P	Jerome Woods
			Steve Cheek

## PRO BOWLERS IN BOLD



## West Division

W	L	T	Pct.
San Diego	12	4	0.750
Denver †	10	6	0.625
Kansas City	7	9	0.438
Oakland	5	11	0.312

## North Division

W	L	T	Pct.
Pittsburgh	15	1	0.938
Baltimore	9	7	0.562
Cincinnati	8	8	0.500
Cleveland	4	12	0.250

## East Division

W	L	T	Pct.
New England	14	2	0.875
N.Y. Jets †	10	6	0.625
Buffalo	9	7	0.562
Miami	4	12	0.250

## South Division

W	L	T	Pct.
Indianapolis	12	4	0.750
Jacksonville	9	7	0.562
Houston	7	9	0.438
Tennessee	5	11	0.312

AFC Championship: New England 41, Pittsburgh 27

NFC Championship: Philadelphia 27, Atlanta 10

Super Bowl XXXIX: New England 24, Philadelphia 21



## West Division

W	L	T	Pct.
Seattle	9	7	0.562
St. Louis †	8	8	0.500
Arizona	6	10	0.375
San Francisco	2	14	0.125

## North Division

W	L	T	Pct.
Green Bay	10	6	0.625
Minnesota †	8	8	0.500
Detroit	6	10	0.375
Chicago	5	11	0.312

## East Division

W	L	T	Pct.
Philadelphia	13	3	0.812
N.Y. Giants	6	10	0.375
Dallas	6	10	0.375
Washington	6	10	0.375

## South Division

W	L	T	Pct.
Atlanta	11	5	0.688
New Orleans	8	8	0.500
Carolina	7	9	0.438
Tampa Bay	5	11	0.312

## TEAM STATISTICS

	CHIEFS	OPP
TOTAL FIRST DOWNS	398	327
Rushing/Passing/Penalty	138/228/32	97/190/40
3rd Down: Made/Att.	91/193	71/185
3rd Down Pct.	47.2	38.4
4th Down: Made/Att.	4/14	5/16
4th Down Pct.	28.6	31.3
TOTAL NET YARDS	6695	6037
Avg. Per Game	418.4	377.3
Total Plays	1089	960
Avg. Per Play	6.1	6.3
NET YARDS RUSHING	2289	1834
Avg. Per Game	143.1	114.6
Total Rushes	496	397
NET YARDS PASSING	4406	4203
Avg. Per Game	275.4	262.7
Sacked/Yards Lost	32/227	41/250
Gross Yards	4633	4453
Att./Completions	561/370	522/312
Completion Pct.	66.0	59.8
Had Intercepted	17	13
PUNTS/AVERAGE	55/39.5	64/42.2
Net Punting Avg.	55/31.5	64/35.8
PUNT RETURNS/YARDS	24/232	24/301
KICKOFF RETURNS/YARDS	75/1820	85/1908
PENALTIES/YARDS	117/963	117/957
FUMBLES/BALL LOST	20/10	23/8
TOUCHDOWNS	62	53
Rushing/Passing	31/27	18/32
Defensive/Kicking Game	2/2	1/2
TIME OF POSSESSION	32:14	27:46

SCORE BY PERIODS	1	2	3	4	OT	Total
CHIEFS TOTAL	113	137	93	140	0	483
Opp. Total	81	152	73	129	0	435

## INDIVIDUAL STATISTICS

	Att.	Cmp.	Yds.	Pct.	TD	Int.	LG	Rating
Green	556	369	4591	66.4	27	17	70t	95.2
Collins	5	1	42	20.0	0	0	42	62.1

CHIEFS TOTAL	561	370	4633	66.0	27	17	70t	94.9
Opp. Total	522	312	4453	59.8	32	13	65	97.5

## PASS RECEIVING

	No.	Yds.	Avg.	LG	TD
Gonzalez	102	1258	12.3	32	7
Kennison	62	1086	17.5	70t	8
Morton	55	795	14.5	52	3
Blaylock	25	246	9.8	30	1
Hall	25	230	9.2	22	0
Johnson	22	278	12.6	40	2
Holmes	19	187	9.8	52	1
Richardson	19	118	6.2	22	0
Dunn	17	120	7.1	17	3
Horn	15	178	11.9	30	1
Parker	9	137	15.2	48t	1

CHIEFS TOTAL	370	4633	12.5	70t	27
Opp. Total	312	4453	14.3	65	32

## RUSHING

	No.	Yds.	Avg.	LG	TD
Holmes	196	892	4.6	33t	14
Johnson	120	581	4.8	46t	9
Blaylock	118	539	4.6	24	8
Green	25	85	3.4	13	0
Hall	8	56	7.0	17	0
Richardson	12	56	4.7	13	0
Morton	7	43	6.1	14	0
Kennison	2	15	7.5	15	0
Horn	1	12	12.0	12	0
Gonzalez	1	5	5.0	5	0
Collins	1	4	4.0	4	0
Easy	4	1	1.0	4	0
Cheek	1	0	0.0	0	0

CHIEFS TOTAL	496	2289	4.6	46t	31
Opp. Total	397	1834	4.6	78t	18

## TEAM LEADERS

Scoring: Lawrence Tynes	109 pts: 58 PATs, 17 FGs
INTs: Greg Wesley	4-92 yds.
Eric Warfield	4-49 yds.
Tackles: Scott Fujita	112 (71 solo)
Sacks: Jared Allen	9.0 (-47.0 yds.)
Punting: Steve Cheek	42-1643 yds., 39.1 avg., 8 in 20, 55 LG
Punt Returns: Dante Hall	23-232 yds., 10.1 avg., 0 TDs
Kickoff Returns: Dante Hall	68-1716 yds., 25.3 avg., 2 TDs



2003

## KANSAS CITY CHIEFS



13-3 • 1st AFC West • Dick Vermeil

## Preseason (3-2)

8/4	W	9-0	Green Bay (Mon)	22,385
			Hall of Fame Game (Canton, OH)	
8/9	L	6-24	SAN FRANCISCO	73,830
8/16	W	26-16	MINNESOTA	75,634
8/23	L	31-42	at Seattle	39,833
8/28	W	22-6	at St. Louis	65,373

## Regular Season (13-3)

9/7	W	27-14	SAN DIEGO	78,048
9/14	W	41-20	PITTSBURGH	78,416
9/21	W	42-14	at Houston	70,487
9/28	W	17-10	at Baltimore	69,459
10/5	W	24-23	DENVER	78,903
10/12	W	40-34 OT	at Green Bay	70,407
10/20	W	17-10	at Oakland (Mon) (N)	62,391
10/26	W	38-5	BUFFALO (N)	78,689
11/9	W	41-20	CLEVELAND	78,560
11/16	L	19-24	at Cincinnati	64,923
11/23	W	27-24	OAKLAND	78,889
11/30	W	28-24	at San Diego	57,671
12/7	L	27-45	at Denver	76,403
12/14	W	45-17	DETROIT	77,922
12/20	L	20-45	at Minnesota (Sat)	64,291
12/28	W	31-3	CHICAGO	78,413

## AFC Divisional Playoff Game

1/11	L	31-38	INDIANAPOLIS	79,159
------	---	-------	--------------	--------

## REGULAR STARTERS

OFFENSE		DEFENSE	
WR	Eddie Kennison	LE	Eric Hicks
LT	Willie Roaf	LT	John Browning
LG	Brian Waters	NT	Ryan Sims
C	Casey Wiegmann	RE	Vonnie Holliday
RG	Will Shields	LOLB	Scott Fujita
RT	John Tait	MLB	Mike Maslowski
TE	Tony Gonzalez		Kawika Mitchell
WR	Johnnie Morton	ROLB	Shawn Barber
QB	Trent Green	LCB	Eric Warfield
FB	Tony Richardson	RCB	Dexter McCleon
RB	Priest Holmes	SS	Greg Wesley
K	Morten Andersen	FS	Jerome Woods
		P	Jason Baker

PRO BOWLERS IN BOLD



## West Division

	W	L	T	Pct.
Kansas City	13	3	0	.800
Denver †	10	6	0	.625
Oakland	4	12	0	.250
San Diego	4	12	0	.250

## North Division

	W	L	T	Pct.
Baltimore	10	6	0	.625
Cincinnati	8	8	0	.500
Pittsburgh	6	10	0	.375
Cleveland	5	11	0	.313

## East Division

	W	L	T	Pct.
New England	14	2	0	.875
Miami	10	6	0	.625
Buffalo	6	10	0	.375
N.Y. Jets	6	10	0	.375

## South Division

	W	L	T	Pct.
Indianapolis	12	4	0	.750
Tennessee †	12	4	0	.750
Jacksonville	5	11	0	.313
Houston	5	11	0	.313

AFC Championship: New England 24, Indianapolis 14

NFC Championship: Carolina 14, Philadelphia 3

Super Bowl XXXVIII: New England 32, Carolina 29



## West Division

	W	L	T	Pct.
St. Louis	12	4	0	.750
Seattle †	10	6	0	.625
San Francisco	7	9	0	.438
Arizona	4	12	0	.250

## North Division

	W	L	T	Pct.
Green Bay	10	6	0	.625
Minnesota	9	7	0	.562
Chicago	7	9	0	.438
Detroit	5	11	0	.313

## East Division

	W	L	T	Pct.
Philadelphia	12	4	0	.750
Dallas †	10	6	0	.625
Washington	5	11	0	.313
N.Y. Giants	4	12	0	.250

## South Division

	W	L	T	Pct.
Carolina	11	5	0	.688
New Orleans	8	8	0	.500
Tampa Bay	7	9	0	.438
Atlanta	5	11	0	.313

## TEAM STATISTICS

	CHIEFS	OPP.
TOTAL FIRST DOWNS	348	322
Rushing/Passing/Penalty	120/201/27	120/184/18
3rd Down: Made/Att.	84/201	78/213
3rd Down Pct.	41.8	36.6
4th Down: Made/Att.	6/10	10/23
4th Down Pct.	60.0	43.5
TOTAL NET YARDS	5910	5707
Avg. Per Game	369.4	356.7
Total Plays	1003	1054
Avg. Per Play	5.9	5.4
NET YARDS RUSHING	1929	2344
Avg. Per Game	120.6	146.5
Total Rushes	446	453
NET YARDS PASSING	3981	3363
Avg. Per Game	248.8	210.2
Sacked/Yards Lost	21/132	36/251
Gross Yards	4113	3614
Att./Completions	536/339	565/332
Completion Pct.	63.2	58.8
Had Intercepted	12	25
PUNTS/AVERAGE	81/39.0	73/40.7
Net Punting Avg.	81/33.2	73/31.4
PUNT RETURNS/YARDS	33/542	38/327
KICKOFF RETURNS/YARDS	62/1577	87/2043
PENALTIES/YARDS	79/698	95/781
FUMBLES/BALL LOST	13/6	21/12
TOUCHDOWNS	63	39
Rushing/Passing	32/24	18/19
Defensive/Kicking Game	3/4	1/1
TIME OF POSSESSION	29:23	30:37

SCORE BY PERIODS	1	2	3	4	OT	Total
CHIEFS TOTAL	112	153	82	131	6	484
Opp. Total	57	94	85	96	0	332

## INDIVIDUAL STATISTICS

	PASSING						
	Att.	Cmp.	Yds.	Pct.	TD	Int	LG
Green	523	330	4039	63.1	24	12	67
Collins	12	9	74	75.0	0	0	20
Holmes	1	0	0	0.0	0	0	39.6
Hall	0	0	0	---	0	0	---
CHIEFS TOTAL	536	339	4113	63.2	24	12	67
Opp. Total	565	332	3614	58.8	19	25	70.5

	PASS RECEIVING				
	No.	Yds.	Avg.	LG	TD
Holmes	74	690	9.3	36	0
Gonzalez	71	916	12.9	67	10
Kennison	56	853	15.2	51	5
Morton	50	740	14.8	50	4
Hall	40	423	10.6	67	1
Blaylock	15	181	12.1	63	1
Richardson	12	76	6.3	14	0
Boerigter	11	158	14.4	30	0
Dunn	5	35	7.0	15	3
Easy	3	19	6.3	8	0
Baber	1	20	20.0	20	0
L. Johnson	1	2	2.0	2	0
CHIEFS TOTAL	339	4113	12.1	67	24
Opp. Total	332	3614	10.9	77	19

	RUSHING				
	No.	Yds.	Avg.	LG	TD
Holmes	320	1420	4.4	31	27
Blaylock	22	112	5.1	25	0
Morton	8	194	11.8	39	0
L. Johnson	20	85	4.3	15	1
Green	26	83	3.2	24	1
Hall	16	73	4.6	21	0
Richardson	24	60	2.5	14	2
Kennison	2	9	4.5	31	0
Collins	8	-7	-0.9	7	0
CHIEFS TOTAL	446	1929	4.3	39	32
Opp. Total	453	2344	5.2	65	18

## TEAM LEADERS

Scoring: Priest Holmes	162 pts: 27 TDs (27 rush, 0 rec.)
INTs: Greg Wesley	6-63 yds.
Dexter McCleon	6-(-3) yds.
Tackles: Scott Fujita	151 (110 solo)
Sacks: Vonnie Holliday	5.5 (-50.0 yds.)
Punting: Jason Baker	80-3156 yds., 39.5 avg., 21 in 20, 68 LG
Punt Returns: Dante Hall	29-472 yds., 16.3 avg., 2 TDs
Kickoff Returns: Dante Hall	57-1478 yds., 25.9 avg., 2 TDs

2002

## KANSAS CITY CHIEFS



8-8 • 4th AFC West • Dick Vermeil

## Preseason (3-1)

8/10	W	17-14 OT	at San Francisco	63,111
8/17	W	19-9	HOUSTON	73,506
8/24	L	14-17	at Seattle	49,036
8/30	W	23-16	ST. LOUIS	73,410

## Regular Season (8-8)

9/8	W	40-39	at Cleveland	72,938
9/15	L	16-23	JACKSONVILLE	77,934
9/22	L	38-41 OT	at New England	68,436
9/29	W	48-30	MIAMI	78,178
10/6	W	29-25	at N.Y. Jets	78,149
10/13	L	34-35	at San Diego	58,995
10/20	L	34-37 OT	DENVER	78,446
10/27	W	20-10	OAKLAND	78,685
11/10	L	13-17	at San Francisco	67,881
11/17	W	17-16	BUFFALO	77,951
11/24	L	32-39	at Seattle	56,250
12/1	W	49-0	ARIZONA	77,809
12/8	W	49-10	ST. LOUIS	78,601
12/15	L	24-31	at Denver	75,947
12/22	W	24-22	SAN DIEGO	77,899
12/28	L	0-24	at Oakland (Sat)	62,078

## REGULAR STARTERS

OFFENSE			DEFENSE		
WR	Eddie Kennison	LE	Eric Hicks		
LT	Willie Roaf	LT	John Browning		
LG	Brian Waters	NT	Derrick Ransom		
C	Casey Wiegmann	RE	Duane Clemons		
RG	Will Shields	LOLB	Scott Fujita		
RT	John Tait	MLB	Marvius Patton		
TE	Tony Gonzalez	ROLB	Mike Maslowski		
WR	Johnnie Morton	LCB	Eric Warfield		
QB	Trent Green	RCB	William Bartee		
FB	Tony Richardson	SS	Greg Wesley		
RB	Priest Holmes	FS	Shaunard Harts		
K	Morten Andersen	P	Dan Stryzinski		

## PRO BOWLERS IN BOLD



## West Division

	W	L	T	Pct.
Oakland	11	5	0	.688
Denver	9	7	0	.562
San Diego	8	8	0	.500
Kansas City	8	8	0	.500

## North Division

	W	L	T	Pct.
Pittsburgh	10	5	1	.656
Cleveland †	9	7	0	.562
Baltimore	7	9	0	.438
Cincinnati	2	14	0	.125

## East Division

	W	L	T	Pct.
N.Y. Jets	9	7	0	.562
New England	9	7	0	.562
Miami	9	7	0	.562
Buffalo	8	8	0	.500

## South Division

	W	L	T	Pct.
Tennessee	11	5	0	.688
Indianapolis †	10	6	0	.625
Jacksonville	6	10	0	.375
Houston	4	12	0	.250



## West Division

	W	L	T	Pct.
San Francisco	10	6	0	.625
St. Louis	7	9	0	.438
Seattle	7	9	0	.438
Arizona	5	11	0	.312

## North Division

	W	L	T	Pct.
Green Bay	12	4	0	.750
Minnesota	6	10	0	.375
Chicago	4	12	0	.250
Detroit	3	13	0	.188

## East Division

	W	L	T	Pct.
Philadelphia	12	4	0	.750
N.Y. Giants †	10	6	0	.625
Washington	7	9	0	.438
Dallas	5	11	0	.312

## South Division

	W	L	T	Pct.
Tampa Bay	12	4	0	.750
Atlanta †	9	6	1	.594
New Orleans	9	7	0	.562
Carolina	7	9	0	.438

AFC Championship: Oakland 41, Tennessee 24

NFC Championship: Tampa Bay 27, Philadelphia 10

Super Bowl XXXVII: Tampa Bay 48, Oakland 21

## TEAM STATISTICS

	CHIEFS	OPP.
TOTAL FIRST DOWNS	343	367
Rushing/Passing/Penalty	140/179/24	120/227/20
3rd Down: Made/Att.	77/185	87/205
3rd Down Pct.	41.6	42.4
4th Down: Made/Att.	6/10	10/17
4th Down Pct.	60.0	58.8
TOTAL NET YARDS	6000	6248
Avg. Per Game	375.0	390.5
Total Plays	965	1081
Avg. Per Play	6.2	5.8
NET YARDS RUSHING	2378	2067
Avg. Per Game	148.6	129.2
Total Rushes	462	431
NET YARDS PASSING	3622	4181
Avg. Per Game	226.4	261.3
Sacked/Yards Lost	26/141	34/215
Gross Yards	3763	4396
Att./Completions	477/292	616/403
Completion Pct.	61.2	65.4
Had Intercepted	13	18
PUNTS/AVERAGE	65/37.3	60/39.1
Net Punting Avg.	65/31.2	60/32.0
PUNT RETURNS/YARDS	29/390	27/274
KICKOFF RETURNS/YARDS	67/1474	88/1880
PENALTIES/YARDS	75/700	100/827
FUMBLES/BALL LOST	7/2	20/13
TOUCHDOWNS	57	46
Rushing/Passing	26/27	19/27
Defensive/Kicking Game	1/3	0/0
TIME OF POSSESSION	28:57	31:03

SCORE BY PERIODS	1	2	3	4	OT	Total
CHIEFS TOTAL	101	122	76	168	0	467
Opp. Total	67	117	79	130	6	399

## INDIVIDUAL STATISTICS

	PASSING					
	Att.	Cmp.	Yds.	Pct.	TD	Int.
Green	470	287	3690	61.1	26	13
Collins	6	5	73	83.3	1	0
Holmes	1	0	0	0.0	0	0

CHIEFS TOTAL	477	292	3763	61.2	27	13
Opp. Total	616	403	4396	65.4	27	18

	PASS RECEIVING				
	No.	Yds.	Avg.	LG	TD
Holmes	70	672	9.6	64t	3
Gonzalez	63	773	12.3	42t	7
Kennison	53	906	17.1	64	2
Morton	29	397	13.7	30	1
Boerigter	20	420	21.0	99t	8
Hall	20	322	16.1	75t	3
Richardson	18	125	6.9	23	1
Cloud	6	48	8.0	13	0
Blaylock	5	47	9.4	21	0
Easy	3	23	7.7	13	1
Dunn	2	16	8.0	11	0
Baber	2	10	5.0	7	1
Minnis	1	4	4.0	4	0

CHIEFS TOTAL	292	3763	12.9	99t	27
Opp. Total	403	4396	10.9	82t	27

RUSHING					
	No.	Yds.	Avg.	LG	TD
Holmes	313	1615	5.2	56	21
Green	31	225	7.3	24	1
Morton	10	124	12.4	36	0
Cloud	49	115	2.3	9	2
Richardson	22	81	3.7	14t	2
Blaylock	16	72	4.5	16	0
Kennison	7	58	8.3	31	0
Hall	11	54	4.9	21	0
Tait	1	28	28.0	28	0
Collins	1	7	7.0	7	0
Quinn	1	-1	-1.0	-1	0

CHIEFS TOTAL	462	2378	5.1	56	26
Opp. Total	431	2067	4.8	63t	19

## TEAM LEADERS

Scoring: Priest Holmes	144 pts: 24 TDs (21 rush, 3 rec.)
INTs: Greg Wesley	6-170 yds.
Tackles: Mike Maslowski	162 (109 solo)
Sacks: Eric Hicks	9.0 (-69.5 yds.)
Punting: Dan Stryzinski	64-2422 yds., 37.8 avg., 15 in 20, 56 LG
Punt Returns: Dante Hall	29-390 yds., 13.4 avg., 2 TDs
Kickoff Returns: Dante Hall	57-1354 yds., 23.8 avg., 1 TD

2001

## KANSAS CITY CHIEFS



6-10 • 4th AFC West • Dick Vermeil

Preseason (2-2)				
8/12	W	20-0	WASHINGTON	75,703
8/18	W	10-9	CHICAGO	77,618
8/23	L	23-28	at Jacksonville	48,623
8/31	L	17-21	at St. Louis	65,463
Regular Season (6-10)				
9/9	L	24-27	OAKLAND	78,844
9/23	L	3-13	N.Y. GIANTS	77,666
9/30	W	45-13	at Washington	76,573
10/7	L	6-20	at Denver	75,037
10/14	L	17-20	PITTSBURGH	78,413
10/21	L	16-24	at Arizona	35,916
10/25	L	28-35	INDIANAPOLIS (Thur) (N)	74,212
11/4	W	25-20	at San Diego	58,789
11/11	L	7-27	at N.Y. Jets	78,234
11/25	W	19-7	SEATTLE	77,357
11/29	L	10-23	PHILADELPHIA (Thur) (N)	77,087
12/9	L	26-28	at Oakland	60,784
12/16	W	26-23 OT	DENVER	77,778
12/23	W	20-17	SAN DIEGO	76,131
12/30	W	30-26	at Jacksonville	59,396
1/6	L	18-21	at Seattle	58,460

## REGULAR STARTERS

OFFENSE		DEFENSE	
WR	Marvin Minnis	LE	Eric Hicks
LT	John Tait	LT	John Browning
LG	Brian Waters		Eric Downing
C	Casey Wiegmann	NT	Derrick Ransom
RG	Will Shields	RE	Duane Clemons
RT	Marcus Spears	LOLB	Lew Bush
TE	Tony Gonzalez	MLB	Marcus Patton
WR	Derrick Alexander	ROLB	Donnie Edwards
QB	Trent Green	LCB	Ray Crockett
FB	Tony Richardson	RCB	Eric Warfield
RB	Priest Holmes	SS	Greg Wesley
K	Todd Peterson	FS	Jerome Woods
		P	Dan Stryzinski

## PRO BOWLERS IN BOLD

AMERICAN CONFERENCE					NATIONAL CONFERENCE				
Western Division					Western Division				
	W	L	T	Pct.		W	L	T	Pct.
Oakland	10	6	0	.625	St. Louis	14	2	0	.875
Seattle	9	7	0	.562	San Francisco †	12	4	0	.750
Denver	8	8	0	.500	New Orleans	7	9	0	.438
Kansas City	6	10	0	.375	Atlanta	7	9	0	.438
San Diego	5	11	0	.312	Carolina	1	15	0	.062
Central Division					Central Division				
	W	L	T	Pct.		W	L	T	Pct.
Pittsburgh	13	3	0	.812	Chicago	13	3	0	.812
Baltimore †	10	6	0	.625	Green Bay †	12	4	0	.750
Cleveland	7	9	0	.438	Tampa Bay †	9	7	0	.562
Tennessee	7	9	0	.438	Minnesota	5	11	0	.312
Jacksonville	6	10	0	.375	Detroit	2	14	0	.125
Cincinnati	6	10	0	.375					
Eastern Division					Eastern Division				
	W	L	T	Pct.		W	L	T	Pct.
New England	11	5	0	.688	Philadelphia	11	5	0	.688
Miami †	11	5	0	.688	Washington	8	8	0	.500
N.Y. Jets †	10	6	0	.625	N.Y. Giants	7	9	0	.438
Indianapolis	6	10	0	.375	Arizona	7	9	0	.438
Buffalo	3	13	0	.188	Dallas	5	11	0	.312

AFC Championship: New England 24, Pittsburgh 17

NFC Championship: St. Louis 29, Philadelphia 24

Super Bowl XXXVI: New England 20, St. Louis 17

## TEAM STATISTICS

	CHIEFS	OPP.
TOTAL FIRST DOWNS	324	296
Rushing/Passing/Penalty	119/178/27	111/167/18
3rd Down: Made/Att.	70/195	86/218
3rd Down Pct.	35.9	39.4
4th Down: Made/Att.	5/16	5/8
4th Down Pct.	31.3	62.5
TOTAL NET YARDS	5673	5304
Avg. Per Game	354.6	331.5
Total Plays	1015	1003
Avg. Per Play	5.6	5.3
NET YARDS RUSHING	2008	2140
Avg. Per Game	125.5	133.8
Total Rushes	448	481
NET YARDS PASSING	3665	3164
Avg. Per Game	229.1	197.8
Sacked/Yards Lost	39/198	31/239
Gross Yards	3863	3403
Att./Completions	528/300	491/296
Completion Pct.	56.8	60.3
Had Intercepted	24	13
PUNTS/AVERAGE	75/40.5	79/41.0
Net Punting Avg.	75/35.3	79/35.6
PUNT RETURNS/YARDS	44/326	31/288
KICKOFF RETURNS/YARDS	61/1292	65/1474
PENALTIES/YARDS	68/602	87/761
FUMBLES/BALL LOST	19/9	23/13
TOUCHDOWNS	34	37
Rushing/Passing	16/17	15/19
Defensive/Kicking Game	1/0	1/2
TIME OF POSSESSION	29:07	30:53

SCORE BY PERIODS	1	2	3	4	OT	Total
CHIEFS TOTAL	56	92	64	105	3	320
Opp. Total	43	115	103	83	0	344

## INDIVIDUAL STATISTICS

	Att.	Cmp.	Yds.	Pct.	TD	Int.	LG	Rating
Green	523	296	3783	56.8	17	24	67	71.1
Collins	4	3	40	75.0	0	0	26	106.3
Gonzalez	1	1	40	100.0	0	0	40	118.8
CHIEFS TOTAL	528	300	3863	56.8	17	24	67	71.7
Opp. Total	491	296	3403	60.3	19	13	49	83.1

	No.	Yds.	Avg.	LG	TD
Gonzalez	73	917	12.6	36	6
Holmes	62	614	9.9	67	2
Minnis	33	511	15.5	56	1
Kennison	16	322	20.1	65	0
Richardson	30	265	8.8	47	0
Alexander	27	470	17.4	46	3
Thomas	19	247	13.0	28	1
Ricks	18	252	14.0	40	1
Parker	15	199	13.3	44	2
Dunn	4	54	13.5	28	1
J. Williams	2	11	5.5	9	0
Green	1	1	1.0	1	0
CHIEFS TOTAL	300	3863	12.9	67	17
Opp. Total	296	3403	11.5	49	19

	No.	Yds.	Avg.	LG	TD
Holmes	327	1555	4.8	41	8
Richardson	66	191	2.9	19	7
Green	35	158	4.5	16	0
Cloud	7	54	7.7	16	1
Kennison	2	13	6.5	14	0
Alexander	2	16	8.0	15	0
Hall	2	10	5.0	6	0
Gonzalez	1	9	9.0	9	0
Collins	2	6	3.0	7	0
Parker	3	6	2.0	7	0
Stryzinski	1	-10	-10	-10	0
CHIEFS TOTAL	448	2008	4.5	41	16
Opp. Total	481	2140	4.4	77	15

## TEAM LEADERS

Scoring: Todd Peterson	108 pts: 27 PATs, 27 FGs
INTs: Eric Warfield	4-61 yds., 1 TD
Tackles: Donnie Edwards	147 (112 solo)
Sacks: Duane Clemons	7.0 (-68.5 yds.)
Punting: Dan Stryzinski	73-2976 yds., 40.8 avg., 27 in 20, 76 LG
Punt Returns: Dante Hall	32-235 yds., 7.3 avg., 0 TDs
Kickoff Returns: Dante Hall	43-969 yds., 22.5 avg., 0 TDs

2000

## KANSAS CITY CHIEFS



7-9 • 3rd AFC West • Gunther Cunningham

Preseason (0-4)				
8/5	L	10-14	at Tennessee	68,016
8/13	L	10-33	SAN FRANCISCO	76,682
8/19	L	22-26	JACKSONVILLE	75,120
8/25	L	14-37	at Tampa Bay	64,267
Regular Season (7-9)				
9/3	L	14-27	INDIANAPOLIS	78,357
9/10	L	14-17 OT	at Tennessee	68,203
9/17	W	42-10	SAN DIEGO	77,604
9/24	W	23-22	at Denver	74,596
10/2	W	24-17	SEATTLE (Mon) (N)	82,893
10/15	L	17-20	OAKLAND	79,025
10/22	W	54-34	ST. LOUIS	79,142
10/29	W	24-19	at Seattle	62,141
11/5	L	31-49	at Oakland	62,428
11/12	L	7-21	at San Francisco	68,002
11/19	L	17-21	BUFFALO	78,457
11/26	L	16-17	at San Diego	47,228
12/4	L	24-30	at New England (Mon) (N)	60,292
12/10	W	15-14	CAROLINA	77,481
12/17	W	20-7	DENVER	78,406
12/24	L	13-29	at Atlanta	41,017

## REGULAR STARTERS

OFFENSE		DEFENSE	
WR	Sylvester Morris	LE	Eric Hicks
LT	John Tait	LT	Chester McGlockton
LG	Jeff Blackshear	RT	Dan Williams
C	Tim Grunhard	RE	Duane Clemons
RG	Will Shields	LOLB	Lew Bush
RT	Victor Riley		Mike Maslowski
TE	Tony Gonzalez	MLB	Marcus Patton
WR	Derrick Alexander	ROLB	Donnie Edwards
QB	Elvis Grbac	LCB	Pat Dennis
FB	Tony Richardson	RCB	James Hasty
RB	Kimble Anders	SS	Greg Wesley
	Tony Richardson	FS	Jerome Woods
K	Pete Stoyanovich	P	Todd Sauerbrun
	Todd Peterson		

PRO BOWLERS IN BOLD

AMERICAN CONFERENCE					NATIONAL CONFERENCE				
Western Division					Western Division				
	W	L	T	Pct.		W	L	T	Pct.
Oakland	12	4	0	.750	New Orleans	10	6	0	.625
Denver †	11	5	0	.688	St. Louis †	10	6	0	.625
Kansas City	7	9	0	.438	Carolina	7	9	0	.438
Seattle	6	10	0	.375	San Francisco	6	10	0	.375
San Diego	1	15	0	.063	Atlanta	4	12	0	.250
Central Division					Central Division				
	W	L	T	Pct.		W	L	T	Pct.
Tennessee	13	3	0	.813	Minnesota	11	5	0	.688
Baltimore †	12	4	0	.750	Tampa Bay †	10	6	0	.625
Pittsburgh	9	7	0	.563	Detroit	9	7	0	.563
Jacksonville	7	9	0	.438	Green Bay	9	7	0	.563
Cincinnati	4	12	0	.250	Chicago	5	11	0	.313
Cleveland	3	13	0	.188					
Eastern Division					Eastern Division				
	W	L	T	Pct.		W	L	T	Pct.
Miami	11	5	0	.688	N.Y. Giants	12	4	0	.750
Indianapolis †	10	6	0	.625	Philadelphia †	11	5	0	.688
N.Y. Jets	9	7	0	.563	Washington	8	8	0	.500
Buffalo	8	8	0	.500	Dallas	5	11	0	.313
New England	5	11	0	.313	Arizona	3	13	0	.188

AFC Championship: Baltimore 16, Oakland 3  
 NFC Championship: N.Y. Giants 41, Minnesota 0  
 Super Bowl XXXV: Baltimore 34, N.Y. Giants 7

## TEAM STATISTICS

	CHIEFS	OPP
TOTAL FIRST DOWNS	321	330
Rushing/Passing/Penalty	84/207/30	103/201/26
3rd Down: Made/Att	75/204	84/207
3rd Down Pct.	36.8	40.6
4th Down: Made/Att	4/13	8/11
4th Down Pct.	30.8	72.7
TOTAL NET YARDS	5614	5280
Avg. Per Game	350.9	330.0
Total Plays	999	1041
Avg. Per Play	5.6	5.1
NET YARDS RUSHING	1465	1809
Avg. Per Game	91.6	113.1
Total Rushes	383	441
NET YARDS PASSING	4149	3471
Avg. Per Game	259.3	216.9
Sacked/Yards Lost	34/259	51/266
Gross Yards	4408	3737
Attempts/Completions	582/342	549/358
Pct. of Completions	58.8	65.2
Had Intercepted	15	15
PUNTS/AVERAGE	82/44.6	78/43.1
Net Punting Avg.	82/35.8	78/36.8
PUNT RETURNS/YARDS	37/295	43/559
KICKOFF RETURNS/YARDS	70/1466	70/1679
PENALTIES/YARDS	118/848	108/1020
FUMBLES/BALL LOST	23/11	19/14
TOUCHDOWNS	44	42
Rushing/Passing	12/29	13/25
Defensive/Kicking Game	3/0	4/0
TIME OF POSSESSION	27:36	32:24

SCORE BY PERIODS	1	2	3	4	OT	Total
CHIEFS TOTAL	50	99	82	124	0	355
Opp. Total	75	123	64	89	3	354

## INDIVIDUAL STATISTICS

PASSING									
	Att.	Cmp.	Yds.	Pct.	TD	Int	LG	Rating	
Grbac	547	326	4169	59.6	28	14	81t	89.9	
Moon	34	15	208	44.1	1	1	41	61.9	
Morris	1	1	31	100.0	0	0	31	118.8	
CHIEFS TOTAL	582	342	4408	58.8	29	15	81t	88.5	
Opp. Total	549	358	3737	65.2	25	15	47	88.6	

PASS RECEIVING									
	No.	Yds.	Avg.	LG	TD				
Gonzalez	93	1203	12.9	39	9				
Alexander	78	1391	17.8	81t	10				
Richardson	58	468	8.1	24	3				
Morris	48	678	14.1	47	3				
Lockett	33	422	12.8	34t	2				
Anders	15	76	5.1	12	0				
Drayton	8	70	8.8	21	2				
Parker	3	41	13.7	27	0				
Dunn	2	26	13.0	20	0				
Bennett	2	17	8.5	13	0				
Cloud	2	16	8.0	13	0				
CHIEFS TOTAL	342	4408	12.9	81t	29				
Opp. Total	358	3737	10.4	47	25				

RUSHING									
	No.	Yds.	Avg.	LG	TD				
Richardson	147	697	4.7	33	3				
Anders	76	331	4.4	69	2				
Moreau	67	179	2.7	22	4				
Grbac	30	110	3.7	22	1				
Cloud	30	84	2.8	15t	1				
Alexander	3	45	15.0	26	0				
Bennett	27	24	0.9	6	1				
Moon	2	2	1.0	2	0				
Parker	1	-7	-7.0	-7	0				
CHIEFS TOTAL	383	1465	3.8	69	12				
Opp. Total	441	1822	4.1	50	13				

## TEAM LEADERS

Scoring: Todd Peterson	70 pts: 25 PATs, 15 FGs
INTs: James Hasty	4-53 yds., 0 TDs
Tackles: Donnie Edwards	151 (119 solo)
Sacks: Eric Hicks	14.0 (-73.0 yds.)
Punting: Todd Sauerbrun	82-3656 yds., 44.6 avg., 28 in 20, 68 LG
Punt Returns: Kevin Lockett	26-208 yds., 8.0 avg., 0 TDs
Kickoff Returns: Mike Cloud	36-779 yds., 21.6 avg., 0 TDs

1999

## KANSAS CITY CHIEFS



9-7 • 2nd AFC West • Gunther Cunningham

## Preseason (2-2)

8/15	W	22-20	TENNESSEE	75,152
8/21	L	7-17	TAMPA BAY	76,292
8/26	L	6-31	at Jacksonville	56,932
9/3	W	34-27	at San Diego	46,005



## Regular Season (9-7)

9/12	L	17-20	at Chicago	58,381
9/19	W	26-10	DENVER	78,683
9/26	W	31-21	DETROIT	78,384
10/3	L	14-21	at San Diego	58,099
10/10	W	16-14	NEW ENGLAND	78,636
10/21	W	35-8	at Baltimore (Thur) (N)	68,771
10/31	W	34-0	SAN DIEGO	78,473
11/7	L	17-25	at Indianapolis	56,689
11/14	L	10-17	at Tampa Bay	64,927
11/21	L	19-30	SEATTLE	78,714
11/28	W	37-34	at Oakland	48,632
12/5	W	16-10	at Denver	73,855
12/12	W	31-28	MINNESOTA (N)	78,932
12/18	W	35-19	PITTSBURGH (Sat)	78,697
12/26	L	14-23	at Seattle	66,332
1/2	L	38-41 OT	OAKLAND	79,026

## REGULAR STARTERS

OFFENSE		DEFENSE	
WR	Andre Rison	LE	Eric Hicks
LT	Glenn Parker	LT	Chester McGlockton
LG	Dave Szott	RT	Tom Barndt
C	Tim Grunhard	RE	Leslie O'Neal
RG	Will Shields		Dan Williams
RT	Victor Riley	LOLB	Derrick Thomas
TE	Tony Gonzalez	MLB	Marvucus Patton
WR	Derrick Alexander	ROLB	Donnie Edwards
QB	Elvis Grbac	LCB	Cris Dishman
FB	Tony Richardson	RCB	James Hasty
RB	Bam Morris	SS	Reggie Tongue
K	Pete Stoyanovich	FS	Jerome Woods
		P	Daniel Pope

PRO BOWLERS IN BOLD

 AMERICAN CONFERENCE					 NATIONAL CONFERENCE				
Western Division					Western Division				
	W	L	T	Pct.		W	L	T	Pct.
Seattle	9	7	0	.563	St. Louis	13	3	0	.813
Kansas City	9	7	0	.563	Carolina	8	8	0	.500
San Diego	8	8	0	.500	Atlanta	5	11	0	.313
Oakland	8	8	0	.500	San Francisco	4	12	0	.250
Denver	6	10	0	.375	New Orleans	3	13	0	.188
Central Division					Central Division				
	W	L	T	Pct.		W	L	T	Pct.
Jacksonville	14	2	0	.875	Tampa Bay	11	5	0	.688
Tennessee †	13	3	0	.813	Minnesota †	10	6	0	.625
Baltimore	8	8	0	.500	Detroit †	8	8	0	.500
Pittsburgh	6	10	0	.375	Green Bay	8	8	0	.500
Cincinnati	4	12	0	.250	Chicago	6	10	0	.375
Cleveland	2	14	0	.125	Eastern Division				
Eastern Division						W	L	T	Pct.
	W	L	T	Pct.		Washington <td>10</td> <td>6</td> <td>.625</td>	10	6	.625
Indianapolis	13	3	0	.813	Dallas †	8	8	0	.500
Buffalo †	11	5	0	.688	N.Y. Giants	7	9	0	.438
Miami †	9	7	0	.563	Arizona	6	10	0	.375
N.Y. Jets	8	8	0	.500	Philadelphia	5	11	0	.313
New England	8	8	0	.500					

AFC Championship: Tennessee 33, Jacksonville 14

NFC Championship: St. Louis 11, Tampa Bay 6

Super Bowl XXXIV: St. Louis 23, Tennessee 16

## TEAM STATISTICS

	CHIEFS	OPP.
TOTAL FIRST DOWNS	282	281
Rushing/Passing/Penalty	108/164/10	80/173/28
3rd Down: Made/Att	96/243	65/215
3rd Down Pct.	39.5	30.2
4th Down: Made/Att	6/11	6/13
4th Down Pct.	54.5	46.2
TOTAL NET YARDS	5321	5039
Avg. Per Game	332.6	314.9
Total Plays	1049	1033
Avg. Per Play	5.1	4.9
NET YARDS RUSHING	2082	1557
Avg. Per Game	130.1	97.3
Total Rushes	521	415
NET YARDS PASSING	3239	3482
Avg. Per Game	202.4	217.6
Sacked/Yards Lost	26/170	40/286
Gross Yards	3409	3768
Attempts/Completions	502/295	578/317
Pct. of Completions	58.8	54.8
Had Intercepted	15	25
PUNTS/AVERAGE	104/40.9	98/43.5
Net Punting Avg.	104/35.1	98/35.4
PUNT RETURNS/YARDS	58/706	46/406
KICKOFF RETURNS/YARDS	63/1182	78/1544
PENALTIES/YARDS	126/982	107/787
FUMBLES/BALL LOST	22/9	31/20
TOUCHDOWNS	47	38
Rushing/Passing	14/22	10/24
Defensive/Kicking Game	9/2	1/3
TIME OF POSSESSION	30:20	29:40

SCORE BY PERIODS	1	2	3	4	OT	Total
CHIEFS TOTAL	84	105	93	108	0	390
Opp. Total	50	133	74	62	3	322

## INDIVIDUAL STATISTICS

PASSING									
	Att.	Cmp.	Yds.	Pct.	TD	Int	LG	Rating	
Grbac	499	294	3389	58.9	22	15	86t	81.7	
Moon	3	1	20	33.3	0	0	20	57.6	
CHIEFS TOTAL	502	295	3409	58.8	22	15	86t	81.5	
Opp. Total	578	317	3768	54.8	24	25	54	70.8	

PASS RECEIVING					
	No.	Yds.	Avg.	LG	TD
Gonzalez	76	849	11.2	73t	11
Alexander	54	832	15.4	86t	2
Horn	35	586	16.7	76t	6
Lockett	34	426	12.5	39t	2
Richardson	24	141	5.9	29	0
Rison	21	218	10.4	20	0
Shehee	18	136	7.6	17	0
Johnson	10	98	9.8	19	1
Bennett	10	41	4.1	12	0
Morris	7	37	5.3	9	0
Cloud	3	25	8.3	12	0
Anders	2	14	7.0	9	0
Jacoby	1	6	6.0	6	0
CHIEFS TOTAL	295	3409	11.6	86t	22
Opp. Total	317	3768	11.9	54	24

RUSHING					
	No.	Yds.	Avg.	LG	TD
Bennett	161	627	3.9	44	8
Morris	120	414	3.5	24	3
Richardson	84	387	4.6	26	1
Shehee	65	238	3.7	18	1
Anders	32	181	5.7	46	0
Cloud	35	128	3.7	14	0
Alexander	2	82	41.0	82t	1
Horn	2	15	7.5	9	0
Grbac	19	10	0.5	8	0
Pope	1	0	0.0	0	0
CHIEFS TOTAL	521	2082	4.0	82t	14
Opp. Total	415	1557	3.8	45	10

## TEAM LEADERS

Scoring: Pete Stoyanovich	108 pts: 45 PATs, 21 FGs
INTs: James Hasty	7-98 yds., 2 TDs
Tackles: Donnie Edwards	143 (105 solo)
Sacks: Derrick Thomas	7.0 (-65.0 yds.)
Punting: Daniel Pope	101-4218 yds., 41.8 avg., 20 In 20, 64 LG
Punt Returns: Tamarick Vanover	51-627 yds., 12.3 avg., 2 TDs
Kickoff Returns: Tamarick Vanover	44-886 yds., 20.1 avg., 0 TDs



1998

## KANSAS CITY CHIEFS



7-9 • 4th AFC West • Marty Schottenheimer

## Preseason (2-3)

8/1	L	24-27 OT	Green Bay (Tokyo, Japan)...	42,018
8/8	W	17-13	Tampa Bay (Norman, OK)...	43,657
8/15	L	0-34	at Minnesota .....	60,995
8/22	W	22-21	JACKSONVILLE .....	71,079
8/28	L	6-10	ST. LOUIS .....	69,501

## Regular Season (7-9)

9/6	W	28-8	OAKLAND (N) .....	78,945
9/13	L	16-21	at Jacksonville .....	69,821
9/20	W	23-7	SAN DIEGO .....	73,730
9/27	W	24-21	at Philadelphia .....	66,675
10/4	W	17-6	SEATTLE (N) .....	66,418
10/11	L	10-40	at New England .....	59,749
10/26	L	13-20	PITTSBURGH (Mon) (N) .....	79,431
11/1	L	17-20	N.Y. JETS .....	65,104
11/8	L	12-24	at Seattle .....	66,251
11/16	L	7-30	DENVER (Mon) (N) .....	78,100
11/22	L	37-38	at San Diego .....	59,894
11/29	W	34-24	ARIZONA .....	69,613
12/6	L	31-35	at Denver .....	74,962
12/13	W	20-17	DALLAS .....	77,697
12/20	L	7-28	at N.Y. Giants .....	66,040
12/26	W	31-24	at Oakland (Sat) .....	52,679

## REGULAR STARTERS

OFFENSE		DEFENSE	
WR	Andre Rison	LE	John Browning
LT	Jeff Criswell	NT	Tom Barndt
LG	Glenn Parker	RE	Chester McGlockton
C	Tim Grunhard	FALC	Derrick Thomas
RG	Will Shields		Leslie O'Neal
RT	Victor Riley	ILB	Wayne Simmons
TE	Tony Gonzalez	MLB	Donnie Edwards
WR	Derrick Alexander	RLB	Anthony Davis
QB	Elvis Grbac	LCB	Dale Carter
	Rich Gannon		Mark McMillian
FB	Kimble Anders	RCB	James Hasty
RB	Donnell Bennett	SS	Reggie Tongue
K	Pete Stoyanovich	FS	Jerome Woods
		P	Louie Aguiar

## PRO BOWLERS IN BOLD

AMERICAN CONFERENCE					NATIONAL CONFERENCE				
Western Division					Western Division				
	W	L	T	Pct.		W	L	T	Pct.
Denver	14	2	0	.875	Atlanta	14	2	0	.875
Oakland	8	8	0	.500	San Francisco †	12	4	0	.750
Seattle	8	8	0	.500	New Orleans	6	10	0	.375
Kansas City	7	9	0	.438	Carolina	4	12	0	.250
San Diego	5	11	0	.313	St. Louis	4	12	0	.250
Central Division					Central Division				
	W	L	T	Pct.		W	L	T	Pct.
Jacksonville	11	5	0	.688	Minnesota	15	1	0	.938
Tennessee	8	8	0	.500	Green Bay †	11	5	0	.688
Pittsburgh	7	9	0	.438	Tampa Bay	8	8	0	.500
Baltimore	6	10	0	.375	Detroit	5	11	0	.313
Cincinnati	3	13	0	.188	Chicago	4	12	0	.250
Eastern Division					Eastern Division				
	W	L	T	Pct.		W	L	T	Pct.
N.Y. Jets	12	4	0	.750	Dallas	10	6	0	.625
Buffalo †	10	6	0	.625	Arizona †	9	7	0	.563
Miami †	10	6	0	.625	N.Y. Giants	8	8	0	.500
New England †	9	7	0	.563	Washington	6	10	0	.375
Indianapolis	3	13	0	.188	Philadelphia	3	13	0	.188

AFC Championship: Denver 23, N.Y. Jets 10  
 NFC Championship: Atlanta 30, Minnesota 27  
 Super Bowl XXXIII: Denver 34, Atlanta 19

## TEAM STATISTICS

	CHIEFS	OPP.
TOTAL FIRST DOWNS .....	289	321
Rushing/Passing/Penalty .....	103/153/33	119/146/56
3rd Down: Made/Att .....	70/220	69/204
3rd Down Pct. ....	31.8	33.8
4th Down: Made/Att .....	13/25	6/12
4th Down Pct. ....	52.0	50.0
TOTAL NET YARDS .....	4808	4854
Avg. Per Game .....	300.5	303.4
Total Plays .....	1012	1010
Avg. Per Play .....	4.8	4.8
NET YARDS RUSHING .....	1548	1869
Avg. Per Game .....	96.8	116.8
Total Rushes .....	433	491
NET YARDS PASSING .....	3260	2985
Avg. Per Game .....	203.8	186.6
Sacked/Yards Lost .....	36/212	40/268
Gross Yards .....	3472	3253
Attempts/Completions .....	543/305	479/259
Pct. of Completions .....	56.2	54.1
Had Intercepted .....	18	13
PUNTS/AVERAGE .....	77/42.3	77/42.2
Net Punting Avg. ....	77/34.3	77/36.0
PUNT RETURNS/YARDS .....	38/316	41/513
KICKOFF RETURNS/YARDS .....	63/1319	69/1374
PENALTIES/YARDS .....	158/1304	138/1292
FUMBLES/BALL LOST .....	35/14	36/20
TOUCHDOWNS .....	35	44
Rushing/Passing .....	19/15	22/17
Defensive/Kicking Game .....	1/0	3/2
TIME OF POSSESSION .....	29:53	30:07

SCORE BY PERIODS	1	2	3	4	OT	Total
CHIEFS TOTAL	77	67	105	78	0	327
Opp. Total	101	100	65	97	0	363

## INDIVIDUAL STATISTICS

	Att.	Cmp.	Yds.	Pct.	TD	Int	LG	Rating
Gannon .....	354	206	2305	58.2	10	6	80t	80.1
Grbac .....	188	98	1142	52.1	5	12	65	53.1
Hughes .....	1	1	25	100.0	0	0	25	118.8
CHIEFS TOTAL .....	543	305	3472	56.2	15	18	80t	70.9
Opp. Total .....	479	259	3253	54.1	17	13	58	76.0

## PASS RECEIVING

	No.	Yds.	Avg.	LG	TD
Anders .....	64	462	7.2	29	2
Gonzalez .....	59	621	10.5	32	2
Alexander .....	54	992	18.4	65	4
Rison .....	40	542	13.6	80t	5
Lockett .....	19	281	14.8	38	0
Bennett .....	16	91	5.7	14	1
Horn .....	14	198	14.1	57	1
Popson .....	13	90	6.9	17	0
Morris .....	12	95	7.9	29	0
Shehee .....	10	73	7.3	14	0
Richardson .....	2	13	6.5	15	0
Hughes .....	1	10	10.0	10	0
Shields .....	1	4	4.0	4	0
CHIEFS TOTAL .....	305	3472	11.4	80t	15
Opp. Total .....	259	3253	12.6	58	17

## RUSHING

	No.	Yds.	Avg.	LG	TD
Bennett .....	148	527	3.6	26	5
Morris .....	129	481	3.7	38	8
Anders .....	58	230	4.0	20	1
Gannon .....	44	168	3.8	21	3
Shehee .....	22	57	2.6	10	0
Richardson .....	20	45	2.3	6	2
Grbac .....	7	27	3.9	10	0
Rison .....	2	12	6.0	11	0
Vanover .....	2	1	0.5	2	0
Horn .....	1	0	0.0	0	0
CHIEFS TOTAL .....	433	1548	3.6	38	19
Opp. Total .....	491	1869	3.8	72t	22

## TEAM LEADERS

Scoring: Pete Stoyanovich .....	115 pts: 34 PATs, 27 FGs
INTs: James Hasty .....	4-42 yds., 0 TDs
Tackles: Donnie Edwards .....	151 (97 solo)
Sacks: Derrick Thomas .....	12.0 (-79.0 yds.)
Punting: Louie Aguiar .....	75-3226 yds., 43.0 avg., 20 In 20, 59 LG
Punt Returns: Tamarick Vanover .....	27-264 yds., 9.8 avg., 0 TDs
Kickoff Returns: Tamarick Vanover .....	41-956 yds., 23.3 avg., 0 TDs

1997

## KANSAS CITY CHIEFS



13-3 • 1st AFC West • Marty Schottenheimer

Preseason (1-3)					
8/2	L	14-28	PITTSBURGH	72,726	
8/9	L	7-26	at New Orleans	55,211	
8/14	W	30-10	CAROLINA	76,972	
8/22	L	13-14	at St. Louis	63,936	
Regular Season (13-3)					
8/31	L	3-19	at Denver	75,600	
9/8	W	28-27	at Oakland (Mon) (N)	61,523	
9/14	W	22-16	BUFFALO	78,169	
9/21	W	35-14	at Carolina	67,402	
9/28	W	20-17 OT	SEATTLE	77,877	
10/5	L	14-17	at Miami	71,794	
10/16	W	31-3	SAN DIEGO (Thur) (N)	77,196	
10/26	W	28-20	at St. Louis	64,864	
11/3	W	13-10	PITTSBURGH (Mon) (N)	78,301	
11/9	L	10-24	at Jacksonville	70,444	
11/16	W	24-22	DENVER	77,963	
11/23	W	19-14	at Seattle	66,264	
11/30	W	44-9	SAN FRANCISCO	77,535	
12/7	W	30-0	OAKLAND	76,379	
12/14	W	29-7	at San Diego	54,594	
12/21	W	25-13	NEW ORLEANS	66,772	
AFC Divisional Playoff Game					
1/4	L	10-14	DENVER (Sat)	76,965	

## REGULAR STARTERS

OFFENSE		DEFENSE	
WR	Andre Rison	LT	Vaughn Booker
LT	Jeff Criswell	RT	Joe Phillips
LG	Dave Szott	RE	John Browning
C	Tim Grunhard	LOLB	Derrick Thomas
RG	Will Shields	ILB	Terry Wooden
RT	Glenn Parker	MLB	Wayne Simmons
TE	Ted Popson	ROLB	Donnie Edwards
WR	Lake Dawson	LCB	Anthony Davis
QB	Elvis Grbac	RCB	Dale Carter
FB	Kimble Anders	SS	James Hasty
RB	Greg Hill	FS	Reggie Tongue
K	Pete Stoyanovich	P	Jerome Woods
			Louie Aguiar

## PRO BOWLERS IN BOLD

AMERICAN CONFERENCE					NATIONAL CONFERENCE				
Western Division					Western Division				
	W	L	T	Pct.		W	L	T	Pct.
Kansas City	13	3	0	.813	San Francisco	13	3	0	.813
Denver †	12	4	0	.750	Atlanta	7	9	0	.438
Seattle	8	8	0	.500	Carolina	7	9	0	.438
Oakland	4	12	0	.250	New Orleans	6	10	0	.375
San Diego	4	12	0	.250	St. Louis	5	11	0	.313
Central Division					Central Division				
	W	L	T	Pct.		W	L	T	Pct.
Pittsburgh	11	5	0	.688	Green Bay	13	3	0	.813
Jacksonville †	11	5	0	.688	Tampa Bay †	10	6	0	.625
Tennessee	8	8	0	.500	Detroit †	9	7	0	.563
Cincinnati	7	9	0	.438	Minnesota †	9	7	0	.563
Baltimore	6	9	1	.406	Chicago	4	12	0	.250
Eastern Division					Eastern Division				
	W	L	T	Pct.		W	L	T	Pct.
New England	10	6	0	.625	N.Y. Giants	10	5	1	.656
Miami †	9	7	0	.563	Washington	8	7	1	.531
N.Y. Jets	9	7	0	.563	Philadelphia	6	9	1	.406
Buffalo	6	10	0	.375	Dallas	6	10	0	.375
Indianapolis	3	13	0	.188	Arizona	4	12	0	.250

AFC Championship: Denver 24, Pittsburgh 21

NFC Championship: Green Bay 23, San Francisco 10

Super Bowl XXXII: Denver 31, Green Bay 24

## TEAM STATISTICS

	CHIEFS	OPP.
TOTAL FIRST DOWNS	315	278
Rushing/Passing/Penalty	129/163/23	94/158/26
3rd Down: Made/Att.	93/225	65/206
3rd Down Pct.	41.3	31.6
4th Down: Made/Att.	5/16	4/13
4th Down Pct.	31.3	30.8
TOTAL NET YARDS	5064	4880
Avg. Per Game	316.5	305.0
Total Plays	1054	974
Avg. Per Play	4.8	5.0
NET YARDS RUSHING	2171	1621
Avg. Per Game	135.7	101.3
Total Rushes	529	413
Avg. Per Play	4.1	3.9
NET YARDS PASSING	2893	3259
Avg. Per Game	180.8	203.7
Sacked/Yards Lost	32/236	54/359
Gross Yards	3129	3618
Attempts/Completions	493/281	507/271
Pct. of Completions	57.0	53.5
Had Intercepted	10	21
PUNTS/AVERAGE	83/42.0	84/41.3
Net Punting Avg.	38.0	33.9
PUNT RETURNS/YARDS	35/383	39/255
KICKOFF RETURNS/YARDS	54/1345	80/1672
PENALTIES/YARDS	121/1035	113/977
FUMBLES/LOST	21/10	30/13
TOUCHDOWNS	42	23
Rushing/Passing	15/20	8/15
Returns: Off./Def./Kicking Game*	1/4/2	0/0
TIME OF POSSESSION	31:16	28:44

SCORE BY PERIODS	1	2	3	4	OT	Total
CHIEFS TOTAL	63	149	59	101	3	375
Opp. Total	61	80	47	44	0	232

## INDIVIDUAL STATISTICS

	PASSING							
	Att.	Cmp.	Yds.	Pct.	TD	Int	LG	Rating
Grbac	314	179	1943	57.6	11	6	55t	79.1
Gannon	175	98	1144	56.0	7	4	47	79.8
Tolliver	1	1	100.0	0	0	0	8	79.2
Allen	2	2	15	100.0	2	0	14t	137.5
Aguiar	1	1	35	100.0	0	0	35	118.8
CHIEFS TOTAL	493	281	3129	57.0	20	10	55t	81.1
Opp. Total	507	271	3618	53.5	15	21	78	69.0
	PASS RECEIVING							
	No.	Yds.	Avg.	LG	TD			
Rison	72	1092	15.2	45	7			
Anders	59	453	7.7	55t	2			
Popson	35	320	9.1	21	2			
Gonzalez	33	368	11.2	30	2			
Dawson	21	273	13.0	27	2			
Hill	12	126	10.5	39	0			
Allen	11	86	7.8	18	0			
Vanover	7	92	13.1	42	0			
Hughes	7	65	9.3	14t	2			
Bennett	7	5	0.7	4	0			
Perriman	6	83	13.8	27	0			
Walker	5	60	12.0	22	0			
Richardson	3	6	2.0	3t	3			
Horn	2	65	32.5	47	0			
Lockett	1	35	35.0	35	0			

CHIEFS TOTAL	281	3129	11.1	55t	20
Opp. Total	271	3618	13.4	78	15

	No.	Yds.	Avg.	LG	TD
Hill	157	550	3.5	38	0
Allen	124	505	4.1	30	11
Anders	79	397	5.0	43	0
Bennett	94	369	3.9	14	1
Grbac	30	168	5.6	20	1
Gannon	33	109	3.3	13	2
Vanover	5	50	10.0	17	0
Aguiar	2	11	5.5	6	0
Richardson	2	11	5.5	6	0
Tolliver	2	-1	-0.5	0	0
Rison	1	2	2.0	2	0

CHIEFS TOTAL	529	2171	4.1	43	15
Opp. Total	413	1621	3.9	45	8

## TEAM LEADERS

Scoring: Pete Stoyanovich	113 pts: 35 PATs, 26 FGs
INTs: Mark McMillan	8-274 yds., 3 TDs
Tackles: Reggie Tongue	142 (91 solo)
Sacks: Dan Williams	10.5 (57.5 yds.)
Punting: Louie Aguiar	42.3 avg., 28 in 20, 65 LG
Punt Returns: Tamarick Vanover	35-383 yds., 10.9 avg., 1 TD
Kickoff Returns: Tamarick Vanover	51-1308 yds., 25.6 avg., 1 TD

1996

## KANSAS CITY CHIEFS



9-7 • 2nd AFC West • Marty Schottenheimer

Preseason (3-1)				
8/5	W	32-6	Dallas (Mon) (Monterrey, Mex.)	45,128
8/10	W	42-6	NEW ORLEANS	65,710
8/17	L	30-34	ST. LOUIS	72,191
8/22	W	14-10	at Chicago	51,111
Regular Season (9-7)				
9/1	W	20-19	at Houston	27,725
9/8	W	19-3	OAKLAND	79,281
9/15	W	35-17	at Seattle	39,790
9/22	W	17-14	DENVER	79,439
9/29	L	19-22	at San Diego	59,384
10/7	L	7-17	PITTSBURGH (Mon) (N)	79,189
10/17	W	34-16	SEATTLE (Thur) (N)	76,057
10/27	L	7-34	at Denver	75,652
11/3	W	21-6	at Minnesota	59,552
11/10	W	27-20	GREEN BAY	79,281
11/17	W	14-10	CHICAGO	76,762
11/24	L	14-28	SAN DIEGO	69,472
11/28	W	28-24	at Detroit (Thur) (Thnks)	75,079
12/9	L	7-26	at Oakland (Mon) (N)	57,082
12/15	L	19-24	INDIANAPOLIS	71,136
12/22	L	9-20	at Buffalo	68,671

## REGULAR STARTERS

OFFENSE		DEFENSE	
WR	Chris Penn	LE	Neil Smith
LT	John Alt	LT	Joe Phillips
LG	Dave Szott	RT	Dan Saleaumua
C	Tim Grunhard	RE	Vaughn Booker
RG	Will Shields	LOLB	Derrick Thomas
RT	Ricky Sigsal	MLB	Tracy Simien
TE	Derrick Walker	ROLB	Anthony Davis
WR	Sean LaChapelle	LCB	Dale Carter
	Tamarick Vanover	RCB	James Hasty
QB	Steve Bono	SS	Brian Washington
FB	Kimble Anders	FS	Mark Collins
RB	Marcus Allen	P	Louie Aguiar
K	Pete Stoyanovich		

PRO BOWLERS IN BOLD

AMERICAN CONFERENCE					NATIONAL CONFERENCE				
Western Division					Western Division				
	W	L	T	Pct.		W	L	T	Pct.
Denver	13	3	0	.813	Carolina	12	4	0	.750
Kansas City	9	7	0	.563	San Francisco †	12	4	0	.750
San Diego	8	8	0	.500	St. Louis	6	10	0	.375
Oakland	7	9	0	.438	Atlanta	3	13	0	.188
Seattle	7	9	0	.438	New Orleans	3	13	0	.188
Central Division					Central Division				
	W	L	T	Pct.		W	L	T	Pct.
Pittsburgh	10	6	0	.625	Green Bay	13	3	0	.813
Jacksonville †	9	7	0	.563	Minnesota †	9	7	0	.563
Cincinnati	8	8	0	.500	Chicago	7	9	0	.438
Houston	8	8	0	.500	Tampa Bay	6	10	0	.375
Baltimore	4	12	0	.250	Detroit	5	11	0	.313
Eastern Division					Eastern Division				
	W	L	T	Pct.		W	L	T	Pct.
New England	11	5	0	.688	Dallas	10	6	0	.625
Buffalo †	10	6	0	.625	Philadelphia †	10	6	0	.625
Indianapolis †	9	7	0	.563	Washington	9	7	0	.563
Miami	8	8	0	.500	Arizona	7	9	0	.438
N.Y. Jets	1	15	0	.063	N.Y. Giants	6	10	0	.375

AFC Championship: New England 20, Jacksonville 6

NFC Championship: Green Bay 30, Carolina 13

Super Bowl XXXI: Green Bay 35, New England 21

## TEAM STATISTICS

	CHIEFS	OPP.
TOTAL FIRST DOWNS	312	296
Rushing/Passing/Penalty	111/168/33	84/184/28
3rd Down Made/Att.	77/221	92/218
4th Down Made/Att.	34/8	42/2
4th Down Pct.	8/17	3/10
TOTAL NET YARDS	4899	5204
Avg. Per Game	306.2	325.3
Total Plays	1045	1008
Avg. Per Play	4.7	5.2
NET YARDS RUSHING	2009	1666
Avg. Per Game	125.6	104.1
Total Rushes	488	441
Avg. Per Play	4.1	3.8
NET YARDS PASSING	2890	3538
Avg. Per Game	180.6	221.1
Sacked/Yards Lost	27/203	31/193
Gross Yards	3093	3731
Attempts/Completions	530/290	536/289
Completion Pct.	54.7	53.9
Had Intercepted	14	17
PUNTS/AVERAGE	88/41.7	71/41.8
Net Punting Avg.	33.8	36.2
PUNT RETURNS/YARDS	33/282	42/492
KICKOFF RETURNS/YARDS	66/1567	64/1300
PENALTIES/YARDS	122/901	103/876
FUMBLES/LOST	17/10	23/10
TOUCHDOWNS	35	32
Rushing/Passing	15/18	11/19
Defensive/Kicking Game	1/1	1/1
TIME OF POSSESSION	30:39	29:21

SCORE BY PERIODS	1	2	3	4	OT	Total
CHIEFS TOTAL	61	108	38	90	0	297
Opp. Total	81	76	72	71	0	300

## INDIVIDUAL STATISTICS

PASSING									
	Att	Cmp.	Yds.	Pct.	TD	Int	LG	Rating	
Bono	438	235	2572	53.7	12	13	69	68.0	
Gannon	90	54	491	60.0	6	1	25	92.4	
Allen	1	0	0	0.0	0	0	0	39.6	
Hughes	1	1	30	100.0	0	0	30	118.8	
CHIEFS TOTAL	530	290	3093	54.7	18	14	69	72.3	
Opp. Total	536	289	3731	53.9	19	17	55	74.6	
PASS RECEIVING									
	No.	Yds.	Avg.	LG	TD				
Anders	60	529	8.8	45	2				
Penn	49	628	12.8	22	5				
LaChapelle	27	422	15.6	69	2				
Allen	27	270	10.0	59	0				
Vanover	21	241	11.5	24	1				
McNair	21	181	8.6	29	1				
Johnson	18	189	10.5	26	1				
Hughes	17	167	9.8	26	1				
Cash	14	80	5.7	20	0				
Walker	9	73	8.1	24	1				
Bennett	8	21	2.6	10	0				
Carter	6	89	14.8	46t	1				
Dawson	5	83	16.6	25	1				
Hill	3	60	20.0	34t	1				
Horn	2	30	15.0	21	0				
Richardson	2	18	9.0	17	1				
Bailey	1	12	12.0	12	0				
CHIEFS TOTAL	290	3093	10.7	69	18				
Opp. Total	289	3731	12.9	55	19				
RUSHING									
	No.	Yds.	Avg.	LG	TD				
Allen	206	830	4.0	35	9				
Hill	135	645	4.8	28	4				
Anders	54	201	3.7	15t	2				
Bennett	36	166	4.6	34	0				
Gannon	12	81	6.8	19	0				
McNair	9	32	3.6	9	0				
Bono	26	27	1.0	17	0				
Richardson	4	10	2.5	4	0				
Horn	1	8	8.0	8	0				
Vanover	4	6	1.5	6	0				
Carter	1	3	3.0	3	0				
CHIEFS TOTAL	488	2009	4.1	35	15				
Opp. Total	441	1666	3.8	65t	11				

## TEAM LEADERS

Scoring: Pete Stoyanovich	85 pts: 34 PATs, 17 FGs
INTs: Mark Collins	6-45 yds., 0 TDs
Tackles: Mark Collins	119 (94 solo)
Sacks: Derrick Thomas	13.0 (-109.0 yds.)
Punting: Louie Aguiar	88-3667 yds., 41.7 avg., 25 in 20, 68 LG
Punt Returns: Tamarick Vanover	17-116 yds., 6.8 avg., 0 TDs
Kickoff Returns: Tamarick Vanover	33-854 yds., 25.9 avg., 1 TD

1995

## KANSAS CITY CHIEFS



13-3 • 1st AFC West • Marty Schottenheimer

## Preseason (3-1)

8/5	W	37-21	WASHINGTON	70,807
8/11	L	17-22	at Arizona	37,622
8/19	W	36-10	BUFFALO	76,299
8/26	W	17-13	at Minnesota	39,349

## Regular Season (13-3)

9/3	W	34-10	at Seattle	54,062
9/10	W	20-17 OT	N.Y. GIANTS	77,962
9/17	W	23-17 OT	OAKLAND	78,696
9/24	L	17-35	at Cleveland	74,280
10/1	W	24-3	at Arizona	50,211
10/9	W	29-23 OT	SAN DIEGO (Mon) (N)	79,288
10/15	W	31-26	NEW ENGLAND	77,992
10/22	W	21-7	at Denver	71,044
11/5	W	24-3	WASHINGTON	77,821
11/12	W	22-7	at San Diego	59,285
11/19	W	20-13	HOUSTON (N)	77,576
11/23	L	12-24	at Dallas (Thur) (Thns)	64,901
12/3	W	29-23	at Oakland	53,930
12/11	L	6-13	at Miami (Mon) (N)	70,321
12/17	W	20-17	DENVER	75,061
12/24	W	26-3	SEATTLE	75,784

## AFC Divisional Playoff Game

1/7	L	7-10	INDIANAPOLIS (Sat)	77,594
-----	---	------	--------------------	--------

## REGULAR STARTERS

OFFENSE			DEFENSE		
WR	Lake Dawson	LE	Neil Smith		
	Webster Slaughter	LT	Joe Phillips		
LT	John Alt	RT	Dan Saleaumua		
LG	Dave Szott	RE	Vaughn Booker		
C	Tim Grunhard		Darren Mickell		
RG	Willi Shields	LOLB	George Jamison		
RT	Ricky Siglar	MLB	Tracy Simien		
	Jeff Criswell	ROLB	Derrick Thomas		
TE	Keith Cash	LCB	Dale Carter		
	Derrick Walker	RCB	James Hasty		
WR	Willie Davis	SS	Brian Washington		
QB	Steve Bono	FS	Mark Collins		
FB	Kimble Anders	P	Louie Aguiar		
RB	Marcus Allen				
K	Lin Elliott				

## PRO BOWLERS IN BOLD

AMERICAN CONFERENCE					NATIONAL CONFERENCE				
Western Division					Western Division				
	W	L	T	Pct.		W	L	T	Pct.
Kansas City	13	3	0	.813	San Francisco	11	5	0	.689
San Diego †	9	7	0	.563	Atlanta †	9	7	0	.563
Denver	8	8	0	.500	St. Louis	7	9	0	.438
Seattle	8	8	0	.500	Carolina	7	9	0	.438
Oakland	8	8	0	.500	New Orleans	7	9	0	.438
Central Division					Central Division				
	W	L	T	Pct.		W	L	T	Pct.
Pittsburgh	11	5	0	.689	Green Bay	11	5	0	.689
Cincinnati	7	9	0	.438	Detroit †	10	6	0	.625
Houston	7	9	0	.438	Chicago	9	7	0	.563
Cleveland	5	11	0	.313	Minnesota	8	8	0	.500
Jacksonville	4	12	0	.250	Tampa Bay	7	9	0	.438
Eastern Division					Eastern Division				
	W	L	T	Pct.		W	L	T	Pct.
Buffalo	10	6	0	.625	Dallas	12	4	0	.750
Indianapolis †	9	7	0	.563	Philadelphia †	10	6	0	.615
Miami †	9	7	0	.563	Washington	6	10	0	.375
New England	6	10	0	.375	N.Y. Giants	5	11	0	.313
N.Y. Jets	3	13	0	.188	Arizona	4	12	0	.250

AFC Championship: Pittsburgh 20, Indianapolis 16

NFC Championship: Dallas 38, Green Bay 27

Super Bowl XXX: Dallas 27, Pittsburgh 17

## TEAM STATISTICS

	CHIEFS	OPP.
TOTAL FIRST DOWNS	295	289
Rushing/Passing/Penalty	113/164/18	83/178/28
3rd Down: Made/Att.	82/231	78/229
3rd Down Pct.	35.5	34.1
4th Down: Made/Att.	15/22	7/18
4th Down Pct.	68.2	38.9
TOTAL NET YARDS	5242	4549
Avg. Per Game	327.6	284.3
Total Plays	1059	1047
Avg. Per Play	4.9	4.3
NET YARDS RUSHING	2222	1327
Avg. Per Game	138.9	82.9
Total Rushes	507	404
Avg. Per Play	4.4	3.3
NET YARDS PASSING	3020	3222
Avg. Per Game	188.8	201.4
Sacked/Yards Lost	21/58	47/347
Gross Yards	317.8	358.9
Attempts/Completions	531/300	596/329
Pct. of Completions	56.5	55.2
Had Intercepted	10	16
PUNTS/AVERAGE	91/43.8	102/41.8
Net Punting Avg.	36.5	35.1
PUNT RETURNS/YARDS	58/561	42/433
KICKOFF RETURNS/YARDS	55/1306	71/1448
PENALTIES/YARDS	116/851	106/828
FUMBLES/LOST	17/11	35/17
TOUCHDOWNS	42	26
Rushing/Passing	14/21	7/16
Defensive/Kicking Game	4/3	5/0
TIME OF POSSESSION	31:08	28:52

SCORE BY PERIODS	1	2	3	4	OT	Total
CHIEFS TOTAL	70	120	56	97	15	358
Opp. Total	68	59	29	85	0	241

## INDIVIDUAL STATISTICS

	Att.	Cmp.	Yds.	Pct.	TD	Int	LG	Rating
Bono	520	293	3121	56.3	21	10	60t	79.5
Gannon	11	7	57	63.6	0	0	18	76.7
CHIEFS TOTAL	531	300	3178	56.5	21	10	60t	79.4
Opp. Total	596	329	3569	55.2	16	16	49	70.8

	No.	Yds.	Avg.	LG	TD
Anders	55	349	6.3	28	1
Cash	42	419	10.0	38t	1
Dawson	40	513	12.8	45t	5
Slaughter	34	514	15.1	38	4
W. Davis	33	527	16.0	60t	5
Allen	27	210	7.8	20	0
Walker	25	205	8.2	18t	1
Hughes	14	103	7.4	16	1
Vanover	11	231	21.0	57	2
Thompson	9	37	4.1	7	0
Hill	7	45	6.4	13	0
Bennett	1	12	12.0	12	0
Penn	1	12	12.0	12	0
Valerio	1	1	1.0	1t	1
CHIEFS TOTAL	300	3178	10.6	60t	21
Opp. Total	29	3569	10.6	49	16

	No.	Yds.	Avg.	LG	TD
Allen	207	890	4.3	38	5
Hill	155	667	4.3	27	1
Anders	58	398	6.9	44	2
Bono	28	113	4.0	76t	5
Thompson	28	73	2.6	10	0
Vanover	6	31	5.2	13	0
Gannon	8	25	3.1	12t	1
Richardson	8	18	2.3	5	0
Bennett	7	11	1.6	11	0
Hughes	1	5	5.0	5	0
Dawson	1	-9	-9.0	-9	0
CHIEFS TOTAL	507	2222	4.4	76t	14
Opp. Total	404	1327	3.3	27	7

## TEAM LEADERS

Scoring: Lin Elliott	106 pts: 34 PATs, 24 FGs
INTs: Dale Carter	4-45 yds., 0 TDs
Tackles: Tracy Simien	106 (75 solo)
Sacks: Neil Smith	12.0 (-82.0 yds.)
Punting: Louie Aguiar	91-3990 yds., 43.8 avg., 29 In 20, 65 LG
Punt Returns: Tamarick Vanover	51-540 yds., 10.6 avg., 1 TD
Kickoff Returns: Tamarick Vanover	43-1095 yds., 25.5 avg., 2 TDs

1994

## KANSAS CITY CHIEFS



9-7 • 2nd AFC West • Marty Schottenheimer

## Preseason (2-3)

7/31	W	24-17	HOUSTON	70,732
8/7	L	9-17	Minnesota (Tokyo, Japan)	49,555
8/12	W	17-14	at Washington	40,778
8/22	L	18-21	CHICAGO	75,114
8/26	L	3-24	at Buffalo	46,166

## Regular Season (9-7)

9/4	W	30-17	at New Orleans	69,362
9/11	W	24-17	SAN FRANCISCO	79,907
9/18	W	30-10	at Atlanta (N)	67,357
9/25	L	0-16	L.A. RAMS	78,184
10/9	L	6-20	at San Diego	62,923
10/17	W	31-28	at Denver (Mon) (N)	75,151
10/23	W	38-23	SEATTLE	78,847
10/30	L	10-44	at Buffalo	79,501
11/6	W	13-3	L.A. RAIDERS (N)	78,709
11/13	L	13-14	SAN DIEGO	78,997
11/20	W	20-13	CLEVELAND	69,121
11/27	L	9-10	at Seattle	54,120
12/4	L	17-20 OT	DENVER	77,831
12/12	L	28-45	at Miami (Mon) (N)	71,578
12/18	W	31-9	HOUSTON	74,474
12/24	W	19-9	at L.A. Raiders (Sat)	64,130

## AFC Wild Card Playoff Game

12/31	L	17-27	at Miami (Sat)	67,487
-------	---	-------	----------------	--------

## REGULAR STARTERS

## OFFENSE

WR J.J. Birden  
 LT John Alt  
 LG Dave Szott  
 C Tim Grunhard  
 RG Will Shields  
 RT Ricky Siglar  
 TE Derrick Graham  
 Keith Cash  
 Derrick Walker  
 WR Willie Davis  
 QB Joe Montana  
 FB Kimble Anders  
 RB Marcus Allen  
 K Lin Elliott

## DEFENSE

LE Neil Smith  
 LT Joe Phillips  
 RT Dan Saleaumua  
 RE Darren Mickell  
 LOLB Derrick Thomas  
 MLB Tracy Simien  
 ROLB George Jamison  
 LCB Mark Collins  
 RCB Dale Carter  
 SS David Whitmore  
 FS William White  
 P Louie Aguiar

## PRO BOWLERS IN BOLD



## Western Division

	W	L	T	Pct.
San Diego	11	5	0	.699
Kansas City †	9	7	0	.563
L.A. Raiders	9	7	0	.563
Denver	7	9	0	.438
Seattle	6	10	0	.375

## Central Division

	W	L	T	Pct.
Pittsburgh	12	4	0	.750
Cleveland †	11	5	0	.688
Cincinnati	3	13	0	.188
Houston	2	14	0	.125

## Eastern Division

	W	L	T	Pct.
Miami	10	6	0	.625
New England †	10	6	0	.625
Indianapolis	8	8	0	.500
Buffalo	7	9	0	.438
N.Y. Jets	6	10	0	.375

AFC Championship: San Diego 17, Pittsburgh 13

NFC Championship: San Francisco 38, Dallas 28

Super Bowl XXIX: San Francisco 49, San Diego 26



## Western Division

	W	L	T	Pct.
San Francisco	13	3	0	.813
New Orleans	7	9	0	.438
Atlanta	7	9	0	.438
L.A. Rams	4	12	0	.250

## Central Division

	W	L	T	Pct.
Minnesota	10	6	0	.625
Green Bay †	9	7	0	.563
Detroit †	9	7	0	.563
Chicago †	9	7	0	.563
Tampa Bay	6	10	0	.375

## Eastern Division

	W	L	T	Pct.
Dallas	12	4	0	.750
N.Y. Giants	9	7	0	.563
Arizona	8	8	0	.500
Philadelphia	7	9	0	.438
Washington	3	13	0	.188

## TEAM STATISTICS

	CHIEFS	OPP.
TOTAL FIRST DOWNS	322	289
Rushing/Passing/Penalty	97/211/14	93/164/32
3rd Down: Made/Att.	94/238	80/212
3rd Down Pct.	39.5	37.7
4th Down: Made/Att.	12/23	8/14
4th Down Pct.	52.2	57.1
TOTAL NET YARDS	5692	5000
Avg. Per Game	355.8	312.5
Total Plays	1098	989
Avg. Per Play	5.2	5.1
NET YARDS RUSHING	1732	1734
Avg. Per Game	108.3	108.4
Total Rushes	464	446
Avg. Per Play	3.7	3.9
NET YARDS PASSING	3960	3266
Avg. Per Game	247.5	204.1
Sacked/Yards Lost	19/132	39/234
Gross Yards	4092	3500
Attempts/Completions	615/366	504/300
Pct. of Completions	59.5	59.5
Had Intercepted	14	12
PUNTS/AVERAGE	85/42.1	85/45.0
Net Punting Avg.	34.5	38.9
PUNT RETURNS/YARDS	43/316	50/506
KICKOFF RETURNS/YARDS	55/1300	63/1447
PENALTIES/YARDS	127/911	119/925
FUMBLES/LOST	21/12	36/26
TOUCHDOWNS	34	35
Rushing/Passing	12/20	11/23
Defensive/Kicking Game	1/1	1/0
TIME OF POSSESSION	30:55	29:05

SCORE BY PERIODS	1	2	3	4	OT	Total
CHIEFS TOTAL	52	92	79	96	0	319
Opp. Total	40	84	72	99	3	298

## INDIVIDUAL STATISTICS

## PASSING

	Att.	Cmp.	Yds.	Pct.	TD	Int.	LG	Rating
Montana	493	299	3283	60.6	16	9	57	83.6
Bono	117	66	796	56.4	4	4	62	74.6
Blundin	5	1	13	20.0	0	1	13	0.0
CHIEFS TOTAL	615	366	4092	59.5	20	14	62	80.8
Opp. Total	504	300	3500	59.5	23	12	72	85.9

## PASS RECEIVING

	No.	Yds.	Avg.	LG	TD
Anders	67	525	7.8	30	1
W. Davis	51	822	16.1	62	5
Birden	48	637	13.3	44	4
Allen	42	349	8.3	38	0
Dawson	37	537	14.5	50	2
D. Walker	36	382	10.6	57	2
Martin	21	307	14.6	61	1
Cash	19	192	10.1	31	2
Hill	16	92	5.8	21	0
Hughes	7	80	11.4	22	0
Bennett	7	53	7.6	15	0
Greene	6	69	11.5	20	1
Penn	3	24	8.0	13	0
Dickerson	2	11	5.5	6	0
Johnson	2	7	3.5	5	0
Valerio	2	5	2.5	4	2
CHIEFS TOTAL	366	4092	11.2	62	20
Opp. Total	300	3500	11.7	72	23

## RUSHING

	No.	Yds.	Avg.	LG	TD
Allen	189	709	3.8	36	7
Hill	141	574	4.1	20	1
Anders	62	231	3.7	19	2
Bennett	46	178	3.9	17	2
Dawson	3	24	8.0	13	0
Montana	18	17	0.9	13	0
Dickerson	1	0	0.0	0	0
Bono	4	-1	-0.2	2	0
CHIEFS TOTAL	464	1732	3.7	36	12
Opp. Total	446	1734	3.9	60	11

## TEAM LEADERS

Scoring: Lin Elliott	105 pts: 30 PATs, 25 FGs
INTs: Charles Mincy	3-49 yds., 0 TDs
Tackles: Tracy Simien	99 (65 solo)
Sacks: Neil Smith	11.5 (-89.0 yds.)
Punting: Louie Aguiar	85-3582 yds., 42.1 avg., 15 in 20, 61 LG
Punt Returns: Danan Hughes	27-192 yds., 7.1 avg., 0 TDs
Kickoff Returns: Ron Dickerson	21-472 yds., 22.5 avg., 1 TD



1993

## KANSAS CITY CHIEFS



11-5 • 1st AFC West • Marty Schottenheimer

## Preseason (3-1)

8/7	W	29-21	at Green Bay (Milwaukee, WI)	51,655
8/12	L	7-30	BUFFALO	73,550
8/21	W	27-20	MINNESOTA	73,080
8/27	W	27-20	at New England	46,501

## Regular Season (11-5)

9/5	W	27-3	at Tampa Bay	63,378
9/12	L	0-30	at Houston	59,780
9/20	W	15-7	DENVER (Mon) (N)	78,453
10/3	W	24-9	L.A. RAIDERS	77,395
10/10	W	17-15	CINCINNATI	75,394
10/17	W	17-14	at San Diego	60,729
10/31	L	10-30	at Miami	67,765
11/8	W	23-16	GREEN BAY (Mon) (N)	76,742
11/14	W	31-20	at L.A. Raiders	66,553
11/21	L	17-19	CHICAGO	76,872
11/28	W	23-7	BUFFALO	74,452
12/5	W	31-16	at Seattle	58,551
12/12	L	21-27	at Denver	75,882
12/19	W	28-24	SAN DIEGO	74,778
12/26	L	10-30	at Minnesota (N)	59,236
1/2	W	34-24	SEATTLE	72,136

## AFC Wild Card Playoff Game

1/8	W	27-24 OT	PITTSBURGH (Sat)	74,515
-----	---	----------	------------------	--------

## AFC Divisional Playoff Game

1/16	W	28-20	at Houston	64,011
------	---	-------	------------	--------

## AFC Championship Game

1/23	L	13-30	at Buffalo	76,642
------	---	-------	------------	--------

## REGULAR STARTERS

OFFENSE		DEFENSE	
WR	J.J. Birken	LE	Neil Smith
LT	John Alt	LT	Joe Phillips
LG	Dave Szott	RT	Dan Saleaumua
C	Tim Grunhard	RBK	Derrick Thomas
RG	Will Shields	LOLB	Tracy Rogers
RT	Ricky Siglar	MLB	Tracy Simien
TE	Jonathan Hayes	ROLB	Lonnie Marts
WR	Willie Davis	LCB	Albert Lewis
QB	Joe Montana	RCB	Kevin Ross
FB	Kimble Anders	SS	Dale Carter
RB	Marcus Allen	FS	Doug Terry
K	Nick Lowery	P	Martin Bayless
			David Whitmore
			Kevin Ross
			Bryan Barker

## PRO BOWLERS IN BOLD

AMERICAN CONFERENCE					NATIONAL CONFERENCE				
Western Division					Western Division				
Kansas City	W	L	T	Pct.	San Francisco	W	L	T	Pct.
L.A. Raiders †	11	5	0	.688	New Orleans	10	6	0	.625
Denver †	10	6	0	.625	Atlanta	8	8	0	.500
San Diego	9	7	0	.563	L.A. Rams	6	10	0	.375
Seattle	8	8	0	.500		5	11	0	.313
	6	10	0	.375					
Central Division					Central Division				
Houston	W	L	T	Pct.	Detroit	W	L	T	Pct.
Pittsburgh †	12	4	0	.750	Minnesota †	10	6	0	.625
Cleveland	9	7	0	.563	Green Bay †	9	7	0	.563
Cincinnati	7	9	0	.438	Chicago	7	9	0	.438
	3	13	0	.188	Tampa Bay	5	11	0	.313
Eastern Division					Eastern Division				
Buffalo	W	L	T	Pct.	Dallas	W	L	T	Pct.
Miami	12	4	0	.750	N.Y. Giants †	12	4	0	.750
N.Y. Jets	9	7	0	.563	Philadelphia	11	5	0	.688
New England	8	8	0	.500	Phoenix	8	8	0	.500
Indianapolis	5	11	0	.313	Washington	7	9	0	.438
	4	12	0	.250		4	12	0	.250

AFC Championship: Buffalo 30, Kansas City 13

NFC Championship: Dallas 38, San Francisco 21

Super Bowl XXVIII: Dallas 30, Buffalo 13

## TEAM STATISTICS

	CHIEFS	OPP.
TOTAL FIRST DOWNS	300	300
Rushing/Passing/Penalty	94/180/26	103/161/36
3rd Down: Made/Att.	82/203	86/210
3rd Down Pct.	40.4	41.0
4th Down: Made/Att.	4/9	3/13
4th Down Pct.	44.4	23.1
TOTAL NET YARDS	4835	4771
Avg. Per Game	302.2	298.2
Total Plays	970	1013
Avg. Per Play	5.0	4.7
NET YARDS RUSHING	1655	1620
Avg. Per Game	103.4	101.3
Total Rushes	445	453
Avg. Per Play	3.7	3.6
NET YARDS PASSING	3180	3151
Avg. Per Game	198.8	196.9
Sacked/Yards Lost	35/204	35/228
Gross Yards	3384	3379
Attempts/Completions	490/287	525/312
Pct. of Completions	58.6	59.4
Had Intercepted	10	21
PUNTS/AVERAGE	77/42.1	68/44.6
Net Punting Avg.	35.4	37.8
PUNT RETURNS/YARDS	37/348	43/352
KICKOFF RETURNS/YARDS	45/875	49/1007
PENALTIES/YARDS	122/969	127/1015
FUMBLES/LOST	28/18	30/17
TOUCHDOWNS	37	30
Rushing/Passing	14/20	11/18
Defensive/Kicking Game	2/1	1/0
TIME OF POSSESSION	29:29	30:31

SCORE BY PERIODS	1	2	3	4	OT	Total
CHIEFS TOTAL	71	108	82	67	0	328
Opp. Total	51	86	50	104	0	291

## INDIVIDUAL STATISTICS

	Att.	Cmp.	Yds.	Pct.	TD	Int	LG	Rating
Montana	298	181	2144	60.7	13	7	50t	87.4
Krieg	189	105	1238	55.6	7	3	66t	81.4
Blundin	3	1	2	33.3	0	0	2	42.4
Anders	0	0	0.0	0.0	0	0	0	1.0
CHIEFS TOTAL	490	287	3384	58.6	20	10	66t	84.8
Opp. Total	525	312	3379	59.4	18	21	77t	73.2

	No.	Yds.	Avg.	LG	TD
Davis	52	909	17.5	66t	7
Birken	51	721	14.1	50t	2
Anders	40	326	8.2	27	1
Allen	34	238	7.0	18t	3
Hayes	24	331	13.8	49	1
Cash	24	242	10.1	24	4
Barnett	17	182	10.7	25	1
McNair	10	74	7.4	24	0
F. Jones	9	111	12.3	19	0
H. Jones	7	91	13.0	22	0
Dyal	7	83	11.9	31	0
H. Williams	7	42	6.0	14	0
E. Thompson	4	33	8.3	13	0
Valerio	1	1	1.0	1t	1
CHIEFS TOTAL	287	3384	11.8	66t	20
Opp. Total	312	3379	10.8	77t	18

	No.	Yds.	Avg.	LG	TD
Allen	206	764	3.7	39	12
Anders	75	291	3.9	18	0
McNair	51	278	5.5	47	2
H. Williams	42	149	3.5	19	0
Montana	25	64	2.6	17	0
F. Jones	5	34	6.8	13	0
E. Thompson	11	28	2.5	14	0
Krieg	21	24	1.1	20	0
J. Stephens	6	18	3.0	7	0
Barnett	1	3	3.0	3	0
Carter	1	2	2.0	2	0
Cash	1	0	0.0	0	0
CHIEFS TOTAL	445	1655	3.7	39	14
Opp. Total	453	1620	3.6	38	14

## TEAM LEADERS

Scoring: Nick Lowery	106 pts: 37 PATs, 23 FGs
INTs: Albert Lewis	6-61 yds., 0 TDs
Tackles: Tracy Simien	105 (68 solo)
Sacks: Neil Smith	15.0 (-127.0 yds.)
Punting: Bryan Barker	76-3240 yds., 42.8 avg., 19 in 20, 58 LG
Punt Returns: Dale Carter	27-247 yds., 9.1 avg., 0 TDs
Kickoff Returns: Danan Hughes	14-266 yds., 19.0 avg., 0 TDs

1992

## KANSAS CITY CHIEFS



10-6 • 2nd AFC West • Marty Schottenheimer

Preseason (1-3)					
8/8	L	13-21	at Green Bay	54,322	
8/15	L	0-30	at Minnesota	38,132	
8/24	W	35-0	BUFFALO	71,481	
8/28	L	10-21	INDIANAPOLIS	65,557	
Regular Season (10-6)					
9/6	W	24-10	at San Diego	45,024	
9/13	W	26-7	SEATTLE	75,125	
9/20	L	20-23 OT	at Houston	60,955	
9/28	W	27-7	L.A. RAIDERS (Mon) (N)	77,486	
10/4	L	19-20	at Denver	75,629	
10/11	W	24-17	PHILADELPHIA	76,626	
10/18	L	10-17	at Dallas	64,115	
10/25	L	3-27	PITTSBURGH (N)	76,175	
11/8	W	16-14	SAN DIEGO	72,826	
11/15	W	35-16	WASHINGTON	75,238	
11/22	W	24-14	at Seattle (N)	49,867	
11/29	W	23-7	at N.Y. Jets	57,375	
12/6	L	7-28	at L.A. Raiders	45,227	
12/13	W	27-20	NEW ENGLAND	52,208	
12/19	L	21-35	at N.Y. Giants (Sat)	53,427	
12/27	W	42-20	DENVER	76,240	
AFC Wild Card Playoff Game					
1/2	L	0-17	at San Diego (Sat)	58,278	

## REGULAR STARTERS

OFFENSE		DEFENSE	
WR	J.J. Birden	LE	Neil Smith
LT	John Alt	NT	Dan Saleaumua
LG	Dave Szott	DT	Joe Phillips
C	Tim Grunhard	RE	Leonard Griffin
RG	Dave Lutz	LOLB	Chris Martin
RT	Rich Baldinger	LILB	Ervin Randle
TE	Jonathan Hayes	MLB	Tracy Simien
WR	Willie Davis	ROLB	Derrick Thomas
QB	Dave Krieg	LCB	Kevin Ross
TE	Keith Cash	RCB	Albert Lewis
RB	Barry Word	SS	Martin Bayless
RB	Bill Jones	FS	Charles Mincy
K	Nick Lowery	P	Bryan Barker

## PRO BOWLERS IN BOLD

AMERICAN CONFERENCE					NATIONAL CONFERENCE				
Western Division					Western Division				
San Diego	W	L	T	Pct.	San Francisco	W	L	T	Pct.
Kansas City †	11	5	0	.699	New Orleans †	14	2	0	.875
Denver	10	6	0	.625	Atlanta	12	4	0	.750
L.A. Raiders	8	8	0	.500	L.A. Rams	6	10	0	.375
Seattle	7	9	0	.438					
	2	14	0	.125					
Central Division					Central Division				
Pittsburgh	W	L	T	Pct.	Minnesota	W	L	T	Pct.
Houston †	11	5	0	.688	Green Bay	11	5	0	.688
Cleveland	10	6	0	.625	Tampa Bay	9	7	0	.563
Cincinnati	7	9	0	.438	Chicago	5	11	0	.313
	5	11	0	.313	Detroit	5	11	0	.313
Eastern Division					Eastern Division				
Miami	W	L	T	Pct.	Dallas	W	L	T	Pct.
Buffalo †	11	5	0	.688	Philadelphia †	13	3	0	.813
Indianapolis	11	5	0	.688	Washington †	11	5	0	.688
N.Y. Jets	9	7	0	.563	N.Y. Giants	9	7	0	.563
New England	4	12	0	.250	Phoenix	6	10	0	.375
	2	14	0	.125		4	12	0	.250

AFC Championship: Buffalo 29, Miami 10  
 NFC Championship: Dallas 30, San Francisco 20  
 Super Bowl XXVII: Dallas 52, Buffalo 17

## TEAM STATISTICS

	CHIEFS	OPP.
TOTAL FIRST DOWNS	246	256
Rushing/Passing/Penalty	87/134/25	97/145/14
3rd Down: Made/Att.	71/207	73/205
3rd Down Pct.	34.3	35.6
4th Down: Made/Att.	5/14	6/11
4th Down Pct.	35.7	54.5
TOTAL NET YARDS	4324	4324
Avg. Per Game	270.3	270.3
Total Plays	907	949
Avg. Per Play	4.8	4.6
NET YARDS RUSHING	1532	1787
Avg. Per Game	95.8	111.7
Total Rushes	446	441
Avg. Per Play	3.4	4.1
NET YARDS PASSING	2792	2537
Avg. Per Game	174.5	158.6
Sacked/Yards Lost	48/323	50/391
Gross Yards	3115	2928
Attempts/Completions	413/230	458/253
Pct. of Completions	55.7	55.2
Had Intercepted	12	24
PUNTS/AVERAGE	86/42.2	80/43.1
Net Punting Avg.	35.4	36.0
PUNT RETURNS/YARDS	39/402	40/328
KICKOFF RETURNS/YARDS	39/722	64/1203
PENALTIES/YARDS	82/675	124/959
FUMBLES/LOST	28/9	34/15
TOUCHDOWNS	40	34
Rushing/Passing	14/15	12/19
Defensive/Kicking Game	8/3	1/2
TIME OF POSSESSION	29:37	30:23

SCORE BY PERIODS	1	2	3	4	OT	Total
CHIEFS TOTAL	53	128	66	101	0	348
Opp. Total	68	57	64	90	3	282

## INDIVIDUAL STATISTICS

PASSING							
	Att.	Cmp.	Yds.	Pct.	TD	Int	LG
Krieg	413	230	3115	55.7	15	12	77
CHIEFS TOTAL	413	230	3115	55.7	15	12	77
Opp. Total	458	253	2928	55.2	19	24	62

PASS RECEIVING						
	No.	Yds.	Avg.	LG	TD	
McNair	44	380	8.6	36	1	
Birden	42	644	15.3	721	3	
Davis	36	756	21.0	741	3	
Barnett	24	442	18.4	771	4	
F. Jones	18	265	14.7	56	0	
Hargain	17	205	12.1	25	0	
Cash	12	113	9.4	19	2	
Word	9	80	8.9	22	0	
Hayes	9	77	8.6	21	2	
Anders	5	65	13.0	28	0	
Harry	5	46	9.2	13	0	
Williams	5	24	4.8	12	0	
B. Jones	2	6	3.0	5	0	
Dyal	1	7	7.0	7	0	
Okoye	1	5	5.0	5	0	
CHIEFS TOTAL	230	3115	13.5	771	15	
Opp. Total	253	2928	11.6	62	19	

RUSHING					
	No.	Yds.	Avg.	LG	TD
Word	163	607	3.7	44t	4
Okoye	144	448	3.1	22	6
Williams	78	262	3.4	11	1
McNair	21	124	5.9	30	1
Krieg	37	74	2.0	17	2
Harry	1	27	27.0	27	0
Anders	1	1	1.0	1	0
Davis	1	-11	-11.0	-11	0
CHIEFS TOTAL	446	1532	3.4	44t	14
Opp. Total	441	1787	4.1	40t	12

## TEAM LEADERS

Scoring: Nick Lowery	105 pts: 39 PATS, 22 FGs
INTS: Dale Carter	7-65 yds., 1 TD
Tackles: Tracy Simien	97 (56 solo)
Sacks: Neil Smith	14.5 (-114.5 yds.)
Derrick Thomas	14.5 (-113.0 yds.)
Punting: Bryan Barker	75-3245 yds., 43.3 avg., 16 in 20, 65 LG
Punt Returns: Dale Carter	38-398 yds., 10.5 avg., 2 TDs
Kickoff Returns: Harvey Williams	21-405 yds., 19.3 avg., 0 TDs

1991

## KANSAS CITY CHIEFS



10-6 • 2nd AFC West • Marty Schottenheimer

Preseason (2-2)				
8/3	L	14-24	DALLAS	56,038
8/10	W	19-10	N.Y. Jets (St. Louis, MO)	52,935
8/17	W	38-14	DETROIT	57,320
8/23	L	7-20	at Tampa Bay	33,996
Regular Season (10-6)				
9/1	W	14-3	ATLANTA	74,246
9/8	L	10-17	NEW ORLEANS	74,816
9/16	L	7-17	at Houston (Mon) (N)	61,058
9/22	W	20-13	SEATTLE	71,789
9/29	W	14-13	at San Diego	44,907
10/7	W	33-6	BUFFALO (Mon) (N)	76,120
10/13	W	42-7	MIAMI	76,021
10/20	L	16-19	at Denver	75,866
10/28	W	24-21	L.A. RAIDERS (Mon) (N)	77,111
11/10	W	27-20	at L.A. Rams	52,511
11/17	L	20-24	DENVER	74,661
11/24	L	15-20	at Cleveland	63,991
12/1	W	19-6	at Seattle	57,248
12/8	W	20-17 OT	SAN DIEGO	73,330
12/14	L	14-28	at San Francisco (Sat)	62,672
12/22	W	27-21	at L.A. Raiders	65,144
AFC Wild Card Playoff Game				
12/28	W	10-6	L.A. RAIDERS (Sat)	75,827
AFC Divisional Playoff Game				
1/5	L	14-37	at Buffalo	80,182

## REGULAR STARTERS

OFFENSE		DEFENSE	
WR	Robb Thomas	LE	Neil Smith
LT	John Alt	NT	Dan Saleaumua
LG	Dave Szott	RE	Bill Maas
C	Tim Grunhard	LOLB	Chris Martin
RG	Dave Lutz	LILB	Tracy Simien
RT	Rich Baldinger	RILB	Dino Hackett
TE	Jonathan Hayes	ROLB	Derrick Thomas
WR	Tim Barnett	LCB	Jayice Pearson
QB	Steve DeBerg	RCB	Albert Lewis
FB	Bill Jones	SS	Kevin Porter
RB	Christian Okoye	FS	Deron Cherry
K	Nick Lowery	P	Bryan Barker

PRO BOWLERS IN BOLD

AMERICAN CONFERENCE					NATIONAL CONFERENCE				
Western Division					Western Division				
Denver	W	L	T	Pct.	New Orleans	W	L	T	Pct.
Kansas City †	12	4	0	.750	Atlanta †	11	5	0	.688
L.A. Raiders †	10	6	0	.625	San Francisco	10	6	0	.625
Seattle	9	7	0	.563	L.A. Rams	10	6	0	.625
San Diego	7	9	0	.438		3	13	0	.188
	4	12	0	.250					
Central Division					Central Division				
Houston	W	L	T	Pct.	Detroit	W	L	T	Pct.
Pittsburgh	11	5	0	.688	Chicago †	12	4	0	.750
Cleveland	7	9	0	.438	Minnesota	11	5	0	.688
Cincinnati	6	10	0	.375	Green Bay	8	8	0	.500
	3	13	0	.188	Tampa Bay	4	12	0	.250
						3	13	0	.188
Eastern Division					Eastern Division				
Buffalo	W	L	T	Pct.	Washington	W	L	T	Pct.
N.Y. Jets †	13	3	0	.813	Dallas †	14	2	0	.875
Miami	8	8	0	.500	Philadelphia	11	5	0	.688
New England	8	8	0	.500	Phoenix	10	6	0	.625
Indianapolis	6	10	0	.375		8	8	0	.500
	1	15	0	.063		4	12	0	.250

AFC Championship: Buffalo 10, Denver 7  
 NFC Championship: Washington 41, Detroit 10  
 Super Bowl XXVI: Washington 37, Buffalo 24

## TEAM STATISTICS

	CHIEFS	OPP.
TOTAL FIRST DOWNS	322	275
Rushing/Passing/Penalty	127/172/23	88/168/19
3rd Down: Made/Att.	92/205	76/191
3rd Down Pct.	44.9	39.8
4th Down: Made/Att.	12/20	11/18
4th Down Pct.	60.0	61.1
TOTAL NET YARDS	5321	4998
Avg. Per Game	332.6	312.4
Total Plays	1021	927
Avg. Per Play	5.2	5.4
NET YARDS RUSHING	2217	1770
Avg. Per Game	138.6	110.6
Total Rushes	521	417
Avg. Per Play	4.3	4.2
NET YARDS PASSING	3104	3228
Avg. Per Game	194.0	201.8
Sacked/Yards Lost	21/177	39/304
Gross Yards	3281	3532
Attempts/Completions	479/284	471/279
Pct. of Completions	59.3	59.2
Had Intercepted	14	15
PUNTS/AVERAGE	57/40.4	60/42.5
Net Punting Avg.	35.0	36.5
PUNT RETURNS/YARDS	34/258	27/190
KICKOFF RETURNS/YARDS	48/978	57/1171
PENALTIES/YARDS	94/724	110/827
FUMBLES/LOST	22/8	27/18
TOUCHDOWNS	35	27
Rushing/Passing	14/19	9/17
Defensive/Kicking Game	2/0	2/0
TIME OF POSSESSION	31:16	28:44

SCORE BY PERIODS	1	2	3	4	OT	Total
CHIEFS TOTAL	44	91	79	105	3	322
Opp. Total	58	85	50	59	0	252

## INDIVIDUAL STATISTICS

	Att.	Cmp.	Yds.	Pct.	TD	Int	LG	Rating
DeBerg	434	256	2965	59.0	17	14	63	79.3
Vlasic	44	28	316	63.6	2	0	30	100.2
Williams	1	0	0	0.0	0	0	0	39.6
CHIEFS TOTAL	479	284	3281	59.3	19	14	63	81.1
Opp. Total	471	279	3532	59.2	17	15	71	81.5

	No.	Yds.	Avg.	LG	TD
R. Thomas	43	494	11.5	39	1
Barnett	41	564	13.8	63	5
McNair	37	342	9.2	36	1
Harry	35	431	12.3	36	3
Birden	27	465	17.2	57	2
Hayes	19	208	10.9	23	2
Williams	16	147	9.2	17	2
B. Jones	14	97	6.9	14	1
Holohan	13	113	8.7	26	2
Paige	9	111	12.3	26	0
Stradford	9	91	10.1	17	0
F. Jones	8	85	10.6	23	0
Saxon	6	55	9.2	22	0
Okoye	3	34	11.3	13	0
Anders	2	30	15.0	17	0
Word	2	13	6.5	8	0
CHIEFS TOTAL	284	3281	11.6	63	19
Opp. Total	279	3532	12.7	71	17

	No.	Yds.	Avg.	LG	TD
Okoye	225	1031	4.6	48	9
Word	160	684	4.3	37	4
Williams	97	447	4.6	21	1
McNair	10	51	5.1	11	0
Saxon	6	13	2.2	8	0
Stradford	1	7	7.0	7	0
Vlasic	1	-1	-1.0	-1	0
DeBerg	21	-15	-0.7	0	0
CHIEFS TOTAL	521	2217	4.3	48	14
Opp. Total	417	1770	4.2	60	8

## TEAM LEADERS

Scoring: Nick Lowery	110 pts: 35 PATs, 25 FGs
INTs: Deron Cherry	4-31 yds., 0 TDs
Tackles: Deron Cherry	116 (59 solo)
Sacks: Derrick Thomas	13.5 (-112.0 yds.)
Punting: Bryan Barker	57-2303 yds., 40.4 avg., 11 in 20, 57 LG
Punt Returns: Troy Stradford	22-150 yds., 6.8 avg., 0 TDs
Kickoff Returns: Harvey Williams	24-524 yds., 21.8 avg., 0 TDs

1990

## KANSAS CITY CHIEFS



11-5 • 2nd AFC West • Marty Schottenheimer

Preseason (1-3)					
8/11	L	3-19	L.A. Rams (Berlin, Germany)	55,429	
8/18	L	0-20	N.Y. JETS	40,448	
8/24	L	21-35	at Detroit	50,293	
8/31	W	27-14	GREEN BAY	42,806	
Regular Season (11-5)					
9/9	W	24-21	MINNESOTA	68,363	
9/17	L	23-24	at Denver (Mon) (N)	75,277	
9/23	W	17-3	at Green Bay	58,817	
9/30	W	34-0	CLEVELAND	77,704	
10/7	L	19-23	at Indianapolis	54,950	
10/14	W	43-24	DETROIT	74,312	
10/21	L	7-19	at Seattle	60,358	
11/4	W	9-7	L.A. RAIDERS	70,951	
11/11	L	16-17	SEATTLE	71,285	
11/18	W	27-10	SAN DIEGO	63,717	
11/25	W	27-24	at L.A. Raiders	65,710	
12/2	W	37-7	at New England	26,280	
12/9	W	31-20	DENVER	74,347	
12/16	L	10-27	HOUSTON	61,756	
12/23	W	24-21	at San Diego	45,135	
12/29	W	21-10	at Chicago (Sat)	60,262	
AFC Wild Card Playoff Game					
1/5	L	16-17	at Miami (Sat)	67,276	

## REGULAR STARTERS

OFFENSE			DEFENSE		
WR	Robb Thomas		LE	Neil Smith	
LT	John Alt		NT	Dan Saleaumua	
LG	Frank Winters		RE	Bill Maas	
	Dave Szott		LOLB	Chris Martin	
C	Mike Webster		LILB	Percy Snow	
	Tim Grunhard		RILB	Dino Hackett	
RG	Dave Lutz		ROLB	Derrick Thomas	
RT	Rich Baldinger		LCB	Albert Lewis	
TE	Alfredo Roberts		RCB	Kevin Ross	
	Jonathan Hayes		SS	Kevin Porter	
WR	Stephone Paige		FS	Jeff Donaldson	
QB	Steve DeBerg			Deron Cherry	
FB	Bill Jones		P	Bryan Barker	
RB	Christian Okoye			Kelly Goodburn	
K	Nick Lowery				

PRO BOWLERS IN BOLD

AMERICAN CONFERENCE						NATIONAL CONFERENCE					
Western Division						Western Division					
	W	L	T	Pct.			W	L	T	Pct.	
L.A. Raiders	12	4	0	.750		San Francisco	14	2	0	.875	
Kansas City †	11	5	0	.688		New Orleans †	8	8	0	.500	
Seattle	9	7	0	.563		L.A. Rams	5	11	0	.313	
San Diego	6	10	0	.375		Atlanta	5	11	0	.313	
Denver	5	11	0	.313							
Central Division						Central Division					
	W	L	T	Pct.			W	L	T	Pct.	
Cincinnati	9	7	0	.563		Chicago	11	5	0	.688	
Houston †	9	7	0	.563		Tampa Bay	6	10	0	.375	
Pittsburgh	9	7	0	.563		Detroit	6	10	0	.375	
Cleveland	3	13	0	.188		Green Bay	6	10	0	.375	
						Minnesota	6	10	0	.375	
Eastern Division						Eastern Division					
	W	L	T	Pct.			W	L	T	Pct.	
Buffalo	13	3	0	.813		N.Y. Giants	13	3	0	.813	
Miami †	12	4	0	.750		Philadelphia †	10	6	0	.625	
Indianapolis	7	9	0	.438		Washington †	10	6	0	.625	
N.Y. Jets	6	10	0	.375		Dallas	7	9	0	.438	
New England	1	15	0	.063		Phoenix	5	11	0	.313	

AFC Championship: Buffalo 51, L.A. Raiders 3  
 NFC Championship: N.Y. Giants 15, San Francisco 13  
 Super Bowl XXV: N.Y. Giants 20, Buffalo 19

## TEAM STATISTICS

	CHIEFS	OPP.
TOTAL FIRST DOWNS	280	268
Rushing/Passing/Penalty	115/142/23	85/164/19
3rd Down: Made/Att.	91/222	81/204
3rd Down Pct.	41.0	39.7
4th Down: Made/Att.	7/10	3/15
4th Down Pct.	70.0	20.0
TOTAL NET YARDS	5215	4881
Avg. Per Game	325.9	305.1
Total Plays	975	945
Avg. Per Play	5.3	5.2
NET YARDS RUSHING	1948	1640
Avg. Per Game	121.8	102.5
Total Rushes	504	373
Avg. Per Play	3.9	4.4
NET YARDS PASSING	3267	3241
Avg. Per Game	204.2	202.6
Sacked/Yards Lost	22/191	60/421
Gross Yards	3458	3662
Attempts/Completions	449/260	512/267
Pct. of Completions	57.9	52.1
Had Intercepted	5	20
PUNTS/AVERAGE	81/38.7	72/37.0
Net Punting Avg.	32.9	32.3
PUNT RETURNS/YARDS	37/254	44/411
KICKOFF RETURNS/YARDS	46/784	81/1391
PENALTIES/YARDS	111/886	122/859
FUMBLES/LOST	30/14	38/25
TOUCHDOWNS	38	30
Rushing/Passing	11/23	12/16
Defensive/Kicking Game	2/2	0/2
TIME OF POSSESSION	31:30	28:30

SCORE BY PERIODS	1	2	3	4	OT	Total
CHIEFS TOTAL	86	123	71	89	0	369
Opp. Total	48	66	62	81	0	257

## INDIVIDUAL STATISTICS

PASSING									
	Att.	Cmp.	Yds.	Pct.	TD	Int	LG	Rating	
DeBerg	444	258	3444	58.1	23	4	90t	96.3	
Pelluer	5	2	14	40.0	0	1	11	8.3	
CHIEFS TOTAL	449	260	3458	57.9	23	5	90t	94.9	
Opp. Total	512	267	3662	52.1	16	20	87t	69.5	

PASS RECEIVING									
	No.	Yds.	Avg.	LG	TD				
Paige	65	1021	15.7	86t	5				
R. Thomas	41	545	13.3	47t	4				
Harry	41	519	12.7	60	2				
McNair	40	507	12.7	65	2				
B. Jones	19	137	7.2	19	5				
Birden	15	352	23.5	90t	3				
Roberts	11	119	10.8	27	0				
Hayes	9	83	9.2	21	1				
Mandley	7	97	13.9	24	0				
Word	4	28	7.0	10	0				
Okoye	4	23	5.8	8	0				
Whitaker	2	17	8.5	16	1				
F. Jones	1	5	5.0	5	0				
Saxon	1	5	5.0	5	0				
CHIEFS TOTAL	260	3458	13.3	90t	23				
Opp. Total	267	3662	13.7	87t	16				

RUSHING									
	No.	Yds.	Avg.	LG	TD				
Word	204	1015	5.0	53t	4				
Okoye	245	805	3.3	32	7				
McNair	14	61	4.4	13	0				
B. Jones	10	47	4.7	14	0				
Saxon	3	15	5.0	8	0				
Pelluer	5	6	1.2	5	0				
Goodburn	1	5	5.0	5	0				
F. Jones	1	-1	-1.0	-1	0				
DeBerg	21	-5	-0.2	6	0				
CHIEFS TOTAL	504	1948	3.9	53t	11				
Opp. Total	373	1640	4.4	42	2				

## TEAM LEADERS

Scoring: Nick Lowery	139 pts: 37 PATs, 34 FGs
INTs: Kevin Ross	5-97 yds., 0 TDs
Tackles: Dino Hackett	95 (53 solo)
Sacks: Derrick Thomas	20.0 (-150.0 yds.)
Punting: Bryan Barker	64-2479 yds., 38.7 avg., 16 in 20, 56 LG
Punt Returns: Naz Worthen	25-180 yds., 7.2 avg., 0 TDs
Kickoff Returns: Todd McNair	14-227 yds., 16.2 avg., 0 TDs

1989

## KANSAS CITY CHIEFS



8-7-1 • 2nd AFC West • Marty Schottenheimer

## Preseason (1-3)

8/12	L	13-23	Minnesota (Memphis, TN)	63,528
8/20	L	7-45	N.Y. GIANTS	36,820
8/27	W	22-17	at Chicago	56,343
9/1	L	13-15 OT	N.Y. JETS	41,105

## Regular Season (8-7-1)

9/10	L	20-34	at Denver	74,284
9/17	W	24-19	L.A. RAIDERS	71,741
9/24	L	6-21	at San Diego	40,128
10/1	L	17-21	CINCINNATI	61,356
10/8	W	20-16	at Seattle	60,715
10/15	L	14-20	at L.A. Raiders	40,453
10/22	W	36-28	DALLAS	76,841
10/29	L	17-23	at Pittsburgh	54,194
11/5	W	20-10	SEATTLE	54,489
11/12	L	13-16	DENVER	76,245
11/19	T	10-10 OT	at Cleveland	77,922
11/26	W	34-0	HOUSTON	51,342
12/3	W	26-21	MIAMI	54,610
12/10	W	21-3	at Green Bay	56,694
12/17	L	13-20	SAN DIEGO	40,623
12/24	W	27-24	at Miami	43,612

## REGULAR STARTERS

OFFENSE		DEFENSE	
WR	Pete Mandley	LE	Neil Smith
LT	John Alt	NT	Bill Maas
LG	Mark Adickes		Dan Saleaumua
C	Mike Webster	RE	Mike Bell
RG	Dave Lutz	LOLB	Leonard Griffin
RT	Irv Eatman	LILB	Chris Martin
TE	Jonathan Hayes	RILB	Walker Lee Ashley
WR	Stephone Paige	ROLB	Derrick Thomas
QB	Steve DeBerg	LCB	Albert Lewis
RB	Christian Okoye	RCB	Kevin Ross
RB	Herman Heard	SS	Kevin Porter
K	Nick Lowery	FS	Deron Cherry
		P	Kelly Goodburn

PRO BOWLERS IN BOLD



## AMERICAN CONFERENCE

## Western Division

W	L	T	Pct.
Denver	11	5	0.688
Kansas City	8	7	1.531
L.A. Raiders	8	8	0.500
Seattle	7	9	0.438
San Diego	6	10	0.375

## Central Division

W	L	T	Pct.
Cleveland	9	6	1.594
Houston †	9	7	0.563
Pittsburgh †	9	7	0.563
Cincinnati	8	8	0.500

## Eastern Division

W	L	T	Pct.
Buffalo	9	7	0.563
Indianapolis	8	8	0.500
Miami	8	8	0.500
New England	5	11	0.313
N.Y. Jets	4	12	0.250



## NATIONAL CONFERENCE

## Western Division

W	L	T	Pct.
San Francisco	14	2	0.875
L.A. Rams †	11	5	0.688
New Orleans	9	7	0.563
Atlanta	3	13	0.188

## Central Division

W	L	T	Pct.
Minnesota	10	6	0.625
Green Bay	10	6	0.625
Detroit	7	9	0.438
Chicago	6	10	0.375
Tampa Bay	5	11	0.313

## Eastern Division

W	L	T	Pct.
N.Y. Giants	12	4	0.750
Philadelphia †	11	5	0.688
Washington	10	6	0.625
Phoenix	5	11	0.313
Dallas	1	15	0.063

AFC Championship: Denver 37, Cleveland 21

NFC Championship: San Francisco 30, L.A. Rams 3

Super Bowl XXIV: San Francisco 55, Denver 10

## TEAM STATISTICS

	CHIEFS	OPP
TOTAL FIRST DOWNS	304	252
Rushing/Passing/Penalty	120/165/19	92/140/20
3rd Down: Made/Att.	88/208	81/211
3rd Down Pct.	42.3	38.4
4th Down: Made/Att.	6/9	8/15
4th Down Pct.	66.7	53.3
TOTAL NET YARDS	5265	4293
Avg. Per Game	329.1	268.3
Total Plays	1017	952
Avg. Per Play	5.2	4.5
NET YARDS RUSHING	2227	1766
Avg. Per Game	139.2	110.4
Total Rushes	559	445
Avg. Per Play	4.0	4.0
NET YARDS PASSING	3038	2527
Avg. Per Game	189.9	157.9
Sacked/Yards Lost	23/182	36/294
Gross Yards	3220	2821
Attempts/Completions	435/259	471/236
Pct. of Completions	59.5	50.1
Had Intercepted	23	15
PUNTS/AVERAGE	67/40.1	82/39.1
Net Punting Avg.	33.8	32.9
PUNT RETURNS/YARDS	44/331	40/325
KICKOFF RETURNS/YARDS	52/915	55/1156
PENALTIES/YARDS	116/878	102/797
FUMBLES/LOST	32/18	32/18
TOUCHDOWNS	35	32
Rushing/Passing	18/14	9/16
Defensive/Kicking Game	2/1	5/2
TIME OF POSSESSION	32:35	27:25

SCORE BY PERIODS	1	2	3	4	OT	Total
CHIEFS TOTAL	67	137	53	61	0	318
Opp. Total	74	83	47	82	0	286

## INDIVIDUAL STATISTICS

PASSING							
	Att.	Cmp.	Yds.	Pct.	TD	Int.	LG
DeBerg	324	196	2529	60.5	11	16	50
Jaworski	61	36	365	59.0	2	5	32
Pelluer	47	26	301	55.3	1	0	24
Elkins	2	1	50.0	0	1	5	16.7
Saxon	1	0	0	0.0	0	1	0.0
CHIEFS TOTAL	435	259	3220	59.5	14	23	50
Opp. Total	471	236	2821	50.1	16	15	64

PASS RECEIVING							
	No.	Yds.	Avg.	LG	TD		
Paige	44	759	17.3	50	2		
Mandley	35	476	13.6	44	1		
McNair	34	372	10.9	24	1		
Harry	33	430	13.0	25	2		
Heard	25	246	9.8	27	1		
Weather	17	192	11.3	27	0		
Hayes	18	229	12.7	23	2		
Saxon	11	86	7.8	18	0		
Dressel	9	136	15.1	49	1		
R. Thomas	8	58	7.3	12	2		
Roberts	8	55	6.9	25	1		
Carson	7	95	13.6	28	1		
Worthen	5	69	13.8	21	0		
Okoye	2	12	6.0	8	0		
Gamble	2	2	1.0	6	0		
Carruth	1	3	3.0	3	0		
CHIEFS TOTAL	259	3220	12.4	50	14		
Opp. Total	236	2821	12.0	64	16		

RUSHING							
	No.	Yds.	Avg.	LG	TD		
Okoye	370	1480	4.0	59	12		
Saxon	58	233	4.0	19	3		
Heard	63	216	3.4	28	0		
Pelluer	17	143	8.4	27	2		
McNair	23	121	5.3	25	0		
Gamble	6	24	4.0	20	1		
Harry	1	9	9.0	9	0		
Jaworski	4	5	1.3	4	0		
Agee	1	3	3.0	3	0		
Mandley	2	1	0.5	8	0		
DeBerg	14	-8	-0.6	15	0		
CHIEFS TOTAL	559	2227	4.0	59	18		
Opp. Total	445	1766	4.0	63	9		

## TEAM LEADERS

Scoring: Nick Lowery	106 pts: 34 PATs, 24 FGs
INTs: Albert Lewis	4-37 yds., 0 TDs
Kevin Ross	4-29 yds., 0 TDs
Tackles: Deron Cherry	87 (45 solo)
Sacks: Derrick Thomas	10.0 (-95.5 yds.)
Punting: Kelly Goodburn	67-2688 yds., 40.1 avg., 25 In 20, 54 LG
Punt Returns: Pete Mandley	19-151 yds., 7.9 avg., 0 TDs
Kickoff Returns: Danny Copeland	26-466 yds., 17.9 avg., 0 TDs



1988

## KANSAS CITY CHIEFS



4-11-1 • 5th AFC West • Frank Gansz

## Preseason (2-1-1)

8/6	W	34-21	CINCINNATI	31,947
8/13	W	27-13	at Atlanta	23,369
8/19	T	21-21 OT	at Green Bay (Milwaukee, WI)	32,361
8/25	L	21-41	PHOENIX	36,883

## Regular Season (4-11-1)

9/4	L	3-6	CLEVELAND	55,654
9/11	L	10-31	at Seattle	61,512
9/18	W	20-13	DENVER	63,268
9/25	L	23-24	SAN DIEGO	45,498
10/2	T	17-17 OT	at N.Y. Jets	66,110
10/9	L	6-7	at Houston	39,134
10/16	L	17-27	L.A. RAIDERS	77,078
10/23	L	6-7	DETROIT	66,926
10/30	L	10-17	at L.A. Raiders	36,103
11/6	L	11-17	at Denver	74,227
11/13	W	31-28	CINCINNATI	34,614
11/20	W	27-24	SEATTLE	33,152
11/27	L	10-16	at Pittsburgh	42,057
12/4	W	38-34	N.Y. JETS	30,059
12/11	L	12-28	at N.Y. Giants	69,809
12/18	L	13-24	at San Diego	26,339

## REGULAR STARTERS

## OFFENSE

WR	Carlos Carson
LT	John Alt
LG	Rich Baldinger
C	Tom Baugh
RG	Mark Adickes
RT	Irv Eatman
TE	Alfredo Roberts
	Jonathan Hayes
WR	Stephone Paige
QB	Steve DeBerg
RB	Christian Okoye
RB	Paul Palmer
K	Nick Lowery

## DEFENSE

LE	Leonard Griffin
	Neil Smith
NT	Bill Maas
RE	Mike Bell
LOLB	Jack Del Rio
LILB	Aaron Pearson
RILB	Dino Hackett
ROLB	Tim Cofield
LCB	Albert Lewis
RCB	Kevin Ross
SS	Lloyd Burruss
	Kevin Porter
FS	Deron Cherry
P	Kelly Goodburn

PRO BOWLERS IN BOLD



## Western Division

	W	L	T	Pct.
Seattle	9	7	0	.563
Denver	8	8	0	.500
L.A. Raiders	7	9	0	.438
San Diego	6	10	0	.375
Kansas City	4	11	1	.281

## Central Division

	W	L	T	Pct.
Cincinnati	12	4	0	.750
Cleveland †	10	6	0	.625
Houston †	10	6	0	.625
Pittsburgh	5	11	0	.313

## Eastern Division

	W	L	T	Pct.
Buffalo	12	4	0	.750
Indianapolis	9	7	0	.563
New England	9	7	0	.563
N.Y. Jets	8	7	1	.531
Miami	6	10	0	.375



## Western Division

	W	L	T	Pct.
San Francisco	10	6	0	.625
L.A. Rams †	10	6	0	.625
New Orleans	10	6	0	.625
Atlanta	5	11	0	.313

## Central Division

	W	L	T	Pct.
Chicago	12	4	0	.750
Minnesota †	11	5	0	.688
Tampa Bay	5	11	0	.313
Detroit	4	12	0	.250
Green Bay	4	12	0	.250

## Eastern Division

	W	L	T	Pct.
Philadelphia	10	6	0	.625
N.Y. Giants	10	6	0	.625
Washington	7	9	0	.438
Phoenix	7	9	0	.438
Dallas	3	13	0	.188

AFC Championship: Cincinnati 21, Buffalo 10

NFC Championship: San Francisco 28, Chicago 3

Super Bowl XXIII: San Francisco 20, Cincinnati 16

## TEAM STATISTICS

	CHIEFS	OPP.
TOTAL FIRST DOWNS	289	318
Rushing/Passing/Penalty	104/161/24	162/136/20
3rd Down: Made/Att.	88/224	94/209
3rd Down Pct.	39.3	45.0
4th Down: Made/Att.	12/18	6/13
4th Down Pct.	66.7	46.2
TOTAL NET YARDS	4844	5026
Avg. Per Game	302.8	314.1
Total Plays	1019	1042
Avg. Per Play	4.8	4.8
NET YARDS RUSHING	1713	2592
Avg. Per Game	107.1	162.0
Total Rushes	448	609
Avg. Per Play	3.8	4.3
NET YARDS PASSING	3131	2434
Avg. Per Game	195.7	152.1
Sacked/Yards Lost	43/353	23/157
Gross Yards	3484	2591
Attempts/Completions	528/282	410/214
Pct. of Completions	53.4	52.2
Had Intercepted	21	18
PUNTS/AVERAGE	76/40.3	63/40.2
Net Punting Avg.	31.9	34.2
PUNT RETURNS/YARDS	32/215	48/473
KICKOFF RETURNS/YARDS	56/925	57/1380
PENALTIES/YARDS	85/636	106/854
FUMBLES/LOST	21/12	30/13
TOUCHDOWNS	24	39
Rushing/Passing	8/16	23/12
Defensive/Kicking Game	0/0	2/2
TIME OF POSSESSION	28:31	31:29

SCORE BY PERIODS	1	2	3	4	OT	Total
CHIEFS TOTAL	51	74	47	82	0	254
Opp. Total	77	118	52	73	0	320

## INDIVIDUAL STATISTICS

	PASSING						
	Att.	Cmp.	Yds.	Pct.	TD	Int	LG
DeBerg	414	224	2935	54.1	16	16	80t
Kenney	114	58	549	50.9	0	5	25
CHIEFS TOTAL	528	282	3484	53.4	16	21	80t
Opp. Total	410	214	2591	52.2	12	18	42t

	PASS RECEIVING						
	No.	Yds.	Avg.	LG	TD		
Paige	61	902	14.8	49	7		
Palmer	53	611	11.5	71t	4		
Carson	46	711	15.5	80t	3		
Harry	26	362	13.9	38	1		
Hayes	22	233	10.6	25	1		
Heard	20	198	9.9	32	0		
Saxon	19	177	9.3	22	0		
Roberts	10	104	10.4	20	0		
Taylor	9	105	11.7	36	0		
Okoye	8	51	6.4	12	0		
Moriarty	6	40	6.7	12	0		
Colbert	1	-3	-3.0	-3	0		
Gamble	1	-7	-7.0	-7	0		
CHIEFS TOTAL	282	3484	12.4	80t	16		
Opp. Total	214	2591	12.1	42t	12		

	RUSHING						
	No.	Yds.	Avg.	LG	TD		
Okoye	105	473	4.5	48	3		
Palmer	134	452	3.4	26t	2		
Heard	106	438	4.1	20	0		
Saxon	60	236	3.9	14	2		
Moriarty	20	62	3.1	9	0		
DeBerg	18	30	1.7	13	1		
Goodburn	1	15	15.0	15	0		
Kenney	2	4	2.0	2	0		
Taylor	1	2	2.0	2	0		
Carson	1	1	1.0	1	0		
CHIEFS TOTAL	448	1713	3.8	48	8		
Opp. Total	609	2592	4.3	36	23		

## TEAM LEADERS

Scoring: Nick Lowery	104 pts: 23 PATs, 27 FGs
INTs: Deron Cherry	7-51 yds., 0 TDs
Tackles: Deron Cherry	151 (90 solo)
Sacks: Bill Maas	4.0 (-34.0 yds.)
Punting: Kelly Goodburn	76-3059 yds., 40.3 avg., 10 in 20, 59 LG
Punt Returns: Kitrick Taylor	29-187 yds., 6.4 avg., 0 TDs
Kickoff Returns: Kenny Gamble	15-291 yds., 19.4 avg., 0 TDs

1987

## KANSAS CITY CHIEFS



4-11 • 5th AFC West • Frank Gansz

## Preseason (4-1)

8/8	L	7-20	San Francisco	23,826
			Hall of Fame Game (Canton, OH)	
8/13	W	32-20	at Houston	30,147
8/22	W	13-10	ATLANTA	39,164
8/29	W	34-14	BUFFALO	43,887
9/6	W	13-10 OT	St. Louis (Memphis, TN)	62,353

## Regular Season (4-11)

9/13	W	20-13	SAN DIEGO	56,940
9/20	L	14-43	at Seattle	61,667
9/27			MINNESOTA (Cancelled/Strike)	
10/4	L	17-35	# at L.A. Raiders	10,708
10/11	L	0-42	# at Miami	25,867
10/18	L	17-26	# DENVER	20,296
10/25	L	21-42	at San Diego	47,972
11/1	L	28-31	at Chicago	63,498
11/8	L	16-17	PITTSBURGH	45,249
11/15	L	9-16	N.Y. JETS	40,718
11/22	L	3-23	GREEN BAY	34,611
11/26	W	27-20	at Detroit (Thur) (Thinks)	43,820
12/6	L	27-30 OT	at Cincinnati	46,489
12/13	W	16-10	L.A. RAIDERS	63,834
12/19	L	17-20	at Denver (Sat)	75,053
12/27	W	41-20	SEATTLE	20,370

#REPLACEMENT GAMES

## REGULAR STARTERS

OFFENSE		DEFENSE	
WR	Carlos Carson	LE	Art Still
LT	John Alt	NT	Bill Maas
LG	Rich Baldinger	RT	Pete Koch
C	Tom Baugh	RE	Mike Bell
	Rick Donnalley	OLB	Louis Cooper
RG	Mark Adickes		Aaron Pearson
RT	Dave Lutz	ILB	Aaron Pearson
	Irv Eatman	MLB	Dino Hackett
TE	Jonathan Hayes	OLB	Tim Cofield
WR	Stephone Paige	LCB	Albert Lewis
QB	Bill Kenney	RCB	Kevin Ross
RB	Christian Okoye	SS	Lloyd Burruss
RB	Herman Heard	FS	Deron Cherry
K	Nick Lowery	P	Kelly Goodburn

\*Does not include replacement players.

## PRO BOWLERS IN BOLD

AMERICAN CONFERENCE					NATIONAL CONFERENCE				
Western Division					Western Division				
	W	L	T	Pct.		W	L	T	Pct.
Denver	10	4	1	.700	San Francisco	13	2	0	.867
Seattle †	9	6	0	.600	New Orleans †	12	3	0	.800
San Diego	8	7	0	.533	L.A. Rams	6	9	0	.400
L.A. Raiders	5	10	0	.333	Atlanta	3	12	0	.200
Kansas City	4	11	0	.267					
Central Division					Central Division				
	W	L	T	Pct.		W	L	T	Pct.
Cleveland	10	5	0	.667	Chicago	11	4	0	.733
Houston †	9	6	0	.600	Minnesota †	8	7	0	.533
Pittsburgh	8	7	0	.533	Green Bay	5	9	1	.367
Cincinnati	4	11	0	.267	Tampa Bay	4	11	0	.267
					Detroit	4	11	0	.267
Eastern Division					Eastern Division				
	W	L	T	Pct.		W	L	T	Pct.
Indianapolis	9	6	0	.600	Washington	11	4	0	.733
New England	8	7	0	.533	Dallas	7	8	0	.467
Miami	8	7	0	.533	St. Louis	7	8	0	.467
Buffalo	7	8	0	.467	Philadelphia	7	8	0	.467
N.Y. Jets	6	9	0	.400	N.Y. Giants	6	9	0	.400

AFC Championship: Denver 38, Cleveland 33

NFC Championship: Washington 17, Minnesota 10

Super Bowl XXII: Washington 42, Denver 10

## TEAM STATISTICS

	CHIEFS	OPP.
TOTAL FIRST DOWNS	265	344
Rushing/Passing/Penalty	97/141/27	139/172/33
3rd Down: Made/Att.	77/192	92/206
3rd Down Pct.	40.1	44.7
4th Down: Made/Att.	4/10	5/15
4th Down Pct.	40.0	33.3
TOTAL NET YARDS	4418	5639
Avg. Per Game	294.5	375.9
Total Plays	899	1045
Avg. Per Play	4.9	5.4
NET YARDS RUSHING	1799	2333
Avg. Per Game	119.9	155.5
Total Rushes	419	535
Avg. Per Play	4.3	4.7
NET YARDS PASSING	2619	3306
Avg. Per Game	174.6	220.4
Sacked/Yards Lost	48/366	26/167
Gross Yards	2985	3473
Attempts/Completions	432/236	484/279
Pct. of Completions	54.6	57.6
Had Intercepted	17	11
PUNTS/AVERAGE	69/40.4	56/40.4
Net Punting Avg.	32.3	31.7
PUNT RETURNS/YARDS	32/346	43/442
KICKOFF RETURNS/YARDS	70/1437	55/1263
PENALTIES/YARDS	108/861	112/936
FUMBLES/LOST	41/24	24/17
TOUCHDOWNS	30	45
Rushing/Passing	7/17	16/25
Defensive/Kicking Game	15	3/1
TIME OF POSSESSION	27:10	32:50

SCORE BY PERIODS	1	2	3	4	OT	Total
CHIEFS TOTAL	55	88	74	56	0	273
Opp. Total	88	116	93	88	3	388

## INDIVIDUAL STATISTICS

PASSING									
	Att.	Cmp.	Yds.	Pct.	TD	Int	LG	Rating	
Kenney	273	154	2107	56.4	15	9	81t	85.8	
Seuer	55	26	340	47.3	0	4	33	36.9	
Blackledge	31	15	154	48.4	1	1	19	60.4	
Palmer	1	0	0	0.0	0	0	0	39.6	
Others	72	41	384	56.9	1	3	23	42.2	
CHIEFS TOTAL	432	236	2985	54.6	17	17	81t	73.1	
Opp. Total	484	279	3473	57.6	25	11	44	87.8	

PASS RECEIVING									
	No.	Yds.	Avg.	LG	TD				
Carson	55	1044	19.0	81t	7				
Paige	43	707	16.4	51	4				
Okoye	24	169	7.0	22	3				
Hayes	21	272	13.0	33	2				
Heard	14	118	8.4	15	0				
Marshall	10	126	12.6	19	0				
Moriarty	10	37	3.7	8	1				
Coffman	5	42	8.4	13t	1				
Palmer	4	27	6.8	10	0				
Arnold	3	26	8.7	10	0				
D. Colbert	3	21	7.0	9	0				
Keel	2	9	4.5	7	0				
Adickes	1	3	3.0	3t	1				
Others	41	384	9.4	23	1				
CHIEFS TOTAL	236	2985	12.6	81t	17				
Opp. Total	279	3473	12.4	44	25				

RUSHING									
	No.	Yds.	Avg.	LG	TD				
Okoye	157	660	4.2	43t	3				
Heard	82	466	5.7	64t	3				
Palmer	24	155	6.5	35	0				
Moriarty	30	107	3.6	11	0				
Seuer	9	33	3.7	11	0				
Blackledge	5	21	4.2	11	0				
Goodburn	1	16	16.0	16	0				
Clemmons	2	7	3.5	7	0				
Kenney	12	-2	-0.2	6	0				
Carson	1	-7	-7.0	-7	0				
Others	96	343	3.6	17	1				
CHIEFS TOTAL	419	1799	4.3	64t	7				
Opp. Total	535	2333	4.4	48	16				

## TEAM LEADERS

Scoring: Nick Lowery	83 pts: 26 PATs, 19 FGs
INTs: Deron Cherry	3-58 yds., 0 TDs
Kevin Ross	3-40 yds., 0 TDs
Tackles: Dino Hackett	103 (74 solo)
Sacks: Mike Bell	6.5 (-44.0 yds.)
Punting: Kelly Goodburn	76-3059 yds., 40.3 avg., 13 in 20, 55 LG
Punt Returns: Kitrick Taylor	29-187 yds., 6.4 avg., 0 TDs
Kickoff Returns: Kenny Gamble	15-291 yds., 19.4 avg., 0 TDs

1986

## KANSAS CITY CHIEFS



10-6 • 2nd AFC West • John Mackovic

## Preseason (2-2)

8/9	W	20-0	CINCINNATI	30,067
8/16	W	27-26	at St. Louis	30,305
8/23	L	6-13	BUFFALO	39,911
8/30	L	10-13	at New Orleans	47,945

## Regular Season (10-6)

9/7	W	24-14	CINCINNATI	43,430
9/14	L	17-23	at Seattle	64,947
9/21	W	27-13	HOUSTON	43,699
9/28	W	20-17	at Buffalo	67,555
10/5	L	17-24	L.A. RAIDERS	74,430
10/12	L	7-20	at Cleveland	72,304
10/19	W	42-41	SAN DIEGO	55,767
10/26	W	27-20	TAMPA BAY	36,230
11/2	W	24-23	at San Diego	44,518
11/9	W	27-7	SEATTLE	53,268
11/16	L	17-38	at Denver	75,745
11/23	L	14-23	at St. Louis	29,680
11/30	L	14-17	BUFFALO	31,492
12/7	W	37-10	DENVER	47,019
12/14	W	20-17	at L.A. Raiders	68,771
12/21	W	24-19	at Pittsburgh	47,150

## AFC Wild Card Playoff Game

12/28	L	15-35	at N.Y. Jets	69,307
-------	---	-------	--------------	--------

## REGULAR STARTERS

OFFENSE		DEFENSE	
WR	Carlos Carson	LE	Art Still
	Henry Marshall	NT	Bill Maas
LT	Irv Eatman	RE	Pete Koch
LG	Brad Budde	LOLB	Louis Cooper
C	Rick Donnalley	LILB	Dino Hackett
RG	Mark Adickes	RILB	Scott Radecic
RT	Dave Lutz	ROLB	Tim Cofield
TE	Walt Arnold	LCB	Albert Lewis
WR	Stephone Paige	RCB	Kevin Ross
QB	Todd Blackledge	SS	Lloyd Burruss
	Bill Kenney	FS	Deron Cherry
RB	Herman Heard	P	Lewis Colbert
RB	Mike Pruitt		
K	Nick Lowery		

## PRO BOWLERS IN BOLD

AMERICAN CONFERENCE					NATIONAL CONFERENCE				
Western Division					Western Division				
Denver	W	L	T	Pct.	San Francisco	W	L	T	Pct.
Kansas City †	11	5	0	.688	L.A. Rams †	10	5	1	.656
Seattle	10	6	0	.625	Atlanta	10	6	0	.625
L.A. Raiders	8	8	0	.500	New Orleans	7	8	1	.469
San Diego	4	12	0	.250					
Central Division					Central Division				
Cleveland	12	4	0	.750	Chicago	14	2	0	.875
Cincinnati	10	6	0	.625	Minnesota	9	7	0	.563
Pittsburgh	6	10	0	.375	Detroit	5	11	0	.313
Houston	5	11	0	.313	Green Bay	4	12	0	.250
					Tampa Bay	2	14	0	.125
Eastern Division					Eastern Division				
New England	11	5	0	.688	N.Y. Giants	14	2	0	.875
N.Y. Jets †	10	6	0	.625	Washington †	12	4	0	.750
Miami	8	8	0	.500	Dallas	7	9	0	.438
Buffalo	4	12	0	.250	Philadelphia	5	10	1	.344
Indianapolis	3	13	0	.188	St. Louis	4	11	1	.281

AFC Championship: Denver 23, Cleveland 20 OT

NFC Championship: N.Y. Giants 17, Washington 0

Super Bowl XXI: N.Y. Giants 39, Denver 20

## TEAM STATISTICS

	CHIEFS	OPP.
TOTAL FIRST DOWNS	264	310
Rushing/Passing/Penalty	83/152/29	111/173/26
3rd Down: Made/Att.	74/220	80/224
3rd Down Pct.	33.6	35.7
4th Down: Made/Att.	5/9	7/16
4th Down Pct.	55.6	43.8
TOTAL NET YARDS	4218	4934
Avg. Per Game	263.6	308.4
Total Plays	1003	1098
Avg. Per Play	4.2	4.5
NET YARDS RUSHING	1468	1739
Avg. Per Game	91.8	108.7
Total Rushes	432	485
Avg. Per Play	3.4	3.6
NET YARDS PASSING	2750	3195
Avg. Per Game	171.9	199.7
Sacked/Yards Lost	50/372	44/360
Gross Yards	3122	3555
Attempts/Completions	521/257	569/303
Pct. of Completions	49.3	53.3
Had Intercepted	18	31
PUNTS/AVERAGE	99/40.7	83/37.0
Net Punting Avg.	33.7	30.9
PUNT RETURNS/YARDS	35/265	52/572
KICKOFF RETURNS/YARDS	56/1117	71/1278
PENALTIES/YARDS	96/824	114/965
FUMBLES/LOST	27/17	26/18
TOUCHDOWNS	43	38
Rushing/Passing	10/23	13/21
Returns: Off./Def./Kicking Game*	1/4/5	0/3/1
TIME OF POSSESSION	28:29	31:31

SCORE BY PERIODS	1	2	3	4	OT	Total
CHIEFS TOTAL	67	113	83	95	0	358
Opp. Total	49	121	90	66	0	326

## INDIVIDUAL STATISTICS

PASSING									
	Att.	Cmp.	Yds.	Pct.	TD	Int.	LG	Rating	
Kenney	308	161	1922	52.3	13	11	56	70.8	
Blackledge	211	96	1200	45.5	10	6	70†	67.6	
Green	1	0	0	0	0	1	0	0.0	
Marshall	1	0	0	0	0	0	0	39.6	
CHIEFS TOTAL	521	257	3122	49.3	23	18	70†	68.5	
Opp. Total	569	303	3555	53.3	21	31	51	62.1	

PASS RECEIVING									
	No.	Yds.	Avg.	LG	TD				
Paige	52	829	15.9	51	11				
Marshall	46	652	14.2	31	1				
J. Smith	33	230	7.0	18	3				
Carson	21	497	23.7	70†	4				
Arnold	20	169	8.5	27	1				
Green	19	137	7.2	17	0				
Heard	17	83	4.9	13	0				
Coffman	12	75	6.3	10	2				
Harry	9	211	23.4	53	1				
Hayes	8	69	8.6	16	0				
Pruitt	8	56	7.0	13	0				
Moriarty	7	51	7.3	19	0				
Hancock	4	63	15.8	25	0				
Kenney	1	0	0.0	0	0				
CHIEFS TOTAL	257	3122	12.1	70†	23				
Opp. Total	303	3555	11.7	51	21				

RUSHING									
	No.	Yds.	Avg.	LG	TD				
Pruitt	139	448	3.2	16	2				
Green	90	314	3.5	27	3				
Heard	71	295	4.2	40	2				
J. Smith	54	238	4.4	32	3				
Moriarty	35	115	3.3	11	0				
Blackledge	23	60	2.6	14	0				
Kenney	18	0	0.0	9	0				
Paige	2	-2	-1.0	12	0				
CHIEFS TOTAL	432	1468	3.4	40	10				
Opp. Total	485	1739	3.6	41†	13				

## TEAM LEADERS

Scoring: Nick Lowery	100 pts: 43 PATs 19 FGs
INTs: Deron Cherry	9-150 yds., 0 TDs
Tackles: Dino Hackett	140 (78 solo)
Sacks: Art Still	10.5 (-77.0 yds.)
Punting: Lewis Colbert	99-4033 yds., 40.7 avg., 23 In 20, 56 LG
Punt Returns: Jeff Smith	29-245 yds., 8.4 avg., 0 TDs
Kickoff Returns: Boyce Green	10-254 yds., 25.4 avg., 1 TD

1985

## KANSAS CITY CHIEFS



6-10 • 5th AFC West • John Mackovic

## Preseason (3-1)

8/10	W	35-27	at Cincinnati	41,115
8/17	L	13-31	NEW ENGLAND	35,162
8/24	W	24-19	at Houston	36,501
8/31	W	17-13	ST. LOUIS	38,618

## Regular Season (6-10)

9/8	W	47-27	at New Orleans	57,760
9/12	W	36-20	L.A. RAIDERS (Thur) (N)	72,686
9/22	L	0-31	at Miami	69,791
9/29	W	28-7	SEATTLE	50,485
10/6	L	10-19	at L.A. Raiders	55,133
10/13	L	20-31	at San Diego	50,067
10/20	L	0-16	L.A. RAMS	64,474
10/27	L	10-30	DENVER	68,248
11/3	L	20-23	at Houston	41,238
11/10	L	28-36	PITTSBURGH	46,126
11/17	L	3-31	at San Francisco	56,447
11/24	W	20-7	INDIANAPOLIS	21,762
12/1	L	6-24	at Seattle	52,655
12/8	W	38-10	ATLANTA	18,199
12/14	L	13-14	at Denver (Sat)	69,209
12/22	W	38-34	SAN DIEGO	18,178

## REGULAR STARTERS

OFFENSE		DEFENSE	
WR	Carlos Carson	LE	Art Still
LT	Matt Herkenhoff	NT	Bill Maas
LG	Brad Budde	RE	Mike Bell
	Scott Auer		
C	Bob Rush	LOLB	Calvin Daniels
RG	Bob Olderman	LILB	Scott Radecic
RT	Dave Lutz		
TE	Walt Arnold	RILB	Gary Spani
WR	Henry Marshall	ROLB	Ken Jolly
	Stephone Paige	LCB	Albert Lewis
QB	Bill Kenney	RCB	Kevin Ross
	Todd Blackledge		
RB	Herman Heard	SS	Lloyd Burruss
RB	Mike Pruitt	FS	Deron Cherry
	Bruce King		
K	Nick Lowery	P	Jim Arnold

## PRO BOWLERS IN BOLD

AMERICAN CONFERENCE					NATIONAL CONFERENCE				
Western Division					Western Division				
L.A. Raiders	W	L	T	Pct.	L.A. Rams	W	L	T	Pct.
Denver	12	4	0	.750	San Francisco †	10	6	0	.625
Seattle	8	8	0	.500	New Orleans	5	11	0	.313
San Diego	8	8	0	.500	Atlanta	4	12	0	.250
Kansas City	6	10	0	.375					
Central Division					Central Division				
Cleveland	8	8	0	.500	Chicago	15	1	0	.938
Cincinnati	7	9	0	.438	Green Bay	8	8	0	.500
Pittsburgh	7	9	0	.438	Minnesota	7	9	0	.438
Houston	5	11	0	.313	Detroit	7	9	0	.438
					Tampa Bay	2	14	0	.125
Eastern Division					Eastern Division				
Miami	12	4	0	.750	Dallas	10	6	0	.625
N.Y. Jets †	11	5	0	.688	N.Y. Giants †	10	6	0	.625
New England †	11	5	0	.688	Washington	10	6	0	.625
Indianapolis	5	11	0	.313	Philadelphia	7	9	0	.438
Buffalo	2	14	0	.125	St. Louis	5	11	0	.313

AFC Championship: New England 31, Miami 14

NFC Championship: Chicago 24, L.A. Rams 0

Super Bowl XX: Chicago 46, New England 10

## TEAM STATISTICS

	CHIEFS	OPP
TOTAL FIRST DOWNS	258	336
Rushing/Passing/Penalty	79/158/21	129/184/23
3rd Down: Made/Att.	76/224	99/239
3rd Down Pct.	33.9	41.4
4th Down: Made/Att.	7/15	11/21
4th Down Pct.	46.7	52.4
TOTAL NET YARDS	4877	5658
Avg. Per Game	304.8	353.6
Total Plays	982	1126
Avg. Per Play	5.0	5.0
NET YARDS RUSHING	1486	2169
Avg. Per Game	92.9	135.6
Total Rushes	428	513
Avg. Per Play	3.5	4.2
NET YARDS PASSING	3391	3489
Avg. Per Game	211.9	218.1
Sacked/Yards Lost	43/335	37/263
Gross Yards	3726	3752
Attempts/Completions	511/267	576/332
Pct. of Completions	52.3	57.6
Had Intercepted	23	27
PUNTS/AVERAGE	95/40.3	75/41.2
Net Punting Avg.	32.3	34.2
PUNT RETURNS/YARDS	43/381	48/530
KICKOFF RETURNS/YARDS	59/1115	69/1626
PENALTIES/YARDS	87/666	85/720
FUMBLES/LOST	22/11	25/14
TOUCHDOWNS	35	41
Rushing/Passing	10/23	18/22
Defensive/Kicking Game	2/0	0/1
TIME OF POSSESSION	28:06	31:54

SCORE BY PERIODS	1	2	3	4	OT	Total
CHIEFS TOTAL	77	111	66	63	0	317
Opp. Total	39	135	65	121	0	360

## INDIVIDUAL STATISTICS

PASSING									
	Att.	Cmp.	Yds.	Pct.	TD	Int	LG	Rating	
Kenney	338	181	2536	53.6	17	9	84t	83.6	
Blackledge	172	86	1190	50.0	6	14	70	50.5	
Horton	1	0	0	0	0	0	0	39.6	
CHIEFS TOTAL	511	267	3726	52.3	23	23	84t	72.3	
Opp. Total	576	332	3752	57.6	22	27	56	70.3	
PASS RECEIVING									
	No.	Yds.	Avg.	LG	TD				
Carson	47	843	17.9	37t	4				
Paige	43	943	21.9	84t	10				
Heard	31	257	8.3	27	2				
W. Arnold	28	339	12.1	38	1				
Horton	28	185	6.6	22	1				
Marshall	25	446	17.8	50	0				
Smith	18	157	8.7	45t	2				
Hancock	15	286	19.1	48	2				
King	7	45	6.4	8	0				
Pruitt	7	43	6.1	9	0				
Scott	5	61	12.2	21	0				
Holston	5	51	10.2	17	0				
Hayes	5	39	7.8	12	1				
Jones	3	31	10.3	15	0				
CHIEFS TOTAL	267	3726	14.0	84t	23				
Opp. Total	332	3752	11.3	56t	22				
RUSHING									
	No.	Yds.	Avg.	LG	TD				
Heard	164	595	3.6	33	4				
Pruitt	105	366	3.5	54	2				
Horton	48	146	3.0	19t	3				
Smith	30	118	3.9	27	0				
Blackledge	17	97	5.7	25	0				
King	28	83	3.0	9	0				
Carson	3	25	8.3	13	0				
Lacy	6	21	3.5	6	0				
Jones	12	19	1.6	7	0				
Paige	1	15	15.0	15	0				
Kenney	14	1	0.1	5	1				
CHIEFS TOTAL	428	1486	3.5	54	10				
Opp. Total	513	2169	4.2	50	18				

## TEAM LEADERS

Scoring: Nick Lowery	107 pts: 35 PATs, 24 FGs
INTs: Albert Lewis	8-59 yds., 0 TDs
Tackles: Deron Cherry	134 (85 solo)
Sacks: Bill Maas	7.0 (-51.0 yds.)
Punting: Jim Arnold	93-3827 yds., 41.2 avg., 15 In 20, 62 LG
Punt Returns: Garcia Lane	43-381 yds., 8.9 avg., 0 TDs
Kickoff Returns: Jeff Smith	33-654 yds., 19.8 avg., 0 TDs

1984

## KANSAS CITY CHIEFS



8-8 • 4th AFC West • John Mackovic

## Preseason (1-3)

8/4	L	20-34	NEW ORLEANS	34,230
8/10	L	10-14	at St. Louis	30,233
8/18	W	31-13	CLEVELAND	33,074
8/24	L	7-36	at New England	22,721

## Regular Season (8-8)

9/2	W	37-27	at Pittsburgh	56,709
9/9	W	27-22	at Cincinnati	47,111
9/16	L	20-22	L.A. RAIDERS	75,111
9/23	L	0-21	at Denver	74,263
9/30	W	10-6	CLEVELAND	40,785
10/7	L	16-17	N.Y. JETS	53,167
10/14	W	31-13	SAN DIEGO	67,465
10/21	L	7-28	at N.Y. Jets	76,891
10/28	W	24-20	TAMPA BAY	41,710
11/4	L	0-45	at Seattle	64,915
11/11	L	16-17	HOUSTON	44,464
11/18	L	7-17	at L.A. Raiders	48,575
11/25	L	27-28	at N.Y. Giants	74,383
12/2	W	16-13	DENVER	38,949
12/9	W	34-7	SEATTLE	34,855
12/16	W	42-21	at San Diego	40,211

## REGULAR STARTERS

OFFENSE		DEFENSE	
WR	Carlos Carson	LE	Art Still
LT	Matt Herkenhoff	NT	Bill Maas
LG	Brad Budde	RE	Mike Bell
C	Bob Rush	LALB	Ken McAlister
RG	Tom Condon	LILB	John Zamberlin
RT	Dave Lutz	RILB	Gary Spani
TE	Willie Scott	ROLB	Calvin Daniels
WR	Henry Marshall	LCB	Albert Lewis
QB	Bill Kenney	RCB	Kevin Ross
	Todd Blackledge	SS	Lloyd Burruss
RB	Herman Heard	FS	Deron Cherry
	Theotis Brown	P	Jim Arnold
RB	Billy Jackson		
K	Nick Lowery		

PRO BOWLERS IN BOLD



## Western Division

	W	L	T	Pct.
Denver	13	3	0	.813
Seattle †	12	4	0	.750
L.A. Raiders †	11	5	0	.688
Kansas City	8	8	0	.500
San Diego	7	9	0	.438

## Central Division

	W	L	T	Pct.
Pittsburgh	9	7	0	.563
Cincinnati	8	8	0	.500
Cleveland	5	11	0	.313
Houston	3	13	0	.188

## Eastern Division

	W	L	T	Pct.
Miami	14	2	0	.875
New England	9	7	0	.563
N.Y. Jets	7	9	0	.438
Indianapolis	4	12	0	.250
Buffalo	2	14	0	.125



## Western Division

	W	L	T	Pct.
San Francisco	15	1	0	.938
L.A. Rams †	10	6	0	.625
New Orleans	7	9	0	.438
Atlanta	4	12	0	.250

## Central Division

	W	L	T	Pct.
Chicago	10	6	0	.625
Green Bay	8	8	0	.500
Tampa Bay	6	10	0	.375
Detroit	4	11	1	.281
Minnesota	3	13	0	.188

## Eastern Division

	W	L	T	Pct.
Washington	11	5	0	.688
N.Y. Giants †	9	7	0	.563
St. Louis	9	7	0	.563
Dallas	9	7	0	.563
Philadelphia	6	9	1	.406

AFC Championship: Miami 45, Pittsburgh 28  
 NFC Championship: San Francisco 23, Chicago 0  
 Super Bowl XIX: San Francisco 38, Miami 16

## TEAM STATISTICS

	CHIEFS	OPP.
TOTAL FIRST DOWNS	295	335
Rushing/Passing/Penalty	88/178/29	121/192/22
3rd Down: Made/Att.	73/221	89/246
3rd Down Pct.	33.0	36.2
4th Down: Made/Att.	1/6	9/24
4th Down Pct.	16.7	37.5
TOTAL NET YARDS	5095	5625
Avg. Per Game	318.4	351.6
Total Plays	1034	1159
Avg. Per Play	4.9	4.9
NET YARDS RUSHING	1527	1982
Avg. Per Game	95.4	123.9
Total Rushes	408	523
Avg. Per Play	3.7	3.8
NET YARDS PASSING	3568	3645
Avg. Per Game	223.0	227.8
Sacked/Yards Lost	33/301	50/364
Gross Yards	3869	4009
Attempts/Completions	593/305	586/329
Pct. of Completions	51.4	56.1
Had Intercepted	22	30
PUNTS/AVERAGE	98/44.9	91/40.0
Net Punting Avg.	37.5	33.6
PUNT RETURNS/YARDS	43/346	60/461
KICKOFF RETURNS/YARDS	56/1061	64/1354
PENALTIES/YARDS	99/806	108/951
FUMBLES/LOST	34/15	18/11
TOUCHDOWNS	35	38
Rushing/Passing	12/21	10/19
Defensive/Kicking Game	2/0	9/0
TIME OF POSSESSION	27:25	32:25

SCORE BY PERIODS	1	2	3	4	OT	Total
CHIEFS TOTAL	57	105	61	91	0	314
Opp. Total	37	127	73	87	0	324

## INDIVIDUAL STATISTICS

PASSING									
	Att.	Cmp.	Yds.	Pct.	TD	Int	LG	Rating	
Kenney	282	151	2098	53.5	15	10	65t	80.7	
Blackledge	294	147	1707	50.0	6	11	46t	59.2	
Osiecki	17	7	64	41.2	0	1	19	27.6	
CHIEFS TOTAL	593	305	3869	51.4	21	22	65t	68.5	
Opp. Total	586	329	4009	56.1	19	30	80t	67.3	
PASS RECEIVING									
	No.	Yds.	Avg.	LG	TD				
Marshall	62	912	14.7	37	4				
Carson	57	1078	18.9	57	4				
Brown	38	236	6.2	17	0				
Paige	30	541	18.0	65t	4				
Scott	28	253	9.0	27	3				
Heard	25	223	8.9	17	0				
B. Jackson	15	101	6.7	11	1				
Lacy	13	87	6.7	20	2				
W. Arnold	11	95	8.6	15	1				
Hancock	10	217	21.7	46t	1				
Smith	8	69	9.4	16	0				
Beckman	7	44	6.3	9	1				
Little	1	13	13.0	13	0				
CHIEFS TOTAL	305	3869	12.7	65t	21				
Opp. Total	329	4009	12.2	80t	19				
RUSHING									
	No.	Yds.	Avg.	LG	TD				
Heard	65	684	4.1	69t	4				
Brown	97	337	3.5	25	4				
B. Jackson	50	225	4.5	16	1				
Lacy	46	165	3.6	24t	2				
Blackledge	18	102	5.7	26	1				
Paige	3	19	6.3	9	0				
Gunter	15	12	0.8	4	0				
Ricks	2	1	0.5	1	0				
W. Arnold	1	0	0.0	0	0				
Osiecki	1	-2	-2.0	-2	0				
Kenney	9	-8	-0.9	1	0				
Carson	1	-8	-8.0	-8	0				
CHIEFS TOTAL	408	1527	3.7	69t	12				
Opp. Total	523	1982	3.8	52	10				

## TEAM LEADERS

Scoring: Nick Lowery	104 pts: 35 PATs, 23 FGs
INTs: Deron Cherry	7-140 yds., 0 TDs
Tackles: Art Still	131 (107 solo)
Sacks: Art Still	14.5 (-86.0 yds.)
Punting: Jim Arnold	98-4397 yds., 44.9 avg., 22 in 20, 63 LG
Punt Returns: J.T. Smith	39-332 yds., 8.5 avg., 0 TDs
Kickoff Returns: J.T. Smith	19-391 yds., 20.6 avg., 0 TDs



1983

## KANSAS CITY CHIEFS



6-10 • 5th AFC West • John Mackovic

## Preseason (2-2)

8/6	W	24-7	at Cincinnati	42,662
8/13	L	13-17	DETROIT	32,885
8/20	W	17-16	ST. LOUIS	34,070
8/27	L	17-20	at Chicago	56,311

## Regular Season (6-10)

9/4	W	17-13	SEATTLE	42,531
9/12	L	14-17	SAN DIEGO (Mon) (N)	62,150
9/18	L	12-27	at Washington	52,610
9/25	L	6-14	at Miami	50,785
10/2	W	38-14	ST. LOUIS	58,975
10/9	L	20-21	at L.A. Raiders	40,492
10/16	W	38-17	N.Y. GIANTS	55,449
10/23	W	13-10 OT	at Houston	39,462
10/30	L	24-27	at Denver	76,640
11/6	L	20-28	L.A. RAIDERS	75,497
11/13	W	20-15	CINCINNATI	46,711
11/20	L	21-41	at Dallas	64,102
11/27	L	48-51 OT	at Seattle	56,793
12/4	L	9-14	BUFFALO	27,104
12/11	L	38-41	at San Diego	35,510
12/18	W	48-17	DENVER	11,377

## REGULAR STARTERS

## OFFENSE

WR	Carlos Carson
LT	Matt Herkenhoff
LG	Brad Budde
C	Bob Rush
RG	Tom Condon
	Bob Simmons
RT	Dave Lutz
TE	Willie Scott
WR	Anthony Hancock
	Henry Marshall
QB	Bill Kenney
TE	Ed Beckman
RB	Theotis Brown
RB	Billy Jackson
K	Nick Lowery

## DEFENSE

LE	Art Still
NT	Dino Mangiero
RE	Mike Bell
LOLB	Thomas Howard
LILB	Jerry Blanton
RILB	Gary Spani
ROLB	Calvin Daniels
LCB	Gary Green
RCB	Lucious Smith
SS	Lloyd Burruss
FS	Deron Cherry
P	Jim Arnold

PRO BOWLERS IN BOLD



## Western Division

	W	L	T	Pct.
L.A. Raiders	12	4	0	.750
Seattle †	9	7	0	.563
Denver †	9	7	0	.563
San Diego	6	10	0	.375
Kansas City	6	10	0	.375

## Central Division

	W	L	T	Pct.
Pittsburgh	10	6	0	.625
Cleveland	9	7	0	.563
Cincinnati	7	9	0	.438
Houston	2	14	0	.125

## Eastern Division

	W	L	T	Pct.
Miami	12	4	0	.750
New England	8	8	0	.500
Buffalo	8	8	0	.500
Baltimore	7	9	0	.438
N.Y. Jets	7	9	0	.438



## Western Division

	W	L	T	Pct.
San Francisco	10	6	0	.625
L.A. Rams †	9	7	0	.563
New Orleans	8	8	0	.500
Atlanta	7	9	0	.438

## Central Division

	W	L	T	Pct.
Detroit	9	7	0	.563
Chicago	8	8	0	.500
Green Bay	8	8	0	.500
Minnesota	8	8	0	.500
Tampa Bay	2	14	0	.125

## Eastern Division

	W	L	T	Pct.
Washington	14	2	0	.875
Dallas †	12	4	0	.750
St. Louis	8	7	1	.531
Philadelphia	5	11	0	.313
N.Y. Giants	3	12	1	.219

AFC Championship: L.A. Raiders 30, Seattle 14

NFC Championship: Washington 24, San Francisco 21

Super Bowl XVII: L.A. Raiders 38, Washington 9

## TEAM STATISTICS

	CHIEFS	OPP
TOTAL FIRST DOWNS	314	319
Rushing/Passing/Penalty	83/208/23	136/158/25
3rd Down: Made/Att.	93/234	83/221
3rd Down Pct.	39.7	39.6
4th Down: Made/Att.	4/9	7/12
4th Down Pct.	44.4	58.3
TOTAL NET YARDS	5595	5386
Avg. Per Game	349.7	336.6
Total Plays	1074	1089
Avg. Per Play	5.2	4.9
NET YARDS RUSHING	1254	2275
Avg. Per Game	78.4	142.2
Total Rushes	387	554
Avg. Per Play	3.2	4.1
NET YARDS PASSING	4341	3111
Avg. Per Game	271.3	194.4
Sacked/Yards Lost	46/343	35/250
Gross Yards	4684	3361
Attempts/Completions	641/369	500/261
Pct. of Completions	57.6	52.2
Had Intercepted	19	30
PUNTS/AVERAGE	93/39.9	85/41.2
Net Punting Avg.	32.6	33.8
PUNT RETURNS/YARDS	40/291	54/559
KICKOFF RETURNS/YARDS	54/929	75/1528
PENALTIES/YARDS	113/911	105/837
FUMBLES/LOST	30/19	34/21
TOUCHDOWNS	45	44
Rushing/Passing	13/29	19/21
Returns: Off./Del./Kicking Game*	0/3/0	1/2/1
TIME OF POSSESSION	28:35	31:07

SCORE BY PERIODS	1	2	3	4	OT	Total
CHIEFS TOTAL	86	96	85	116	3	386
Opp. Total	57	89	88	130	3	367

## INDIVIDUAL STATISTICS

	PASSING						
	Att.	Cmp.	Yds.	Pct.	TD	Int	Rating
Kenney	603	346	4348	57.4	24	18	53
Blackledge	34	20	259	58.8	3	0	43
J. Thomas	2	1	18	50	1	1	18†
Carson	1	1	48	100.0	1	0	48
Brown	1	1	11	100.0	0	0	11
Marshall	0	0	0	0.0	0	0	0.0
CHIEFS TOTAL	641	369	4684	57.6	29	19	53
Opp. Total	500	261	3361	52.2	21	30	58
	PASS RECEIVING						
	No.	Yds.	Avg.	LG	TD		
Carson	80	1351	16.9	50†	7		
Marshall	50	788	15.8	52	6		
Brown	47	418	8.9	53	2		
Hancock	37	584	15.8	50	1		
B. Jackson	32	243	7.6	29	0		
Paige	30	528	17.6	43	6		
K. Thomas	30	254	8.5	25	1		
Scott	29	247	8.5	22	6		
Beckman	13	130	10.0	20	0		
J. Thomas	8	33	4.1	7	0		
J.T. Smith	7	85	12.1	18	0		
Ricks	3	5	1.7	7	0		
Hadnot	2	18	9.0	16	0		
Kenney	1	0	0.0	0	0		
CHIEFS TOTAL	369	4684	12.7	53	29		
Opp. Total	261	3361	12.9	58	21		

	RUSHING						
	No.	Yds.	Avg.	LG	TD		
B. Jackson	152	499	3.3	19	2		
Brown	124	467	3.8	49†	8		
J. Thomas	44	115	2.6	11	0		
Kenney	23	59	2.6	11	3		
K. Thomas	15	55	3.7	28	0		
Ricks	21	28	1.3	10	0		
Carson	2	20	10.0	18	0		
Hadnot	4	10	2.5	7	0		
Scott	1	1	1.0	1	0		
Blackledge	1	0	0.0	0	0		
CHIEFS TOTAL	387	1254	3.2	49†	13		
Opp. Total	554	2275	4.1	60	19		

## TEAM LEADERS

Scoring: Nick Lowery	116 pts: 44 PATs, 24 FGs
INTs: Deron Cherry	7-100 yds., 0 TDs
Tackles: Jerry Blanton	136 (83 solo)
Sacks: Mike Bell	10.0 (-62.0 yds.)
Punting: Jim Arnold	93-3710 yds., 39.9 avg., 21 In 20, 64 LG
Punt Returns: J.T. Smith	26-210 yds., 8.1 avg., 0 TDs
Kickoff Returns: Theotis Brown	15-301 yds., 20.1 avg., 0 TDs

1982

## KANSAS CITY CHIEFS



3-6 • 11th AFC • Marv Levy

## Preseason (2-1-1)

8/13	W	26-20	CINCINNATI	39,815
8/21	L	3-6	at New Orleans	46,585
8/28	T	17-17 OT	MIAMI	42,290
9/4	W	10-6	at St. Louis	39,926

## Regular Season (3-6)

9/12	L	9-14	at Buffalo	79,383
9/19	W	19-12	SAN DIEGO	60,514
9/23			ATLANTA	Cancelled*
10/3			at Seattle	Cancelled*
10/10			HOUSTON	Cancelled*
10/17			at San Diego	Cancelled*
10/24			N.Y. Jets	Rescheduled (1/2)*
10/31			SEATTLE	Cancelled*
11/7			at Oakland	Cancelled*
11/14			DENVER	Cancelled*
11/21	L	17-27	at New Orleans	39,341
11/28	L	14-20	at L.A. Rams	45,793
12/5	L	14-35	at Pittsburgh	52,090
12/12	L	16-21	OAKLAND	26,307
12/19	W	37-16	at Denver	74,192
12/26	L	13-26	SAN FRANCISCO	24,319
1/2	W	37-13	N.Y. JETS	11,902

\*Season shortened to nine games due to NFLPA strike.

## REGULAR STARTERS

OFFENSE		DEFENSE	
WR	Henry Marshall	LE	Art Still
LT	Matt Herkenhoff	NT	Ken Kremer
LG	Brad Budde	RE	Mike Bell
C	Jack Rudnay		Dave Lindstrom
RG	Tom Condon	LOLB	Thomas Howard
RT	Charlie Getty	LILB	Jerry Blanton
TE	Al Dixon	RILB	Gary Spani
WR	Carlos Carson	ROLB	Charles Jackson
QB	Bill Kenney	LCB	Gary Green
RB	Joe Delaney	RCB	Eric Harris
RB	Billy Jackson	SS	Lloyd Burruss
K	Nick Lowery	FS	Gary Barbaro
		P	Jeff Gossett

## PRO BOWLERS IN BOLD

AMERICAN CONFERENCE					NATIONAL CONFERENCE				
	W	L	T	Pct.		W	L	T	Pct.
L.A. Raiders	8	1	0	.889	Washington	8	1	0	.889
Miami	7	2	0	.778	Dallas	6	3	0	.667
Cincinnati	7	2	0	.778	Green Bay	5	3	1	.611
Pittsburgh	6	3	0	.667	Minnesota	5	4	0	.556
San Diego	6	3	0	.667	Atlanta	5	4	0	.556
N.Y. Jets	6	3	0	.667	St. Louis	5	4	0	.556
New England	5	4	0	.556	Tampa Bay	5	4	0	.556
Cleveland	4	5	0	.444	Detroit	4	5	0	.444
Buffalo	4	5	0	.444	New Orleans	4	5	0	.444
Seattle	4	5	0	.444	N.Y. Giants	4	5	0	.444
Kansas City	3	6	0	.333	San Francisco	3	6	0	.333
Denver	2	7	0	.222	Chicago	3	6	0	.333
Houston	1	8	0	.111	Philadelphia	3	6	0	.333
Baltimore	0	8	1	.056	L.A. Rams	2	7	0	.222

As the result of a 57-day players' strike, the 1982 NFL regular season schedule was reduced from 16 to nine games. At the conclusion of the regular season, the NFL conducted a 16-team postseason Super Bowl Tournament. Eight teams from each conference were seeded 1-8 based on their records during the season.

**AFC Championship:** Miami 14, N.Y. Jets 0  
**NFC Championship:** Washington 31, Dallas 17  
**Super Bowl XVII:** Washington 27, Miami 17

## TEAM STATISTICS

	CHIEFS	OPP.
TOTAL FIRST DOWNS	163	170
Rushing/Passing/Penalty	71/79/13	69/92/9
3rd Down: Made/Att.	48/126	65/123
3rd Down Pct.	38.1	52.8
4th Down: Made/Att.	7/12	2/4
4th Down Pct.	58.3	50.0
TOTAL NET YARDS	2498	2733
Avg. Per Game	277.6	303.7
Total Plays	573	556
Avg. Per Play	4.4	4.9
NET YARDS RUSHING	943	1066
Avg. Per Game	104.8	118.4
Total Rushes	269	279
Avg. Per Play	3.5	3.8
NET YARDS PASSING	1555	1667
Avg. Per Game	172.8	185.2
Sacked/Yards Lost	40/309	15/120
Gross Yards	1864	1787
Attempts/Completions	264/145	262/155
Pct. of Completions	54.9	59.2
Had Intercepted	8	12
PUNTS/AVERAGE	38/40.5	38/38.6
Net Punting Avg.	29.0	32.1
PUNT RETURNS/YARDS	15/129	22/338
KICKOFF RETURNS/YARDS	34/723	42/794
PENALTIES/YARDS	43/372	59/476
FUMBLES/LOST	13/4	23/10
TOUCHDOWNS	17	22
Rushing/Passing	3/10	7/19
Defensive/Kicking Game	3/1	1/2
TIME OF POSSESSION	30:11	29:49

SCORE BY PERIODS	1	2	3	4	OT	Total
CHIEFS TOTAL	33	63	16	64	0	176
Opp. Total	40	55	31	58	0	184

## INDIVIDUAL STATISTICS

PASSING									
	Att.	Cmp.	Yds.	Pct.	TD	Int	LG	Rating	
Kenney .....	169	95	1192	56.2	7	6	51	77.0	
Fuller .....	93	49	665	52.7	3	2	51	77.3	
Gagliano .....	1	1	7	100.0	0	0	7	95.8	
Marshall .....	1	0	0	0.0	0	0	0	39.6	
CHIEFS TOTAL .....	264	145	1864	54.9	10	8	51	77.4	
Opp. Total .....	262	155	1787	59.2	12	12	74t	76.0	
PASS RECEIVING									
	No.	Yds.	Avg.	LG	TD				
Marshall .....	40	549	13.7	44t	3				
Carson .....	27	494	18.3	51	2				
Dixon .....	18	251	13.9	37	2				
Hadnot .....	14	96	6.9	28	0				
Delaney .....	11	53	4.8	13	0				
Smith .....	10	168	16.8	51	0				
Scott .....	8	49	6.1	13	1				
Hancock .....	7	116	16.6	41t	1				
B. Jackson .....	5	41	8.2	13	0				
Rome .....	2	25	12.5	16	0				
Gaines .....	2	17	8.5	7	0				
Bledsoe .....	1	5	5.0	5	0				
CHIEFS TOTAL .....	145	1864	12.9	51	10				
Opp. Total .....	155	1787	11.5	74t	12				

## TEAM LEADERS

Scoring: Nick Lowery	74 pts: 17 PATs, 19 FGs
INTs: Eric Harris	3-66 yds., 1 TD
Gary Barbaro	3-48 yds., 1 TD
Tackles: Art Still	68 (44 solo)
Sacks: Art Still	4.0 (-34.0 yds.)
Punting: Jeff Gossett	33-1366 yds., 41.1 avg., 6 in 20, 56 LG
Punt Returns: Anthony Hancock	12-103 yds., 8.6 avg., 0 TDs
Kickoff Returns: Anthony Hancock	27-609 yds., 22.6 avg., 0 TDs

1981

## KANSAS CITY CHIEFS



9-7 • 3rd AFC West • Marv Levy

## Preseason (1-3)

8/7	L	10-16	at Washington	32,488
8/15	W	13-0	CHICAGO	41,099
8/22	L	3-16	ST. LOUIS	42,550
8/28	L	7-31	at Miami	36,896

## Regular Season (9-7)

9/6	W	37-33	at Pittsburgh	53,305
9/13	W	19-10	TAMPA BAY	50,555
9/20	L	31-42	SAN DIEGO	63,866
9/27	W	20-14	at Seattle	59,255
10/4	L	17-33	at New England	55,931
10/11	W	27-0	OAKLAND	76,543
10/18	W	28-14	DENVER	74,672
10/25	W	28-17	at Oakland	42,914
11/1	L	20-22	at San Diego	51,307
11/8	L	13-16 OT	CHICAGO	60,605
11/15	W	23-10	HOUSTON	73,984
11/22	W	40-13	SEATTLE	49,002
11/26	L	10-27	at Detroit (Thur) (Thanks)	76,735
12/6	L	13-16	at Denver	74,744
12/13	L	7-17	MIAMI	57,407
12/20	W	10-6	at Minnesota	41,110

## REGULAR STARTERS

## OFFENSE

WR	Henry Marshall
LT	Matt Herkenhoff
LG	Brad Buddle
C	Jack Rudnay
RG	Tom Condon
RT	Charlie Getty
TE	Al Dixon
WR	J.T. Smith
QB	Bill Kenney
RB	Joe Delaney
RB	James Hadnot
K	Nick Lowery

## DEFENSE

LE	Art Still
NT	Don Parrish
	Ken Kremer
RE	Mike Bell
LOLB	Thomas Howard
LILB	Jerry Blanton
RILB	Gary Spani
ROLB	Charles Jackson
LCB	Gary Green
RCB	Eric Harris
SS	Lloyd Burruss
FS	Gary Barbaro
P	Bob Grupp

## PRO BOWLERS IN BOLD



## Western Division

	W	L	T	Pct.
San Diego	10	6	0	.625
Denver	10	6	0	.625
Kansas City	9	7	0	.563
Oakland	7	9	0	.438
Seattle	6	10	0	.375

## Central Division

	W	L	T	Pct.
Cincinnati	12	4	0	.750
Pittsburgh	8	8	0	.500
Houston	7	9	0	.438
Cleveland	5	11	0	.313

## Eastern Division

	W	L	T	Pct.
Miami	11	4	1	.719
N.Y. Jets †	10	5	1	.656
Buffalo †	10	6	0	.625
Baltimore	2	14	0	.125
New England	2	14	0	.125



## Western Division

	W	L	T	Pct.
San Francisco	13	3	0	.813
Atlanta	7	9	0	.438
Los Angeles	6	10	0	.375
New Orleans	4	12	0	.250

## Central Division

	W	L	T	Pct.
Tampa Bay	9	7	0	.563
Detroit	8	8	0	.500
Green Bay	8	8	0	.500
Minnesota	7	9	0	.438
Chicago	6	10	0	.375

## Eastern Division

	W	L	T	Pct.
Dallas	12	4	0	.750
Philadelphia †	10	6	0	.625
N.Y. Giants †	9	7	0	.563
Washington	8	8	0	.500
St. Louis	7	9	0	.438

**AFC Championship:** Cincinnati 27, San Diego 7  
**NFC Championship:** San Francisco 28, Dallas 27  
**Super Bowl XVI:** San Francisco 26, Cincinnati 21

## TEAM STATISTICS

	CHIEFS	OPP.
TOTAL FIRST DOWNS	315	316
Rushing/Passing/Penalty	160/132/23	112/177/27
3rd Down: Made/Att.	91/217	93/238
3rd Down Pct.	41.9	39.1
TOTAL NET YARDS	5273	5373
Avg. Per Game	329.6	335.8
Total Plays	1057	1102
Avg. Per Play	5.0	4.9
NET YARDS RUSHING	2633	1747
Avg. Per Game	164.6	109.2
Total Rushes	610	507
Avg. Per Play	4.3	3.4
NET YARDS PASSING	2640	3626
Avg. Per Game	165.0	226.6
Sacked/Yards Lost	37/277	27/195
Gross Yards	2917	3821
Attempts/Completions	410/224	567/291
Pct. of Completions	54.6	51.3
Had Intercepted	22	26
PUNTS/AVERAGE	70/38.5	80/38.9
Net Punting Avg.	33.2	30.8
PUNT RETURNS/YARDS	50/528	46/293
KICKOFF RETURNS/YARDS	52/1043	68/1296
PENALTIES/YARDS	96/920	88/723
FUMBLES/LOST	36/24	42/21
TOUCHDOWNS	38	34
Rushing/Passing	22/12	17/16
Defensive/Kicking Game	4/0	1/0
TIME OF POSSESSION	31:01	28:59

SCORE BY PERIODS	1	2	3	4	OT	Total
CHIEFS TOTAL	85	69	85	104	0	343
Opp. Total	82	97	51	57	3	290

## INDIVIDUAL STATISTICS

	PASSING							
	Att.	Cmp.	Yds.	Pct.	TD	Int	LG	Rating
Kenney	274	147	1983	53.6	9	16	64t	63.8
Fuller	134	77	934	57.5	3	4	53	73.9
Marshall	1	0	0	0.0	0	1	0	0.0
Hadnot	1	0	0	0.0	0	1	0	0.0
CHIEFS TOTAL	410	224	2917	54.6	12	22	64t	64.4
Opp. Total	567	291	3821	51.3	16	26	86t	63.1
	No.	Yds.	Avg.	LG	TD			
J.T. Smith	63	852	13.5	42	2			
Marshall	38	620	16.3	64t	4			
Dixon	29	356	12.3	48	2			
Hadnot	23	215	9.3	20	0			
Delaney	22	246	11.2	61	0			
Rome	17	203	11.9	23	1			
McKnight	8	77	9.6	23	0			
Carson	7	179	25.6	53	1			
B. Jackson	6	31	5.2	10	1			
Scott	5	72	14.4	26	1			
Bledsoe	3	27	9.0	17	0			
Murphy	2	36	18.0	22	0			
Williams	1	3	3.0	3	0			
CHIEFS TOTAL	224	2917	13.0	64t	12			
Opp. Total	291	3821	13.1	86	16			

## RUSHING

	No.	Yds.	Avg.	LG	TD
Delaney	234	1121	4.8	82t	3
Hadnot	140	603	4.3	30	3
B. Jackson	111	398	3.6	31	10
McKnight	54	195	3.6	26	5
Fuller	19	118	6.2	27	0
Kenney	24	89	3.7	21	1
Marshall	3	69	23.0	34	0
Bledsoe	20	65	3.3	13	0
Williams	2	0	0.0	3	0
Carson	1	-1	-1.0	-1	0
Dixon	1	-5	-5.0	-5	0
Grupp	1	-19	-19.0	-19	0
CHIEFS TOTAL	610	2633	4.3	82t	22
Opp. Total	507	1747	3.5	30	17

## TEAM LEADERS

Scoring: Nick Lowery	115 pts: 37 PATs, 26 FGs
INTs: Eric Harris	7-109 yds., 1 TD
Tackles: Gary Spani	153 (104 solo)
Sacks: Ken Kremer	8.0 (-57.5 yds.)
Punting: Bob Grupp	41-1556 yds., 38.0 avg., 5 In 20, 57 LG
Punt Returns: J.T. Smith	50-528 yds., 10.6 avg., 0 TDs
Kickoff Returns: James Murphy	20-457 yds., 22.9 avg., 0 TDs

1980

## KANSAS CITY CHIEFS



8-8 • 3rd AFC West • Marv Levy

Preseason (3-1)					
8/9	W	42-0	CLEVELAND	38,055	
8/18	W	24-10	MINNESOTA	39,879	
8/23	W	20-10	at St. Louis	41,687	
8/30	L	21-31	San Francisco (Tucson, AZ)	27,000	
Regular Season (8-8)					
9/7	L	14-27	OAKLAND	54,269	
9/14	L	16-17	SEATTLE	42,403	
9/21	L	13-20	at Cleveland	63,614	
9/28	L	7-24	SAN DIEGO	45,161	
10/5	W	31-17	at Oakland	40,153	
10/12	W	21-20	HOUSTON	75,048	
10/19	W	23-17	at Denver	74,459	
10/26	W	20-17	DETROIT	59,391	
11/2	L	24-31	BALTIMORE	52,383	
11/9	W	31-30	at Seattle	58,976	
11/16	L	7-20	at San Diego	50,248	
11/23	W	21-13	at St. Louis	42,871	
11/30	L	6-20	CINCINNATI	41,594	
12/7	W	31-14	DENVER	40,237	
12/14	L	16-21	at Pittsburgh	50,013	
12/21	W	38-28	at Baltimore	19,641	

## REGULAR STARTERS

OFFENSE		DEFENSE	
WR	Henry Marshall	LE	Art Still
LT	Matt Herkenhoff	NT	Don Parrish
LG	Bob Simmons	RE	Dave Lindstrom
C	Jack Rudnay	LOLB	Thomas Howard
RG	Tom Condon	LILB	Frank Manumaleuga
RT	Charlie Getty	RILB	Gary Spani
TE	Mike Williams	ROLB	Whitney Paul
WR	J.T. Smith	LCB	Gary Green
QB	Steve Fuller	RCB	Eric Harris
RB	Tony Reed	SS	Herb Christopher
	James Hadnot	FS	Gary Barbaro
RB	Ted McKnight	P	Bob Grupp
K	Nick Lowery		

## PRO BOWLERS IN BOLD

AMERICAN CONFERENCE					NATIONAL CONFERENCE				
Western Division					Western Division				
San Diego	W	L	T	Pct.	Atlanta	W	L	T	Pct.
Oakland †	11	5	0	.688	Los Angeles †	11	5	0	.688
Kansas City	8	8	0	.500	San Francisco	6	10	0	.375
Denver	8	8	0	.500	New Orleans	1	15	0	.063
Seattle	4	12	0	.250					
Central Division					Central Division				
Cleveland	W	L	T	Pct.	Minnesota	W	L	T	Pct.
Houston †	11	5	0	.688	Detroit	9	7	0	.563
Pittsburgh	11	5	0	.688	Chicago	7	9	0	.438
Cincinnati	9	7	0	.563	Tampa Bay	5	10	1	.344
	6	10	0	.375	Green Bay	5	10	1	.344
Eastern Division					Eastern Division				
Buffalo	W	L	T	Pct.	Philadelphia	W	L	T	Pct.
New England	11	5	0	.688	Dallas †	12	4	0	.750
Miami	10	6	0	.625	Washington	6	10	0	.375
Baltimore	8	8	0	.500	St. Louis	5	11	0	.313
N.Y. Jets	7	9	0	.438	N.Y. Giants	4	12	0	.250
	4	12	0	.250					

AFC Championship: Oakland 34, San Diego 27

NFC Championship: Philadelphia 20, Dallas 7

Super Bowl XV: Oakland 27, Philadelphia 10

## TEAM STATISTICS

	CHIEFS	OPP.
TOTAL FIRST DOWNS	270	328
Rushing/Passing/Penalty	130/122/18	136/179/13
3rd Down: Made/Att.	93/230	109/231
3rd Down Pct.	40.4	47.2
TOTAL NET YARDS	4321	5315
Avg. Per Game	270.1	332.2
Total Plays	1009	1096
Avg. Per Play	4.2	4.9
NET YARDS RUSHING	1873	2206
Avg. Per Game	117.1	137.9
Total Rushes	552	536
Avg. Per Play	3.4	4.1
NET YARDS PASSING	2448	3109
Avg. Per Game	153.0	194.3
Sacked/Yards Lost	57/241	37/284
Gross Yards	2869	3394
Attempts/Completions	401/237	523/278
Pct. of Completions	59.1	53.2
Had Intercepted	14	28
PUNTS/AVERAGE	85/39.0	67/41.6
Net Punting Avg.	33.7	31.4
PUNT RETURNS/YARDS	40/581	44/288
KICKOFF RETURNS/YARDS	62/1249	61/1253
PENALTIES/YARDS	74/698	82/617
FUMBLES/LOST	42/16	26/15
TOUCHDOWNS	37	42
Rushing/Passing	15/15	17/25
Defensive/Kicking Game	5/2	0/0
SAFETIES	0	0

SCORE BY PERIODS	1	2	3	4	OT	Total
CHIEFS TOTAL	58	105	75	81	0	319
Opp. Total	62	109	80	85	0	336

## INDIVIDUAL STATISTICS

PASSING							
	Att.	Cmp.	Yds.	Pct.	TD	Int	LG
Fuller	320	193	2250	60.3	10	12	77
Kenney	69	37	542	53.6	5	2	75
Clements	12	7	77	58.3	0	0	18
CHIEFS TOTAL	401	237	2869	59.1	15	14	77
Opp. Total	523	278	3394	53.2	25	28	62
PASS RECEIVING							
	No.	Yds.	Avg.	LG	TD		
Marshall	47	799	17.0	75	6		
J.T. Smith	46	655	14.2	77	2		
Reed	44	422	9.6	34	1		
McKnight	38	320	8.4	26	0		
Hadnot	15	97	6.5	18	0		
Gant	9	68	7.6	33	0		
Samuels	8	110	13.8	34	2		
Dixon	7	115	16.4	32	1		
Belton	5	94	18.8	55	0		
Morgado	5	27	5.4	10	1		
Rome	3	58	19.3	33	0		
Garcia	3	27	9.0	10	1		
Williams	2	9	4.5	6	1		
CHIEFS TOTAL	237	2869	12.1	77	15		
Opp. Total	278	3394	12.2	63	25		
RUSHING							
	No.	Yds.	Avg.	LG	TD		
McKnight	206	693	3.4	25	3		
Fuller	60	274	4.5	38	4		
Belton	68	273	4.0	14	2		
Hadnot	76	244	3.2	11	2		
Reed	68	180	2.6	24	0		
Morgado	47	120	2.6	11	4		
Carson	2	41	20.5	37	0		
Gant	9	32	3.6	11	0		
Marshall	3	22	7.3	9	0		
Kenney	8	8	1.0	4	0		
Clements	2	0	0.0	0	0		
Grupp	3	-14	-4.7	-4	0		
CHIEFS TOTAL	552	1873	3.4	38	15		
Opp. Total	536	2201	4.1	57	17		

## TEAM LEADERS

Scoring: Nick Lowery	97 pts: 37 PATs, 20 FGs
INTs: Gary Barbaro	10-163 yds., 0 TDs
Tackles: Gary Spani	149 (96 solo)
Sacks: Art Still	14.5 (-115.0 yds.)
Punting: Bob Grupp	84-3317 yds., 39.5 avg., 23 in 20, 57 LG
Punt Returns: J.T. Smith	40-581 yds., 14.5 avg., 2 TDs
Kickoff Returns: Carlos Carson	40-917 yds., 22.9 avg., 0 TDs

1979

## KANSAS CITY CHIEFS



7-9 • 5th AFC West • Marv Levy

## Preseason (3-1)

8/4	L	10-14	at Green Bay	53,994
8/9	W	24-21	PHILADELPHIA	33,578
8/18	W	20-3	ST. LOUIS	43,214
8/23	W	25-0	at Minnesota	39,578

## Regular Season (7-9)

9/2	W	14-0	BALTIMORE	50,442
9/9	L	24-27	CLEVELAND	42,181
9/16	L	6-20	at Houston	45,684
9/23	W	35-7	OAKLAND	67,281
9/30	W	24-6	at Seattle	61,169
10/7	W	10-7	at Cincinnati	40,041
10/14	L	10-24	DENVER	74,292
10/21	L	17-21	N.Y. GIANTS	45,742
10/28	L	3-20	at Denver	74,908
11/4	L	14-20	SAN DIEGO	59,353
11/11	L	3-30	PITTSBURGH	70,132
11/18	W	24-21	at Oakland	53,596
11/25	L	7-28	at San Diego	50,078
12/2	W	37-21	SEATTLE	42,160
12/9	W	10-7	at Baltimore	25,684
12/16	L	0-3	at Tampa Bay	63,624

## REGULAR STARTERS

OFFENSE		DEFENSE	
WR	Henry Marshall	LE	Art Still
LT	Charlie Getty	NT	Don Parrish
LG	Bob Simmons	RE	Sylvester Hicks
C	Jack Rudnay	LOLB	Whitney Paul
RG	Tom Condon	LILB	Frank Manumaleuga
RT	Jim Nicholson	RILB	Gary Spani
TE	Walter White	ROLB	Thomas Howard
WR	J.T. Smith	LCB	Gary Green
QB	Steve Fuller	RCB	Tim Collier
TE	Tony Samuels		M.L. Carter
RB	Tony Reed	SS	Jerry Reese
RB	Ted McKnight		Herb Christopher
K	Jan Stenerud	FS	Gary Barbaro
		P	Bob Grupp

PRO BOWLERS IN BOLD

AMERICAN CONFERENCE					NATIONAL CONFERENCE				
Western Division					Western Division				
	W	L	T	Pct.		W	L	T	Pct.
San Diego	12	4	0	.750	Los Angeles	9	7	0	.563
Denver †	10	6	0	.625	New Orleans	8	8	0	.500
Seattle	9	7	0	.563	Atlanta	6	10	0	.375
Oakland	9	7	0	.563	San Francisco	2	14	0	.125
Kansas City	7	9	0	.438					
Central Division					Central Division				
	W	L	T	Pct.		W	L	T	Pct.
Pittsburgh	12	4	0	.750	Tampa Bay	10	6	0	.625
Houston †	11	5	0	.688	Chicago †	10	6	0	.625
Cleveland	9	7	0	.563	Minnesota	7	9	0	.438
Cincinnati	4	12	0	.250	Green Bay	5	11	0	.313
					Detroit	2	14	0	.125
Eastern Division					Eastern Division				
	W	L	T	Pct.		W	L	T	Pct.
Miami	10	6	0	.625	Dallas	11	5	0	.688
New England	9	7	0	.563	Philadelphia †	11	5	0	.688
N.Y. Jets	8	8	0	.500	Washington	10	6	0	.625
Buffalo	7	9	0	.438	N.Y. Giants	6	10	0	.375
Baltimore	5	11	0	.313	St. Louis	5	11	0	.313
AFC Championship: Pittsburgh 27, Houston 13									
NFC Championship: L.A. Rams 9, Tampa Bay 0									
Super Bowl XIV: Pittsburgh 31, Los Angeles 19									

## TEAM STATISTICS

	CHIEFS	OPP.
TOTAL FIRST DOWNS	241	297
Rushing/Passing/Penalty	122/91/28	102/169/26
3rd Down: Made/Att.	76/235	108/259
3rd Down Pct.	32.3	41.7
TOTAL NET YARDS	3976	4971
Avg. Per Game	248.5	310.7
Total Plays	972	1088
Avg. Per Play	4.1	4.6
NET YARDS RUSHING	2316	1847
Avg. Per Game	144.8	115.4
Total Rushes	569	522
Avg. Per Play	4.1	3.5
NET YARDS PASSING	1660	3124
Avg. Per Game	103.8	195.3
Sacked/Yards Lost	42/293	38/280
Gross Yards	1953	3404
Attempts/Completions	361/190	528/296
Pct. of Completions	52.6	56.1
Had Intercepted	18	23
PUNTS/AVERAGE	90/43.1	88/38.8
Net Punting Avg.	37.2	30.5
PUNT RETURNS/YARDS	58/612	49/315
KICKOFF RETURNS/YARDS	51/1006	51/1017
PENALTIES/YARDS	108/971	127/1012
FUMBLES/LOST	31/18	34/14
TOUCHDOWNS	29	32
Rushing/Passing	18/7	8/22
Returns: Off./Def./Kicking Game*	1/1/2	0/2/0
SAFETIES	0	0

SCORE BY PERIODS	1	2	3	4	OT	Total
CHIEFS TOTAL	52	53	40	93	0	238
Opp. Total	64	55	64	79	0	262

## INDIVIDUAL STATISTICS

PASSING									
	Att.	Cmp.	Yds.	Pct.	TD	Int	LG	Rating	
Fuller	270	146	1484	54.1	6	14	40	55.8	
Livingston	90	44	469	48.9	1	4	38	49.9	
Grupp	1	0	0	0.0	0	0	0	39.6	
CHIEFS TOTAL	361	190	1953	52.6	7	18	40	54.0	
Opp. Total	528	296	3404	56.1	22	23	56	71.4	
PASS RECEIVING									
	No.	Yds.	Avg.	LG	TD				
McKnight	38	226	6.0	24	0				
Reed	34	352	10.4	40	0				
J.T. Smith	33	444	13.5	34	3				
Marshall	21	332	15.8	38	1				
Williams	16	129	8.1	25	2				
Gant	15	101	6.7	26	0				
Samuels	14	147	10.5	30	0				
Morgado	5	55	11.0	22	0				
Gauntly	5	87	17.4	23	1				
Belton	4	44	11.0	23	0				
White	3	15	5.0	12	0				
Beckman	2	21	10.5	12	0				
CHIEFS TOTAL	190	1953	10.3	40	7				
Opp. Total	296	3404	11.5	56	22				

RUSHING									
	No.	Yds.	Avg.	LG	TD				
McKnight	153	755	4.9	84	8				
Reed	113	446	4.0	23	1				
Fuller	50	264	5.3	49	1				
Williams	69	261	3.8	22	1				
Morgado	75	231	3.1	19	4				
Gant	56	196	3.5	16	1				
Belton	44	134	3.0	19	1				
Marshall	2	34	17.0	23	1				
Livingston	3	2	0.7	5	0				
Haslip	2	1	0.5	1	0				
Manumaleuga	1	-3	-3.0	-3	0				
Rome	1	-5	-5.0	5	0				
CHIEFS TOTAL	569	2316	4.1	84	18				
Opp. Total	522	1847	3.5	41	8				

## TEAM LEADERS

Scoring: Jan Stenerud	64 pts: 23 PATs, 12 FGs
INTs: Gary Barbaro	7-142 yds., 1 TD
Tackles: Gary Spani	157 (115 solo)
Sacks: Art Still	8.5 (-63.5 yds.)
Punting: Bob Grupp	89-3883 yds., 43.6 avg., 23 In 20, 74 LG
Punt Returns: J.T. Smith	58-612 yds., 10.6 avg., 2 TDs
Kickoff Returns: Horace Belton	22-463 yds., 21.0 avg., 0 TDs



1978

## KANSAS CITY CHIEFS



4-12 • 5th AFC West • Marv Levy

## Preseason (2-2)

8/5	W	17-14	at Green Bay	54,453
8/12	W	17-13	MINNESOTA	41,092
8/20	L	7-24	at New England	39,043
8/26	L	7-12	ST. LOUIS	40,884

## Regular Season (4-12)

9/3	W	24-23	at Cincinnati	41,810
9/10	L	17-20	HOUSTON	40,213
9/17	L	10-26	at N.Y. Giants	70,546
9/24	L	17-23 OT	DENVER	60,593
10/1	L	13-28	at Buffalo	47,310
10/8	L	13-30	TAMPA BAY	38,201
10/15	L	6-28	at Oakland	50,759
10/22	W	17-3	CLEVELAND	41,157
10/29	L	24-27	at Pittsburgh	48,185
11/5	L	10-20	OAKLAND	75,418
11/12	L	23-29 OT	at San Diego	41,393
11/19	L	10-13	SEATTLE	35,252
11/26	W	23-0	SAN DIEGO	26,248
12/3	W	14-10	BUFFALO	25,781
12/10	L	3-24	at Denver	74,149
12/17	L	19-23	at Seattle	58,490

## REGULAR STARTERS

OFFENSE		DEFENSE	
WR	Henry Marshall	LE	Art Still
LT	Matt Herkenhoff	NT	Don Parrish
LG	Bob Simmons	RE	Sylvester Hicks
C	Jack Rudnay	LOLB	Whitney Paul
RG	Tom Condon	LILB	Dave Rozumek
RT	Charlie Getty	RILB	Gary Spani
TE	Walter White	ROLB	Thomas Howard
QB	Mike Livingston	LCB	Gary Green
LHB	Tony Reed	RCB	Emmitt Thomas
FB	Mark Bailey		Tim Collier
	Arnold Morgado	SS	Tim Gray
RHB	Ted McKnight	FS	Gary Barbaro
K	Jan Stenerud	P	Zenon Andrusyshyn

## PRO BOWLERS IN BOLD



## Western Division

	W	L	T	Pct.
Denver	10	6	0	.625
Oakland	9	7	0	.563
Seattle	9	7	0	.563
San Diego	9	7	0	.563
Kansas City	4	12	0	.250

## Central Division

	W	L	T	Pct.
Pittsburgh	14	2	0	.875
Houston †	10	6	0	.625
Cleveland	8	8	0	.500
Cincinnati	4	12	0	.250

## Eastern Division

	W	L	T	Pct.
New England	11	5	0	.688
Miami †	11	5	0	.688
N.Y. Jets	8	8	0	.500
Buffalo	5	11	0	.313
Baltimore	5	11	0	.313



## Western Division

	W	L	T	Pct.
Los Angeles	12	4	0	.750
Atlanta †	9	7	0	.563
New Orleans	7	9	0	.563
San Francisco	2	14	0	.125

## Central Division

	W	L	T	Pct.
Minnesota	8	7	1	.531
Green Bay	8	7	1	.531
Detroit	7	9	0	.438
Chicago	7	9	0	.438
Tampa Bay	5	11	0	.313

## Eastern Division

	W	L	T	Pct.
Dallas	12	4	0	.750
Philadelphia †	9	7	0	.563
Washington	8	8	0	.500
St. Louis	6	10	0	.375
N.Y. Giants	6	10	0	.375

AFC Championship: Pittsburgh 34, Houston 5

NFC Championship: Dallas 28, L.A. Rams 0

Super Bowl XIII: Pittsburgh 35, Dallas 31

## TEAM STATISTICS

	CHIEFS	OPP.
TOTAL FIRST DOWNS	287	284
Rushing/Passing/Penalty	160/98/29	138/122/24
3rd Down: Made/Att.	102/247	98/225
3rd Down Pct.	41.3	43.6
TOTAL NET YARDS	4820	4971
Avg. Per Game	301.3	310.7
Total Plays	1054	995
Avg. Per Play	4.6	5.0
NET YARDS RUSHING	2386	2389
Avg. Per Game	213.3	149.3
Total Rushes	663	601
Avg. Per Play	4.5	4.0
NET YARDS PASSING	1834	2582
Avg. Per Game	114.6	161.4
Sacked/Yards Lost	21/198	29/238
Gross Yards	2032	2820
Attempts/Completions	370/204	365/219
Pct. of Completions	55.1	60.0
Had Intercepted	16	21
PUNTS/AVERAGE	80/40.6	76/39.9
Net Punting Avg.	32.1	30.9
PUNT RETURNS/YARDS	45/488	50/538
KICKOFF RETURNS/YARDS	61/1456	54/1087
PENALTIES/YARDS	110/1048	100/938
FUMBLES/LOST	32/18	30/14
TOUCHDOWNS	26	42
Rushing/Passing	19/7	21/17
Defensive/Kicking Game	0/0	2/2
SAFETIES	1	0

SCORE BY PERIODS	1	2	3	4	OT	Total
CHIEFS TOTAL	42	70	62	69	0	243
Opp. Total	64	113	47	91	12	327

## INDIVIDUAL STATISTICS

	PASSING						
	Att.	Cmp.	Yds.	Pct.	TD	Int.	LG
Livingston	290	159	1573	54.8	5	13	44
Adams	79	44	415	55.7	2	3	26
White	1	1	44	100.0	0	0	44
CHIEFS TOTAL	370	204	2032	55.1	7	16	44
Opp. Total	365	219	2820	60.0	17	21	57

	PASS RECEIVING				
	No.	Yds.	Avg.	LG	TD
Reed	48	483	10.1	44	1
White	42	340	8.1	24	1
Lane	36	279	7.8	44	0
H. Marshall	26	433	16.7	40	2
McKnight	14	83	5.9	19	1
Belton	11	88	8.0	22	0
Dorsey	9	169	18.8	33	2
Morgado	7	47	6.7	15	0
Samuels	6	97	16.2	38	0
Bailey	5	13	2.6	15	0
CHIEFS TOTAL	204	2032	9.7	44	7
Opp. Total	219	2820	12.9	57	17

	RUSHING				
	No.	Yds.	Avg.	LG	TD
Reed	206	1053	5.1	62	6
McKnight	104	627	6.0	41	5
Morgado	160	593	3.7	18	7
Bailey	83	298	3.6	17	0
Lane	52	277	5.3	30	0
Belton	24	79	3.3	8	0
Livingston	23	49	2.1	18	1
Adams	9	15	1.7	6	0
Andrusyshyn	1	0	0.0	0	0
Marshall	1	-5	-5.0	-5	0
CHIEFS TOTAL	663	2986	4.5	62	19
Opp. Total	601	2389	4.0	55	21

## TEAM LEADERS

Scoring: Jan Stenerud	85 pts: 25 PATs, 20 FGs
INTs: Tim Gray	6-118 yds., 0 TDs
Tackles: Gary Spani	144 (102 solo)
Sacks: Art Still	6.5 (-59.0 yds.)
Punting: Zenon Andrusyshyn	79-3247 yds., 41.1 avg., 18 in 20, 61 LG
Punt Returns: Eddie Payton	32-364 yds., 11.4 avg., 2 TDs
Kickoff Returns: Eddie Payton	30-775 yds., 25.8 avg., 0 TDs

1977

## KANSAS CITY CHIEFS



2-12 • 5th AFC West • Paul Wiggin (1-6), Tom Bettis (1-6)\*

## Preseason (3-3)

8/6	L	0-17	at Detroit	52,309
8/13	W	23-21	PITTSBURGH	28,584
8/18	L	7-13	at Washington	33,263
8/27	W	27-19	L.A. RAMS	34,975
9/5	L	16-24	ATLANTA	22,748
9/10	W	37-20	ST. LOUIS	35,954

## Regular Season (2-12)

9/18	L	17-21	at New England	58,185
9/25	L	7-23	SAN DIEGO	56,146
10/3	L	28-37	OAKLAND (Mon) (N)	60,684
10/9	L	7-23	at Denver	74,878
10/16	L	6-17	BALTIMORE	63,076
10/23	W	21-16	at San Diego	33,010
10/30	L	7-44	at Cleveland	60,631
11/6	W	20-10	GREEN BAY	62,687
11/13	L	27-28	at Chicago	49,543
11/20	L	7-14	DENVER	54,050
11/27	L	20-34	at Houston	42,934
12/4	L	7-27	CINCINNATI	38,488
12/11	L	31-34	SEATTLE	22,262
12/18	L	20-21	at Oakland	50,304

\*Bettis replaced Wiggin after seven games

## REGULAR STARTERS

OFFENSE		DEFENSE	
WR	Henry Marshall	LE	Whitney Paul
LT	Matt Herkenhoff	LT	Willie Lee
LG	Bob Simmons	RT	Keith Simons
C	Jack Rudnay	RE	Wilbur Young
RG	Tom Condon	LLB	Billy Andrews
RT	Jim Nicholson	MLB	Willie Lanier
TE	Walter White	RLB	Jim Lynch
WR	Larry Williams	LCB	Gary Green
	Larry Brunson	RCB	Emmitt Thomas
QB	Mike Livingston	SS	Tim Gray
RB	Tony Reed	FS	Gary Barbaro
	Ed Podolak	P	Jerrel Wilson
RB	Mark Bailey		
	John Brockington		
K	Jan Stenerud		

PRO BOWLERS IN BOLD

AMERICAN CONFERENCE					NATIONAL CONFERENCE				
Western Division					Western Division				
Denver	W	L	T	Pct.	Los Angeles	W	L	T	Pct.
12	2	0	.857		10	4	0	.714	
Oakland †	11	3	0	.786	Atlanta	7	7	0	.500
San Diego	7	7	0	.500	San Francisco	5	9	0	.357
Seattle	5	9	0	.357	New Orleans	3	11	0	.314
Kansas City	2	12	0	.143					
Central Division					Central Division				
Pittsburgh	9	5	0	.643	Minnesota	9	5	0	.643
Houston	8	6	0	.571	Chicago †	9	5	0	.643
Cincinnati	8	6	0	.571	Detroit	6	8	0	.429
Cleveland	6	8	0	.429	Green Bay	4	10	0	.286
					Tampa Bay	2	12	0	.143
Eastern Division					Eastern Division				
Baltimore	10	4	0	.714	Dallas	12	2	0	.857
Miami	10	4	0	.714	Washington	9	5	0	.643
New England	9	5	0	.643	St. Louis	7	7	0	.500
N.Y. Jets	3	11	0	.214	Philadelphia	5	9	0	.357
Buffalo	3	11	0	.214	N.Y. Giants	5	9	0	.357
AFC Championship: Denver 20, Oakland 17									
NFC Championship: Dallas 23, Minnesota 6									
Super Bowl XII: Dallas 27, Denver 10									

## TEAM STATISTICS

	CHIEFS	OPP.
TOTAL FIRST DOWNS	228	304
Rushing/Passing/Penalty	95/110/23	169/113/22
3rd Down: Made/Att.	64/196	83/202
3rd Down Pct.	32.7	41.1
TOTAL NET YARDS	3936	4993
Avg. Per Game	281.1	356.7
Total Plays	878	992
Avg. Per Play	4.5	5.0
NET YARDS RUSHING	1843	2971
Avg. Per Game	131.6	211.8
Total Rushes	456	634
Avg. Per Play	4.0	4.7
NET YARDS PASSING	2093	2022
Avg. Per Game	149.5	144.4
Sacked/Yards Lost	48/421	25/222
Gross Yards	2514	2244
Attempts/Completions	374/190	333/175
Pct. of Completions	50.8	52.6
Had Intercepted	26	21
PUNTS/AVERAGE	89/39.4	63/41.0
Net Punting Avg.	30.8	35.7
PUNT RETURNS/YARDS	36/236	50/702
KICKOFF RETURNS/YARDS	63/1294	44/958
PENALTIES/YARDS	82/706	105/930
FUMBLES/LOST	32/21	39/23
TOUCHDOWNS	29	42
Rushing/Passing	13/11	23/15
Defensive/Kicking Game	5/10	3/1
SAFETIES	0	0

SCORE BY PERIODS	1	2	3	4	OT	Total
CHIEFS TOTAL	73	50	23	79	0	225
Opp. Total	92	99	79	79	0	349

## INDIVIDUAL STATISTICS

PASSING									
	Att.	Cmp.	Yds.	Pct.	TD	Int.	LG	Rating	
Livingston	282	143	1823	50.7	9	15	49	59.8	
Adams	92	47	691	51.1	2	11	63	43.7	
CHIEFS TOTAL	374	190	2514	50.8	11	26	63	52.9	
Opp. Total	333	175	2244	52.6	15	21	48	62.8	
PASS RECEIVING									
	No.	Yds.	Avg.	LG	TD				
White	48	674	14.0	48t	5				
Podolak	32	313	9.8	23	0				
Marshall	20	445	19.3	49	4				
Brunson	20	295	14.8	63	0				
Brockington	19	222	11.7	48	1				
Bailey	17	206	12.1	47t	1				
Reed	12	125	10.4	20	0				
Williams	7	94	13.4	27	0				
Samuels	5	65	13.0	32	0				
Lane	3	40	13.3	21	0				
Morgado	2	21	10.5	12	0				
McKnight	1	11	11.0	11	0				
Beckman	1	3	3.0	3	0				
CHIEFS TOTAL	190	2514	13.2	63	11				
Opp. Total	175	2244	12.8	48	15				
RUSHING									
	No.	Yds.	Avg.	LG	TD				
Podolak	133	550	4.1	41	5				
Reed	126	505	4.0	59	5				
Bailey	66	266	4.0	37t	2				
Brockington	54	161	3.0	12	2				
Lane	25	79	3.2	9	1				
Livingston	19	78	4.1	13	1				
McKnight	11	74	6.7	19	1				
Burks	1	51	51.0	51	0				
Williams	2	30	15.0	17	0				
Adams	5	21	4.2	8	1				
Morgado	3	12	4.0	9	0				
Marshall	7	11	1.6	5	0				
Brunson	2	8	4.0	11	0				
White	2	-3	-0.7	3	0				
CHIEFS TOTAL	456	1843	4.0	59	13				
Opp. Total	634	2971	4.7	78t	23				

## TEAM LEADERS

Scoring: Jan Stenerud	51 pts: 27 PATs, 8 FGs
INTs: Gary Barbaro	8-165 yds., 1 TD
Tackles: Willie Lanier	132 (88 solo)
Sacks: Wilbur Young	5.5 (-51.5 yds.)
Punting: Jerrel Wilson	88-3510 yds., 39.9 avg., 11 In 20, 59 LG
Punt Returns: Gary Green	14-115 yds., 8.2 avg., 0 TDs
Kickoff Returns: Ted McKnight	12-305 yds., 25.4 avg., 0 TDs

1976

## KANSAS CITY CHIEFS



5-9 • 4th AFC West • Paul Wiggin

## Preseason (2-4)

8/2	W	9-3 OT	HOUSTON	30,006
8/7	L	10-13	MINNESOTA	32,851
8/15	L	13-21	at San Francisco	36,101
8/21	W	23-20	WASHINGTON	30,014
8/28	L	21-23	DETROIT	27,410
9/3	L	14-31	at St. Louis	42,997

## Regular Season (5-9)

9/12	L	16-30	SAN DIEGO	53,133
9/20	L	21-24	OAKLAND (Mon) (N)	60,884
9/26	L	17-27	NEW ORLEANS	53,918
10/3	L	17-50	at Buffalo	51,909
10/10	W	33-30	at Washington	53,060
10/17	W	20-17 OT	at Miami	43,325
10/24	L	26-35	DENVER	57,961
10/31	W	28-19	at Tampa Bay	41,779
11/7	L	0-45	PITTSBURGH	71,516
11/14	L	10-21	at Oakland	48,859
11/21	L	24-27	CINCINNATI	56,015
11/28	W	23-20	at San Diego	29,272
12/5	L	16-17	at Denver	58,170
12/12	W	39-14	CLEVELAND	34,340

## REGULAR STARTERS

## OFFENSE

WR	Henry Marshall
LT	Matt Herkenhoff
LG	Charlie Getty
C	Jack Rudnay
RG	Tom Condon
RT	Jim Nicholson
TE	Billy Masters
WR	Larry Brunson
QB	Mike Livingston
RB	Woody Green
	Ed Podolak
	Tommy Reamon
RB	MacArthur Lane
K	Jan Stenerud

## DEFENSE

LE	Whitney Paul
LT	James Wolf
RT	Keith Simons
RE	Wilbur Young
LLB	Billy Andrews
MLB	Willie Lanier
RLB	Jim Lynch
LCB	Kerry Reardon
RCB	Emmitt Thomas
LS	Tim Gray
RS	Gary Barbaro
P	Jerrel Wilson

## PRO BOWLERS IN BOLD



## AMERICAN CONFERENCE

## Western Division

	W	L	T	Pct.
Oakland	13	1	0	.929
Denver	9	5	0	.643
San Diego	6	8	0	.429
Kansas City	5	9	0	.357
Tampa Bay	0	14	0	.000

## Central Division

	W	L	T	Pct.
Pittsburgh	10	4	0	.714
Cincinnati	10	4	0	.714
Cleveland	9	5	0	.643
Houston	5	9	0	.357

## Eastern Division

	W	L	T	Pct.
Baltimore	11	3	0	.786
New England	11	3	0	.786
Miami	6	8	0	.429
N.Y. Jets	3	11	0	.214
Buffalo	2	12	0	.143



## NATIONAL CONFERENCE

## Western Division

	W	L	T	Pct.
Los Angeles	10	3	1	.750
San Francisco	8	6	0	.571
Atlanta	4	10	0	.286
New Orleans	4	10	0	.286
Seattle	2	12	0	.143

## Central Division

	W	L	T	Pct.
Minnesota	11	2	1	.821
Chicago	7	7	0	.500
Detroit	6	8	0	.429
Green Bay	5	9	0	.357

## Eastern Division

	W	L	T	Pct.
Dallas	11	3	0	.786
Washington	10	4	0	.714
St. Louis	10	4	0	.714
Philadelphia	4	10	0	.286
N.Y. Giants	3	11	0	.214

**AFC Championship:** Oakland 24, Pittsburgh 7  
**NFC Championship:** Minnesota 24, L.A. Rams 13  
**Super Bowl XI:** Oakland 32, Minnesota 14

## TEAM STATISTICS

	CHIEFS	OPP.
TOTAL FIRST DOWNS	275	309
Rushing/Passing/Penalty	104/151/20	161/133/15
3rd Down: Made/Att.	79/210	78/184
3rd Down Pct.	37.6	42.4
TOTAL NET YARDS	4804	5359
Avg. Per Game	343.1	392.8
Total Plays	959	899
Avg. Per Play	5.0	6.0
NET YARDS RUSHING	1873	2861
Avg. Per Game	133.8	204.4
Total Rushes	498	555
Avg. Per Play	3.8	5.2
NET YARDS PASSING	2929	2496
Avg. Per Game	209.2	178.3
Sacked/Yards Lost	42/374	22/188
Gross Yards	3303	2684
Attempts/Completions	419/229	375/215
Pct. of Completions	54.6	57.3
Had Intercepted	17	23
PUNTS/AVERAGE	67/41.7	63/39.7
Net Punting Avg.	33.7	30.3
PUNT RETURNS/YARDS	34/429	39/375
KICKOFF RETURNS/YARDS	64/1538	55/1263
PENALTIES/YARDS	97/789	88/762
FUMBLES/LOST	31/16	35/20
TOUCHDOWNS	33	51
Rushing/Passing	18/15	24/25
Defensive/Kicking Game	0/0	1/1
SAFETIES	1	0

SCORE BY PERIODS	1	2	3	4	OT	Total
CHIEFS TOTAL	49	95	71	72	3	290
Opp. Total	95	71	83	127	0	376

## INDIVIDUAL STATISTICS

	Att.	Cmp.	Yds.	Pct.	TD	Int.	LG	Rating
Livingston	338	189	2682	55.9	12	13	57	77.9
Adams	71	36	575	50.7	3	4	49	68.8
Nott	10	4	46	40.0	0	0	23	54.6
Lane	0	0	0	0.0	0	0	0	0.0
CHIEFS TOTAL	419	229	3303	54.6	15	17	57	75.4
Opp. Total	375	215	2684	57.3	25	23	—	76.6

## PASS RECEIVING

	No.	Yds.	Avg.	LG	TD
Lane	66	686	10.4	44	1
White	47	808	17.2	41	7
Brunson	33	656	19.9	57	1
Marshall	28	443	15.8	31t	2
Masters	18	269	14.9	30	3
Podolak	13	156	12.0	23	0
Reamon	10	136	13.6	49t	1
Green	9	100	11.1	31	0
McNeil	2	33	16.5	18	0
Harrison	1	12	12.0	12	0
Williams	1	9	9.0	9	0
Getty	1	-5	-5.0	0	0
CHIEFS TOTAL	229	3303	14.4	57	15
Opp. Total	215	2684	12.5	57	25

## RUSHING

	No.	Yds.	Avg.	LG	TD
Lane	162	542	3.3	20	5
Podolak	88	371	4.2	22t	5
Green	73	322	4.4	27	1
Reamon	103	314	3.1	14	4
Marshall	5	101	20.2	59t	1
Livingston	31	89	2.9	19	2
Adams	5	46	9.2	21	0
Harrison	16	41	2.6	7	0
McNeil	8	26	3.3	7	0
White	2	15	7.5	8	0
Kinney	1	7	7.0	7	0
Brunson	3	-1	-0.3	5	0
Stenerud	1	0	0.0	0	0
CHIEFS TOTAL	498	1873	3.8	59t	18
Opp. Total	555	2861	5.2	77t	24

## TEAM LEADERS

**Scoring:** Jan Stenerud 90 pts: 21 PATs, 27 FGs  
**INTs:** Kerry Reardon 5-26 yds., 0 TDs  
**Sacks:** Lawrence Estes 5.0 (-52.0 yds.)  
**Punting:** Jerrel Wilson 65-2729 yds., 42.0 avg., 14 In 20, 62 LG  
**Punt Returns:** Larry Brunson 31-387 yds., 12.5 avg., 0 TDs  
**Kickoff Returns:** Lawrence Williams 25-688 yds., 27.6 avg., 0 TDs

1975

## KANSAS CITY CHIEFS



5-9 • 3rd AFC West • Paul Wiggins

## Preseason (3-3)

8/9	L	3-10	ST. LOUIS	40,081
8/18	W	26-20	DALLAS	35,630
8/23	L	24-27	at Detroit	62,094
8/30	L	6-14	L.A. RAMS	36,814
9/6	W	13-3	GREEN BAY	35,543
9/12	W	9-7	at Buffalo	48,691

## Regular Season (5-9)

9/21	L	33-37	at Denver	51,858
9/28	L	24-30	N.Y. JETS	74,169
10/5	L	3-20	SAN FRANCISCO	58,386
10/12	W	42-10	OAKLAND	60,425
10/19	W	12-10	at San Diego	26,657
10/26	W	26-13	DENVER	70,043
11/2	L	13-17	HOUSTON	62,989
11/10	W	34-31	at Dallas (Mon) (N)	63,539
11/16	L	3-28	at Pittsburgh	48,803
11/23	W	24-21 OT	DETROIT	55,161
11/30	L	14-28	at Baltimore	42,122
12/7	L	20-28	SAN DIEGO	46,888
12/14	L	14-20	at Cleveland	44,368
12/21	L	20-28	at Oakland	48,604

## REGULAR STARTERS

OFFENSE		DEFENSE	
WR	Barry Pearson	LE	John Matuszak
LT	Charlie Getty	LT	Marvin Upshaw
LG	Rocky Rasley	RT	Buck Buchanan
C	<b>Jack Rudnay</b>	RE	Wilbur Young
RG	Tom Condon	LLB	Bill Peterson
RT	Jim Nicholson	MLB	<b>Willie Lanier</b>
TE	Billy Masters	RLB	Jim Lynch
WR	Larry Brunson	LCB	Kerry Reardon
QB	Mike Livingston	RCB	<b>Emmitt Thomas</b>
	Len Dawson	LS	Jim Kearney
RB	Woody Green	RS	Mike Sensibaugh
RB	MacArthur Lane	P	Jerrel Wilson
	Jeff Kinney		
K	<b>Jan Stenerud</b>		

PRO BOWLERS IN BOLD

AMERICAN CONFERENCE					NATIONAL CONFERENCE				
Western Division					Western Division				
	W	L	T	Pct.		W	L	T	Pct.
Oakland	11	3	0	.786	Los Angeles	12	2	0	.857
Denver	6	8	0	.429	San Francisco	5	9	0	.357
Kansas City	5	9	0	.357	Atlanta	4	10	0	.286
San Diego	2	12	0	.143	New Orleans	2	12	0	.143
Central Division					Central Division				
	W	L	T	Pct.		W	L	T	Pct.
Pittsburgh	12	2	0	.857	Minnesota	12	2	0	.857
Cincinnati †	11	3	0	.786	Detroit	7	7	0	.500
Houston	10	4	0	.714	Chicago	4	10	0	.286
Cleveland	3	11	0	.214	Green Bay	4	10	0	.286
Eastern Division					Eastern Division				
	W	L	T	Pct.		W	L	T	Pct.
Baltimore	10	4	0	.714	St. Louis	11	3	0	.78
Miami	10	4	0	.714	Dallas †	10	4	0	.714
Buffalo	8	6	0	.571	Washington	8	6	0	.571
New England	3	11	0	.241	N.Y. Giants	5	9	0	.357
N.Y. Jets	3	11	0	.214	Philadelphia	4	10	0	.286
AFC Championship: Pittsburgh 16, Oakland 10									
NFC Championship: Dallas 37, L.A. Rams 7									
Super Bowl X: Pittsburgh 21, Dallas 17									

## TEAM STATISTICS

	CHIEFS	OPP.
TOTAL FIRST DOWNS	261	289
Rushing/Passing/Penalty	110/128/23	149/121/19
3rd Down: Made/Att.	83/215	83/190
3rd Down Pct.	38.6	43.7
TOTAL NET YARDS	4207	5224
Avg. Per Game	300.5	373.1
Total Plays	933	915
Avg. Per Play	4.5	5.7
NET YARDS RUSHING	1847	2712
Avg. Per Game	131.9	193.7
Total Rushes	488	562
Avg. Per Play	3.8	4.8
NET YARDS PASSING	2360	2512
Avg. Per Game	168.6	179.4
Sacked/Yards Lost	53/425	28/179
Gross Yards	2785	2520
Attempts/Completions	395/217	325/186
Pct. of Completions	54.9	57.2
Had Intercepted	16	20
PUNTS/AVERAGE	72/39.3	61/40.6
PUNT RETURNS/YARDS	37/303	36/503
KICKOFF RETURNS/YARDS	61/1342	59/1334
PENALTIES/YARDS	82/668	98/929
FUMBLES/LOST	38/18	40/22
TOUCHDOWNS	31	44
Rushing/Passing	14/15	24/18
Returns: Off./Def./Kicking Game*	1/1/0	1/1/0
SAFETIES	0	2

SCORE BY PERIODS	1	2	3	4	OT	Total
CHIEFS TOTAL	64	86	47	82	3	282
Opp. Total	48	93	98	102	0	341

## INDIVIDUAL STATISTICS

PASSING									
	Att.	Cmp.	Yds.	Pct.	TD	Int	LG	Rating	
Dawson	140	93	1095	66.4	5	4	51	89.9	
Livingston	176	88	1245	50.0	8	6	69	74.1	
Adams	77	36	445	46.8	2	4	32	52.2	
White	1	0	0	0.0	0	0	0	39.6	
Podolak	1	0	0	0.0	0	1	0	0.0	
CHIEFS TOTAL	395	217	2785	54.9	15	16	69	72.8	
Opp. Total	325	186	2520	57.2	18	20	90	74.6	
PASS RECEIVING									
	No.	Yds.	Avg.	LG	TD				
Podolak	37	332	9.0	21	2				
Pearson	36	608	16.9	45	3				
Lane	25	202	8.1	32	0				
Masters	24	314	13.1	32	3				
White	23	559	24.3	69t	3				
Brunson	23	398	17.3	36	2				
Green	23	215	9.3	28	1				
Kinney	21	148	7.0	15	0				
Dressler	2	7	3.5	4	1				
Craig	1	10	10.0	10	0				
LaGrand	1	-1	-1.0	0	0				
Adams	1	-7	-7.0	0	0				
CHIEFS TOTAL	217	2785	12.8	69t	15				
Opp. Total	186	2520	13.5	90t	18				

RUSHING					
	No.	Yds.	Avg.	LG	TD
Green	167	611	3.7	42	5
Podolak	102	351	3.4	25	3
Lane	79	311	3.9	39	2
Kinney	85	304	3.6	20	2
Brunson	2	89	44.5	65	0
Livingston	13	68	5.2	28	1
Adams	8	42	5.3	16	0
LaGrand	13	38	2.9	11	1
Miller	7	20	2.9	10	0
Dressler	3	16	5.3	11	0
Dawson	5	7	1.4	9	0
White	4	-10	-2.5	0	0
CHIEFS TOTAL	488	1847	3.8	65	14
Opp. Total	562	2712	4.8	50	24

## TEAM LEADERS

Scoring: Jan Stenerud	96 pts: 30 PATs, 22 FGs
INTs: Emmitt Thomas	6-119 yds., 0 TDs
Sacks: Wilbur Young	9.5 (-73.0 yds.)
Punting: Jerrel Wilson	54-2233 yds., 41.4 avg., 64 LG
Punt Returns: Charlie Thomas	12-112 yds., 9.3 avg., 0 TDs
Kickoff Returns: Reggie Craig	10-247 yds., 24.7 avg., 0 TDs

1974

## KANSAS CITY CHIEFS



5-9 • 3rd AFC West • Hank Stram

## Preseason (3-3)

8/5	W	20-12	DETROIT	35,521
8/12	L	21-35	BUFFALO	39,248
8/17	L	16-58	at L.A. Rams	48,828
8/24	W	26-7	SAN FRANCISCO	46,548
8/31	L	16-25	at Dallas	43,492
9/6	W	21-16	ST. LOUIS	46,067

## Regular Season (5-9)

9/15	W	24-16	N.Y. JETS	77,294
9/22	L	7-27	at Oakland	52,471
9/29	W	17-7	at Houston	28,538
10/6	L	14-17	DENVER	67,298
10/13	L	24-34	PITTSBURGH	65,517
10/20	L	3-9	at Miami	67,779
10/27	W	24-14	at San Diego	36,084
11/3	L	27-33	N.Y. GIANTS	61,437
11/10	L	7-14	SAN DIEGO	48,551
11/18	W	42-34	at Denver (Mon) (N)	50,236
11/24	L	6-33	at Cincinnati	49,777
12/1	W	17-13	at St. Louis	41,863
12/8	L	6-7	OAKLAND	60,577
12/14	L	15-35	MINNESOTA (Sat)	35,480

## REGULAR STARTERS

OFFENSE			DEFENSE		
WR	Elmo Wright		LE	Marvin Upshaw	
LT	Charlie Getty		LT	Tom Keating	
LG	Ed Budde		RT	Buck Buchanan	
C	Jack Rudnay		RE	Wilbur Young	
RG	George Daney		LLB	Bobby Bell	
RT	Jim Nicholson		MLB	Willie Lanier	
TE	Morris Stroud		RLB	Jim Lynch	
WR	Otis Taylor		LCB	Nate Allen	
QB	Mike Livingston		RCB	Emmitt Thomas	
	Len Dawson				
RB	Ed Podolak		LS	Jim Kearney	
RB	Woody Green		RS	Mike Sensibaugh	
	Wendell Hayes				
K	Jan Stenerud		P	Jerrell Wilson	

## PRO BOWLERS IN BOLD

AMERICAN CONFERENCE						NATIONAL CONFERENCE					
Western Division						Western Division					
	W	L	T	Pct.			W	L	T	Pct.	
Oakland	12	2	0	.857		Los Angeles	10	4	0	.714	
Denver	7	6	1	.536		San Francisco	6	8	0	.429	
Kansas City	5	9	0	.357		New Orleans	5	9	0	.357	
San Diego	5	9	0	.357		Atlanta	3	11	0	.214	
Central Division						Central Division					
	W	L	T	Pct.			W	L	T	Pct.	
Pittsburgh	10	3	1	.750		Minnesota	10	4	0	.714	
Cincinnati	7	7	0	.500		Detroit	7	7	0	.500	
Houston	7	7	0	.500		Green Bay	6	8	0	.429	
Cleveland	4	10	0	.286		Chicago	4	10	0	.286	
Eastern Division						Eastern Division					
	W	L	T	Pct.			W	L	T	Pct.	
Miami	11	3	0	.786		St. Louis	10	4	0	.714	
Buffalo †	9	5	0	.643		Washington †	10	4	0	.714	
New England	7	7	0	.500		Dallas	8	6	0	.571	
N.Y. Jets	7	7	0	.500		Philadelphia	7	7	0	.500	
Baltimore	2	12	0	.143		N.Y. Giants	2	12	0	.143	
AFC Championship: Pittsburgh 24, Oakland 13											
NFC Championship: Minnesota 14, L.A. Rams 10											
Super Bowl IX: Pittsburgh 16, Minnesota 6											

## TEAM STATISTICS

	CHIEFS	OPP.
TOTAL FIRST DOWNS	224	267
Rushing/Passing/Penalty	92/113/19	107/141/19
3rd Down: Made/Att.	67/197	72/200
3rd Down Pct.	34.0	36.0
TOTAL NET YARDS	3828	4464
Avg. Per Game	273.4	318.9
Total Plays	901	936
Avg. Per Play	4.3	4.8
NET YARDS RUSHING	1720	1801
Avg. Per Game	122.9	128.6
Avg. Per Rush	3.7	3.6
Total Rushes	469	502
NET YARDS PASSING	2108	2663
Avg. Per Game	150.6	190.2
Sacked/Yards Lost	37/313	26/175
Gross Yards	2421	2838
Attempts/Completions	395/211	408/201
Pct. of Completions	53.4	50.5
Had Intercepted	25	28
PUNTS/AVERAGE	83/41.7	80/40.1
PUNT RETURNS/YARDS	44/295	55/634
KICKOFF RETURNS/YARDS	56/1211	54/1370
PENALTIES/YARDS	70/515	83/811
FUMBLES/LOST	29/13	34/16
TOUCHDOWNS	26	40
Rushing/Passing	10/11	16/22
Defensive/Kicking Game	5/0	1/1
SAFETIES	1	1

SCORE BY PERIODS	1	2	3	4	OT	Total
CHIEFS TOTAL	30	73	53	77	0	233
Opp. Total	57	110	34	92	0	293

## INDIVIDUAL STATISTICS

PASSING									
	Att.	Cmp.	Yds.	Pct.	TD	Int	LG	Rating	
Dawson	235	138	1573	58.7	7	13	84	66.0	
Livingston	141	66	732	46.8	4	10	48	42.5	
Carlson	15	7	116	46.7	0	1	34	45.3	
Wilson	2	0	0	0.0	0	0	0	39.6	
Jaynes	2	0	0	0.0	0	1	0	0.0	
CHIEFS TOTAL	395	211	2421	53.4	11	25	84	55.2	
Opp. Total	408	206	2838	50.5	22	28	—	50.0	
PASS RECEIVING									
	No.	Yds.	Avg.	LG	TD				
Podolak	43	306	7.1	26	1				
Pearson	27	387	14.3	48	1				
Green	26	247	9.5	69	1				
Taylor	24	375	15.6	64	2				
Brunson	22	374	17.0	84	2				
Kinney	18	105	5.8	16	1				
Miller	14	149	10.6	34	0				
Wright	13	209	16.1	51	1				
Stroud	12	141	11.8	25	2				
Ellison	5	64	12.8	26	0				
Hayes	3	23	7.7	9	0				
Hamilton	2	25	12.5	19	0				
Strada	1	16	16.0	16	0				
CHIEFS TOTAL	211	2421	11.5	84	11				
Opp. Total	206	2838	13.8	71	22				

RUSHING									
	No.	Yds.	Avg.	LG	TD				
Green	135	509	3.8	43	3				
Podolak	101	386	3.8	14	2				
Kinney	63	249	4.0	21	0				
Hayes	57	206	3.6	19	2				
Miller	40	184	4.6	47	0				
Ellison	37	114	3.1	11	2				
Dawson	11	28	2.5	10	0				
Livingston	9	28	3.1	9	0				
Wright	3	26	8.7	12	1				
Carlson	2	17	8.5	11	0				
Taylor	1	6	6.0	6	0				
Pearson	1	0	0.0	0	0				
Jaynes	1	0	0.0	0	0				
Thomas	3	-4	-1.3	0	0				
Brunson	5	-29	-5.8	4	0				
CHIEFS TOTAL	469	1720	3.7	47	10				
Opp. Total	502	1801	3.6	53	16				

## TEAM LEADERS

Scoring: Jan Stenerud	75 pts: 24 PATs, 17 FGs
INTs: Emmitt Thomas	12-214 yds., 2 TDs
Sacks: Marvin Upshaw	9.5 (-49.0 yds.)
Punting: Jerrel Wilson	83-3462 yds., 41.7 avg., 64 LG
Punt Returns: Ed Podolak	15-134 yds., 8.9 avg., 0 TDs
Kickoff Returns: Bill Thomas	25-571 yds., 22.8 avg., 0 TDs



1973

## KANSAS CITY CHIEFS



7-5-2 • 2nd AFC West • Hank Stram

## Preseason (2-4)

8/4	W	12-6	NEW ORLEANS	67,216
8/13	L	16-17	DETROIT	67,624
8/18	L	10-13	MINNESOTA	72,676
8/26	L	16-21	GREEN BAY	75,231
9/1	L	16-27	at Dallas	57,468
9/7	W	16-7	at St. Louis	49,486

## Regular Season (7-5-2)

9/16	L	13-23	L.A. RAMS	62,315
9/23	W	10-7	at New England	57,918
9/30	W	16-3	OAKLAND	72,631
10/7	W	16-14	DENVER	71,414
10/14	T	10-10	at Green Bay (Milwaukee, WI)	47,265
10/21	W	6-14	at Cincinnati	56,397
10/29	L	14-23	at Buffalo (Mon) (N)	76,071
11/4	W	19-0	at San Diego	52,035
11/12	W	19-7	CHICAGO (Mon)	70,664
11/18	W	38-14	HOUSTON	68,444
11/25	L	10-14	at Denver	51,706
12/2	T	20-20	CLEVELAND	70,296
12/8	L	7-37	at Oakland (Sat)	53,061
12/16	W	33-6	SAN DIEGO	43,755

## TEAM STATISTICS

	CHIEFS	OPP.
TOTAL FIRST DOWNS	208	209
Rushing/Passing/Penalty	106/93/9	90/95/24
3rd Down: Made/Att.	72/204	69/206
3rd Down Pct.	35.3	33.5
TOTAL NET YARDS	3536	3575
Avg. Per Game	252.6	255.4
Total Plays	863	866
Avg. Per Play	4.1	4.2
NET YARDS RUSHING	1793	1956
Avg. Per Game	126.1	139.7
Total Rushes	511	493
Avg. Per Rush	3.5	4.0
NET PASSING OFFENSE	1743	1619
Avg. Per Game	124.5	115.6
Sacked/Yards Lost	39/296	38/323
Gross Yards	2039	1942
Attempts/Completions	313/173	324/157
Pct. of Completions	55.3	48.6
Had Intercepted	13	21
PUNTS/AVERAGE	80/45.5	87/41.4
PUNT RETURNS/YARDS	42/279	48/455
KICKOFF RETURNS/YARDS	31/725	40/1031
PENALTIES/YARDS	83/797	63/649
FUMBLES/LOST	36/18	33/18
TOUCHDOWNS	23	22
Rushing/Passing	11/10	11/11
Defensive/Kicking Game	2/0	0/0
SAFETIES	0	0

SCORE BY PERIODS	1	2	3	4	Total
CHIEFS TOTAL	40	57	53	81	231
Opp. Total	30	71	35	56	192

## REGULAR STARTERS

OFFENSE		DEFENSE	
WR	Elmo Wright	LE	Marvin Upshaw
LT	Jim Tyrer	LT	Curley Culp
LG	Ed Budde	RT	Buck Buchanan
C	<b>Jack Rudnay</b>	RE	Wilbur Young
RG	Mo Moorman	LLB	Bobby Bell
RT	Francis Peay	MLB	<b>Willie Lanier</b>
	Dave Hill		
TE	Morris Stroud	RLB	Jim Lynch
WR	Otis Taylor	LCB	Nate Allen
QB	Mike Livingston	RCB	Emmitt Thomas
	Len Dawson		
RB	Ed Podolak	LS	Jim Kearney
RB	Wendell Hayes	RS	Mike Sensibaugh
	Willie Ellison		
K	Jan Stenerud	P	Jerrel Wilson

PRO BOWLERS IN BOLD

## INDIVIDUAL STATISTICS

PASSING									
	Att.	Cmp.	Yds.	Pct.	TD	Int	LG	Rating	
Livingston	145	75	916	51.7	6	7	48	65.2	
Dawson	101	66	725	65.3	2	5	48	72.3	
Beathard	64	31	389	48.4	2	1	44	71.4	
Wilson	1	1	9	100.0	0	0	9	104.2	
Podolak	1	0	0	0	0	0	0	39.6	
Keyes	1	0	0	0	0	0	0	39.6	
CHIEFS TOTAL	313	173	2039	55.2	10	13	48	68.5	
Opp. Total	324	157	1942	48.5	11	21	62t	47.7	
PASS RECEIVING									
	No.	Yds.	Avg.	LG	TD				
Podolak	55	445	8.1	25	0				
Taylor	34	536	15.8	46	4				
Hayes	18	134	7.4	13	0				
Wright	16	252	15.8	44	2				
Stroud	12	216	18.0	48	2				
Kinney	11	126	11.5	25	0				
Ellison	9	64	7.1	17	0				
Butler	8	124	15.5	23	2				
West	4	65	16.3	23	0				
Hamilton	2	35	17.5	20	0				
Smith	2	20	10.0	17	0				
Moorman	1	-1	-1.0	-1	0				
Keyes	1	-6	-6	-6	0				
CHIEFS TOTAL	173	2039	11.8	48	10				
Opp. Total	157	1942	12.4	62t	11				
RUSHING									
	No.	Yds.	Avg.	LG	TD				
Podolak	210	721	3.4	25	3				
Ellison	108	411	3.8	19	2				
Hayes	95	352	3.7	27	2				
Kinney	50	128	2.6	8	1				
Livingston	19	94	4.9	28	2				
Dawson	6	39	6.5	13	0				
Wright	5	29	5.8	13	0				
Beathard	6	16	2.7	11	1				
Butler	2	10	5.0	9	0				
Taylor	4	-14	-1.1	-19	0				
McVea	4	5	1.3	2	0				
Keyes	2	1	0.5	2	0				
CHIEFS TOTAL	511	1793	3.5	28	11				
Opp. Total	493	1956	4.0	72	11				

## TEAM LEADERS

Scoring: Jan Stenerud	93 pts: 21 PATs, 24 FGs
INTs: Emmitt Thomas, Mike Sensibaugh, Willie Lanier, Jim Kearney	Tied with 3
Punting: Jerrel Wilson	80-3642 yds., 45.5 avg., 68 LG
Punt Returns: Larry Marshall	29-180 yds., 6.2 avg., 0 TDs
Kickoff Returns: Larry Marshall	14-391 yds., 27.9 avg., 0 TDs

AMERICAN CONFERENCE					NATIONAL CONFERENCE				
Western Division					Western Division				
W	L	T	Pct.		W	L	T	Pct.	
Oakland	9	4	1	.679	Los Angeles	12	2	0	.857
Kansas City	7	5	2	.571	Atlanta	9	5	0	.643
Denver	7	5	2	.571	New Orleans	5	9	0	.357
San Diego	2	11	1	.179	San Francisco	5	9	0	.357
Central Division					Central Division				
W	L	T	Pct.		W	L	T	Pct.	
Cincinnati	10	4	0	.714	Minnesota	12	2	0	.857
Pittsburgh †	10	4	0	.714	Detroit	6	7	1	.464
Cleveland	7	5	2	.571	Green Bay	5	7	2	.429
Houston	1	13	0	.071	Chicago	3	11	0	.214
Eastern Division					Eastern Division				
W	L	T	Pct.		W	L	T	Pct.	
Miami	12	2	0	.857	Dallas	10	4	0	.714
Buffalo	9	5	0	.643	Washington †	10	4	0	.714
New England	5	9	0	.357	Philadelphia	5	8	1	.393
Baltimore	4	10	0	.286	St. Louis	4	9	1	.321
N.Y. Jets	4	10	0	.286	N.Y. Giants	2	11	1	.179

AFC Championship: Miami 27, Oakland 10

NFC Championship: Minnesota 27, Dallas 10

Super Bowl VIII: Miami 24, Minnesota 7

1972

## KANSAS CITY CHIEFS



8-6 • 2nd AFC West • Hank Stram

## Preseason (5-2)

7/29	W	23-17	N.Y. Giants	19,304
			Hall of Fame Game (Canton, OH)	
8/5	W	24-10	Chicago (Notre Dame, IN)	32,391
8/12	W	24-14	ST. LOUIS	78,190
8/21	L	17-23	BALTIMORE	76,882
8/27	W	19-13	L.A. RAMS	77,764
9/2	W	20-10	DALLAS	79,592
9/9	L	0-20	at Green Bay (Milwaukee, WI)	47,281

## Regular Season (8-6)

9/17	L	10-20	MIAMI	79,829
9/25	W	20-17	at New Orleans (Mon) (N)	70,793
10/1	W	45-24	at Denver	51,656
10/8	W	31-7	at Cleveland	83,819
10/15	L	16-23	CINCINNATI	79,068
10/22	L	20-21	PHILADELPHIA	78,389
10/29	W	26-14	at San Diego	54,533
11/5	W	27-14	OAKLAND	82,094
11/12	L	7-16	at Pittsburgh	50,350
11/19	L	17-27	SAN DIEGO	79,011
11/26	L	3-26	at Oakland	54,801
12/3	W	24-21	DENVER	66,725
12/10	W	24-10	BALTIMORE	44,175
12/17	W	17-14	at Atlanta	58,850

## REGULAR STARTERS

OFFENSE			DEFENSE		
WR	Dennis Homan	LE	Marvin Upshaw		
	Robert West	LT	Curley Culp		
LT	Jim Tyrer	RT	Buck Buchanan		
LG	Ed Budde				
C	Jack Rudnay	RE	Wilbur Young		
RG	Mo Moorman	LLB	Bobby Bell		
RT	Dave Hill	MLB	Willie Lanier		
TE	Morris Stroud	RLB	Jim Lynch		
	Willie Frazier	LCB	Jim Marsalis		
WR	Otis Taylor	RCB	Emmitt Thomas		
QB	Len Dawson	LS	Jim Kearney		
RB	Ed Podolak	RS	Mike Sensibaugh		
RB	Wendell Hayes				
K	Jan Stenerud	P	Jerrell Wilson		

PRO BOWLERS IN BOLD

AMERICAN CONFERENCE					NATIONAL CONFERENCE				
Western Division					Western Division				
Oakland	W	L	T	Pct.	San Francisco	W	L	T	Pct.
Kansas City	8	6	0	.571	Atlanta	7	7	0	.500
Denver	5	9	0	.357	Los Angeles	6	7	1	.464
San Diego	4	9	1	.321	New Orleans	2	11	1	.179
Central Division					Central Division				
Pittsburgh	W	L	T	Pct.	Green Bay	W	L	T	Pct.
Cleveland †	10	4	0	.714	Detroit	8	5	1	.607
Cincinnati	8	6	0	.571	Minnesota	7	7	0	.500
Houston	1	13	0	.071	Chicago	4	9	1	.321
Eastern Division					Eastern Division				
Miami	W	L	T	Pct.	Washington	W	L	T	Pct.
N.Y. Jets	7	7	0	.500	Dallas †	10	4	0	.714
Baltimore	5	9	0	.357	N.Y. Giants	8	6	0	.571
Buffalo	4	9	1	.321	St. Louis	4	9	1	.321
New England	3	11	0	.214	Philadelphia	2	11	1	.179

AFC Championship: Miami 21, Pittsburgh 17

NFC Championship: Washington 26, Dallas 3

Super Bowl VII: Miami 14, Washington 7

## TEAM STATISTICS

	CHIEFS	OPP.
TOTAL FIRST DOWNS	245	227
Rushing/Passing/Penalty	121/116/11	90/116/18
TOTAL NET YARDS	3956	4027
Avg. Per Game	282.6	287.6
Total Plays	894	853
Avg. Per Play	4.4	4.7
NET YARDS RUSHING	1915	1805
Avg. Per Game	136.8	128.9
Total Rushes	476	453
Avg. Per Play	4.0	4.0
NET YARDS PASSING	2041	2222
Avg. Per Game	145.8	158.7
Sacked/Yards Lost	34/297	32/261
Gross Yards	2335	2483
Attempts/Completions	384/217	368/186
Pct. of Completions	56.5	50.5
Had Intercepted	20	24
PUNTS/AVERAGE	66/44.8	61/40.4
KICKOFF RETURNS/YARDS	46/1057	43/1083
PUNT RETURNS/YARDS	29/126	40/296
PENALTIES/YARDS	69/653	66/643
FUMBLES/LOST	23/12	35/19
TOUCHDOWNS	32	30
Rushing/Passing	6/20	12/17
Returns: Off./Def./Kicking Game*	1/5/0	0/1/0
SAFETIES	0	0

SCORE BY PERIODS	1	2	3	4	Total
CHIEFS TOTAL	20	90	85	92	287
Opp. Total	55	98	37	64	254

## INDIVIDUAL STATISTICS

PASSING							
	Att.	Cmp.	Yds.	Pct.	TD	Int	LG
Dawson	305	175	1835	57.4	13	12	44
Livingston	78	41	480	52.6	7	8	36
Wilson	1	1	20	100.0	0	0	20
CHIEFS TOTAL	384	217	2335	56.5	20	20	44
Opp. Total	368	186	2483	50.5	17	24	67
PASS RECEIVING							
	No.	Yds.	Avg.	LG	TD		
Taylor	57	821	14.4	44	6		
Podolak	46	345	7.5	27	2		
Hayes	31	295	9.5	29	3		
Adamle	15	76	5.1	11	0		
Frazier	13	172	13.2	35	5		
Homan	12	135	11.3	38	1		
Otis	12	76	6.3	13	0		
Wright	11	81	7.4	14	0		
West	9	165	18.3	42	2		
Stroud	4	80	20.0	44	1		
Kinney	4	45	11.2	19	0		
Jankowski	2	24	12.0	18	0		
Allen	1	20	20.0	20	0		
CHIEFS TOTAL	217	2335	10.8	44	20		
Opp. Total	186	2483	13.3	67	17		
RUSHING							
	No.	Yds.	Avg.	LG	TD		
Podolak	171	615	3.6	30	4		
Hayes	128	536	4.2	28	0		
Adamle	73	536	4.2	19	1		
Livingston	14	133	9.5	51	0		
Kinney	38	122	3.2	16	1		
Otis	29	92	3.2	12	0		
Dawson	15	75	5.0	20	0		
Wright	1	24	24.0	24	0		
Taylor	5	13	2.6	11	0		
West	2	2	1.0	10	0		
CHIEFS TOTAL	476	1915	4.0	51	6		
Opp. Total	453	1805	4.0	45	12		

## TEAM LEADERS

Scoring: Jan Stenerud	95 pts: 32 PATs, 21 FGs
INTs: Mike Sensibaugh	8-65 yds., 0 TDs
Punting: Jerrel Wilson	66-2960 yds., 44.8 avg., 69 LG
Punt Returns: Larry Marshall	18-103 yds., 5.7 avg., 0 TDs
Kickoff Returns: Larry Marshall	23-651 yds., 28.3 avg., 0 TDs

1971

## KANSAS CITY CHIEFS



10-3-1 • 1st AFC West • Hank Stram

## Preseason (4-1-1)

8/7	W	10-7	at Baltimore	16,771
8/14	W	12-10	ATLANTA	37,403
8/21	W	27-7	at New Orleans	70,459
8/30	W	21-16	N.Y. JETS	37,650
9/4	T	17-17	ST. LOUIS	36,743
9/11	L	17-24	at Dallas	74,035

## Regular Season (10-3-1)

9/19	L	14-21	at San Diego	54,061
9/26	W	20-16	at Houston	46,498
10/3	W	16-3	at Denver	51,200
10/10	W	31-10	SAN DIEGO	50,514
10/18	W	38-16	PITTSBURGH (Mon) (N)	49,533
10/24	W	27-20	WASHINGTON	51,989
10/31	T	20-20	at Oakland	54,715
11/7	L	10-13	at N.Y. Jets	62,812
11/14	W	13-7	CLEVELAND	50,388
11/21	W	28-10	DENVER	49,945
11/25	L	21-32	at Detroit (Thur) (Thinks)	54,418
12/6	W	26-17	at San Francisco (Mon) (N)	45,306
12/12	W	16-14	OAKLAND	51,215
12/19	W	22-9	BUFFALO	48,121

## AFC Divisional Playoff Game

12/25	L	24-27 2 OT	Miami (Sat)	50,374
-------	---	------------	-------------	--------

## REGULAR STARTERS

OFFENSE		DEFENSE	
WR	Elmo Wright	LE	Marvin Upshaw
LT	Jim Tyrer	LT	Curley Culp
LG	Ed Budde	RT	Buck Buchanan
C	Jack Rudnay	RE	Aaron Brown
RG	Mo Moorman	LLB	Bobby Bell
RT	Dave Hill	MLB	Willie Lanier
TE	Morris Stroud	RLB	Jim Lynch
WR	Otis Taylor	LCB	Jim Marsalis
QB	Len Dawson	RCB	Emmitt Thomas
RB	Ed Podolak	LS	Jim Kearney
RB	Wendell Hayes	RS	Johnny Robinson
K	Jan Stenerud	P	Jerrel Wilson

PRO BOWLERS IN BOLD

AMERICAN CONFERENCE					NATIONAL CONFERENCE				
Western Division					Western Division				
	W	L	T	Pct.		W	L	T	Pct.
Kansas City	10	3	1	.769	San Francisco	9	5	0	.643
Oakland	8	4	2	.667	Los Angeles	8	5	1	.615
San Diego	6	8	0	.429	Atlanta	7	6	1	.538
Denver	4	9	1	.308	New Orleans	4	8	2	.333
Central Division					Central Division				
	W	L	T	Pct.		W	L	T	Pct.
Cleveland	9	5	0	.643	Minnesota	11	3	0	.786
Pittsburgh	6	8	0	.429	Detroit	7	6	1	.538
Houston	4	9	1	.308	Chicago	6	8	0	.429
Cincinnati	4	10	0	.286	Green Bay	4	8	2	.333
Eastern Division					Eastern Division				
	W	L	T	Pct.		W	L	T	Pct.
Miami	10	3	1	.769	Dallas	11	3	0	.786
Baltimore †	10	4	0	.714	Washington †	9	4	1	.692
New England	6	8	0	.429	Philadelphia	6	7	1	.462
N.Y. Jets	6	8	0	.429	St. Louis	4	9	1	.308
Buffalo	1	13	0	.071	N.Y. Giants	4	10	0	.286
AFC Championship: Miami 21, Baltimore 0									
NFC Championship: Dallas 14, San Francisco 3									
Super Bowl VI: Dallas 24, Miami 3									

## TEAM STATISTICS

	CHIEFS	OPP.
TOTAL FIRST DOWNS	240	223
Rushing/Passing/Penalty	108/119/13	73/125/25
TOTAL NET YARDS	4190	3770
Avg. Per Game	29.3	269.3
Total Plays	836	813
Avg. Per Play	5.0	4.6
NET YARDS RUSHING	1843	1337
Avg. Per Game	131.6	95.5
Total Rushes	462	367
Avg. Per Play	4.0	3.7
NET YARDS PASSING	2347	2506
Avg. Per Game	167.6	179.0
Sacked/Yards Lost	35/347	28/235
Gross Yards	2694	2741
Attempts/Completions	337/183	406/209
Pct. of Completions	54.3	51.5
Had Intercepted	13	27
PUNTS/AVERAGE	64/44.3	67/39.3
PUNT RETURNS/YARDS	32/150	38/286
KICKOFF RETURNS/YARDS	47/1031	47/1071
PENALTIES/YARDS	72/734	72/752
FUMBLES/LOST	23/13	16/7
TOUCHDOWNS	32	21
Rushing/Passing	14/15	9/11
Defensive/Kicking Game	3/0	1/0
SAFETIES	0	1

SCORE BY PERIODS	1	2	3	4	Total
CHIEFS TOTAL	61	123	48	70	302
Opp. Total	41	71	22	74	208

## INDIVIDUAL STATISTICS

PASSING									
	Att.	Cmp.	Yds.	Pct.	TD	Int	LG	Rating	
Dawson	301	167	2504	55.2	15	13	82	81.8	
Livingston	28	12	130	42.9	0	0	36	57.2	
Huarte	6	2	18	33.3	0	0	26	42.3	
Podolak	2	2	42	100.0	0	0	23	118.8	
CHIEFS TOTAL	337	183	2694	54.3	15	13	82	74.9	
Opp. Total	418	209	2703	50.0	11	27	53	83.8	
PASS RECEIVING									
	No.	Yds.	Avg.	LG	TD				
Taylor	57	1110	19.5	82	7				
Podolak	36	306	8.5	23	0				
Wright	26	524	20.3	69†	3				
Stroud	22	454	20.6	54	1				
Hayes	16	163	10.2	26†	1				
Otis	12	74	6.2	26	2				
McVea	5	-3	-0.6	10	0				
Homan	3	47	9.0	9	0				
Frazier	2	41	20.5	23	0				
Holmes	2	16	8.0	12	0				
Smith	1	12	12.0	12	0				
Adams	1	6	6.0	6†	1				
CHIEFS TOTAL	183	2694	14.7	82	15				
Opp. Total	209	2703	12.9	53	11				
RUSHING									
	No.	Yds.	Avg.	LG	TD				
Podolak	184	708	3.8	25	9				
Hayes	132	541	4.1	27	1				
McVea	68	286	4.2	19	3				
Otis	49	184	3.8	11	0				
Adams	13	43	3.3	3	0				
Taylor	1	25	25.0	25†	1				
Dawson	12	24	2.0	8	0				
Holmes	21	35	1.7	6	0				
Livingston	5	11	2.2	3	0				
Frazier	1	-2	-2.0	-2	0				
Wright	1	-10	-10.0	-10	0				
CHIEFS TOTAL	487	1843	3.8	27	14				
Opp. Total	367	1337	3.7	28	6				

## TEAM LEADERS

Scoring: Jan Stenerud	110 pts: 32 PATs, 26 FGs
INTs: Emmitt Thomas	8-145 yds., 1 TD
Punting: Jerrel Wilson	64-2864 yds., 44.8 avg., 68 LG
Punt Returns: Ed Podolak	13-84 yds., 6.5 avg., 0 TDs
Kickoff Returns: Kerry Reardon	12-308 yds., 25.7 avg., 0 TDs

1970

## KANSAS CITY CHIEFS



7-5-2 • 2nd AFC West • Hank Stram

## Preseason (4-3)

7/31	W	24-3	College All-Stars (Chicago, IL)	69,940
8/8	W	30-17	at Detroit	55,032
8/14	L	3-17	BALTIMORE	38,341
8/22	W	16-13	Cleveland (Memphis, TN)	31,532
8/29	L	17-22	at Atlanta	56,990
9/5	W	13-0	at Dallas	69,055
9/12	L	24-34	at St. Louis	50,661

## Regular Season (7-5-2)

9/20	L	10-27	at Minnesota	47,900
9/28	W	44-24	at Baltimore (Mon) (N)	53,911
10/4	L	13-26	at Denver	50,705
10/11	W	23-10	BOSTON	50,698
10/18	W	27-19	at Cincinnati	57,265
10/25	L	16-27	DALLAS	51,158
11/1	T	17-17	OAKLAND	51,334
11/8	W	24-9	HOUSTON	49,810
11/15	W	31-14	at Pittsburgh	50,081
11/22	T	6-6	ST. LOUIS	50,711
11/29	W	26-14	SAN DIEGO	50,315
12/6	W	16-0	DENVER	50,454
12/12	L	6-20	at Oakland (Sat)	54,596
12/20	L	13-31	at San Diego	41,379

## REGULAR STARTERS

OFFENSE		DEFENSE	
WR	Frank Pitts	LE	Jerry Mays
LT	Jim Tyrer	LT	Curley Culp
LG	Ed Budde	RT	Buck Buchanan
C	Jack Rudnay	RE	Aaron Brown
	E.J. Holub	LLB	Bobby Bell
RG	Mo Moorman	MLB	Willie Lanier
RT	Dave Hill	RLB	Jim Lynch
TE	Fred Arbanas	LCB	Jim Marsalis
	Morris Stroud	RCB	Emmitt Thomas
WR	Otis Taylor	LS	Jim Kearney
QB	Len Dawson	RS	Johnny Robinson
RB	Mike Garrett		
	Ed Podolak	P	Jerrel Wilson
RB	Wendell Hayes		
K	Jan Stenerud		

PRO BOWLERS IN BOLD

AMERICAN CONFERENCE					NATIONAL CONFERENCE				
Western Division					Western Division				
Oakland	W	L	T	Pct.	San Francisco	W	L	T	Pct.
Kansas City	8	4	2	.667	Los Angeles	10	3	1	.769
San Diego	7	5	2	.583	Atlanta	9	4	1	.692
Denver	5	6	3	.455	Atlanta	4	8	2	.333
	5	8	1	.385	New Orleans	2	11	1	.154
Central Division					Central Division				
Cincinnati	W	L	T	Pct.	Minnesota	W	L	T	Pct.
Cleveland	8	6	0	.571	Detroit	12	2	0	.857
Pittsburgh	7	7	0	.500	Chicago	10	4	0	.714
Houston	5	9	0	.357	Chicago	6	8	0	.429
	3	10	1	.231	Green Bay	6	8	0	.429
Eastern Division					Eastern Division				
Baltimore	W	L	T	Pct.	Dallas	W	L	T	Pct.
Miami	11	2	1	.846	N.Y. Giants	10	4	0	.714
N.Y. Jets	10	4	0	.714	St. Louis	9	5	0	.643
Buffalo	4	10	0	.286	St. Louis	8	5	1	.615
Boston	3	10	1	.231	Washington	6	8	0	.429
	2	12	0	.143	Philadelphia	3	10	1	.231

AFC Championship: Baltimore 27, Oakland 17

NFC Championship: Dallas 17, San Francisco 10

Super Bowl V: Baltimore 16, Dallas 13

## TEAM STATISTICS

	CHIEFS	OPP.
TOTAL FIRST DOWNS	183	226
Rushing/Passing/Penalty	83/86/14	83/111/32
TOTAL NET YARDS	3577	3667
Avg. Per Game	255.5	261.9
Total Plays	775	861
Avg. Per Play	4.6	4.3
NET YARDS RUSHING	1858	1657
Avg. Per Game	132.7	118.4
Total Rushes	448	418
Avg. Per Play	4.1	4.0
NET YARDS PASSING	1719	2010
Avg. Per Game	122.8	143.6
Sacked/Yards Lost	38/319	35/270
Gross Yards	2038	2280
Attempts/Completions	289/154	408/195
Pct. of Completions	53.3	47.8
Had Intercepted	16	31
PUNTS/AVERAGE	76/44.9	77/41.5
PUNT RETURNS/YARDS	31/371	51/414
KICKOFF RETURNS/YARDS	44/997	
PENALTIES/YARDS	83/888	71/817
FUMBLES/LOST	26/15	22/12
TOUCHDOWNS	26	26
Rushing/Passing	11/13	10/15
Defensive/Kicking Game	2/0	1/0
SAFETIES	0	0

SCORE BY PERIODS	1	2	3	4	Total
CHIEFS TOTAL	53	98	46	75	272
Opp. Total	32	77	51	84	244

## INDIVIDUAL STATISTICS

PASSING							
	Att.	Cmp.	Yds.	Pct.	TD	Int.	LG
Dawson	262	141	1876	53.8	13	14	61t
Livingston	22	11	122	50.0	0	1	31
Podolak	2	2	40	100.0	0	0	24
Huarte	2	0	0	0.0	0	1	0
McVea	1	0	0	0.0	0	0	39.6
CHIEFS TOTAL	289	154	2038	53.3	13	16	61t
Opp. Total	408	195	2280	47.8	15	31	89t
PASS RECEIVING							
	No.	Yds.	Avg.	LG	TD		
Taylor	34	618	18.2	59t	3		
Podolak	26	307	11.8	59t	1		
Hayes	26	219	8.3	28	0		
Holmes	23	173	7.5	31	1		
Pitts	11	172	15.6	54	2		
Arbanas	8	108	14.5	26	1		
Cannon	7	125	17.8	45	2		
Richardson	5	171	34.2	61t	2		
McVea	5	26	5.2	15	0		
Garrett	4	4	1.0	5	0		
Stroud	4	86	24.5	50	1		
Porter	1	29	29.0	29	0		
CHIEFS TOTAL	154	2038	13.2	61t	13		
Opp. Total	195	2280	11.7	89t	15		
RUSHING							
	No.	Yds.	Avg.	LG	TD		
Podolak	168	749	4.5	65t	3		
Hayes	109	381	3.5	22	5		
McVea	61	260	4.3	34	0		
Holmes	63	206	3.3	22	3		
Pitts	5	84	16.8	42	0		
Garrett	21	62	3.2	18	0		
Dawson	11	46	4.2	21	0		
Livingston	3	26	8.7	16	0		
Porter	2	21	10.5	21	0		
Taylor	3	13	4.3	7	0		
Cannon	1	10	10.0	10	0		
Richardson	1	4	4.0	4	0		
CHIEFS TOTAL	448	1858	4.1	65t	11		
Opp. Total	418	1657	4.0	47t	10		

## TEAM LEADERS

Scoring: Jan Stenerud	116 pts: 26 PATs, 30 FGs
INTs: Johnny Robinson	10-155 yds., 1 TD
Punting: Jerrel Wilson	76-3415 yds., 44.9 avg., 68 LG
Punt Returns: Ed Podolak	23-311 yds., 13.5 avg., 0 TDs
Kickoff Returns: Robert Holmes	19-535 yds., 28.2 avg., 0 TDs

1969

## KANSAS CITY CHIEFS



11-3 • 2nd AFL West • Hank Stram

## Preseason (6-0)

8/2	W	23-17	Oakland (Birmingham, AL)	21,000
8/9	W	38-13	DETROIT	38,027
8/16	W	23-7	Cincinnati (Jackson, MS)	24,513
8/23	W	42-14	at L.A. Rams	58,306
8/28	W	31-21	at St. Louis	48,006
9/6	W	14-10	ATLANTA	37,273

## Regular Season (11-3)

9/14	W	27-9	at San Diego	47,988
9/21	W	31-0	at Boston	22,002
9/28	L	19-24	at Cincinnati	27,812
10/5	W	26-13	at Denver	50,564
10/12	W	24-0	HOUSTON	45,805
10/19	W	17-10	MIAMI	49,809
10/26	W	42-22	CINCINNATI	50,934
11/2	W	29-7	at Buffalo	45,844
11/9	W	27-3	SAN DIEGO	51,104
11/16	W	34-16	at N.Y. Jets	63,849
11/23	L	24-27	OAKLAND	51,982
11/27	W	31-17	DENVER (Thur) (Thanks)	48,773
12/7	W	22-19	BUFFALO	47,712
12/13	L	6-10	at Oakland (Sat)	54,443

## AFL Divisional Playoff Game

12/20	W	13-6	at N.Y. Jets (Sat)	62,977
-------	---	------	--------------------	--------

## AFL Championship Game

1/4	W	17-7	at Oakland	54,443
-----	---	------	------------	--------

## Super Bowl IV

1/11	W	23-7	Minnesota (New Orleans, LA)	80,562
------	---	------	-----------------------------	--------

## REGULAR STARTERS

OFFENSE			DEFENSE		
WR	Frank Pitts		LE	Jerry Mays	
LT	Jim Tyrer		LT	Curley Culp	
LG	Ed Budde		RT	Buck Buchanan	
C	E.J. Holub		RE	Aaron Brown	
RG	Mo Moorman		LLB	Bobby Bell	
RT	Dave Hill		MLB	Willie Lanier	
TE	Fred Arbanas		RLB	Jim Lynch	
WR	Gloster Richardson		LCB	Jim Marsalis	
	Otis Taylor		RCB	Emmitt Thomas	
QB	Len Dawson		LS	Jim Kearney	
	Mike Livingston		RS	Johnny Robinson	
RB	Mike Garrett		P	Jerrell Wilson	
RB	Robert Holmes				
K	Jan Stenerud				

ALL-STAR IN BOLD

AMERICAN FOOTBALL LEAGUE					NATIONAL FOOTBALL LEAGUE				
Western Division					Western Conference				
	W	L	T	Pct.		W	L	T	Pct.
Oakland	12	1	1	.923	Los Angeles	11	3	0	.786
Kansas City †	11	3	0	.786	Baltimore	8	5	1	.615
San Diego	8	6	0	.571	Atlanta	8	8	0	.500
Denver	5	8	1	.385	San Francisco	4	8	2	.333
Cincinnati	4	9	1	.308					
Eastern Division					Central Division				
	W	L	T	Pct.		W	L	T	Pct.
N.Y. Jets	10	4	0	.714	Minnesota	12	2	0	.857
Houston †	6	6	2	.500	Detroit	9	4	1	.692
Boston	4	10	0	.286	Green Bay	8	6	0	.571
Buffalo	4	10	0	.286	Chicago	1	13	0	.071
Miami	3	10	1	.231					
AFL Divisional Playoffs					Eastern Conference				
	W	L	T	Pct.		W	L	T	Pct.
Kansas City 13, N.Y. JETS 6					Capitol Division				
Oakland 56, Houston 7					Dallas	11	2	1	.846
AFL Championship					Washington	7	5	2	.583
Kansas City 17, Oakland 7					New Orleans	5	9	0	.357
NFL Championship					Philadelphia	4	9	1	.308
Minnesota 27, Cleveland 7					Century Division				
Super Bowl IV						W	L	T	Pct.
Kansas City 23, Minnesota 7					Cleveland	10	3	1	.769
					N.Y. Giants	6	8	0	.429
					St. Louis	4	9	1	.308
					Pittsburgh	1	13	0	.071

## TEAM STATISTICS

	CHIEFS	OPP.
TOTAL FIRST DOWNS	258	181
Rushing/Passing/Penalty	129/125/4	53/111/17
TOTAL NET YARDS	4607	3163
Avg. Per Game	329.1	225.9
Total Plays	899	808
Avg. Per Play	5.1	3.9
NET YARDS RUSHING	2220	1091
Avg. Per Game	158.6	77.9
Total Rushes	522	316
Avg. Per Play	4.3	3.5
NET YARDS PASSING	2387	2072
Avg. Per Game	170.5	148.0
Sacked/Yards Lost	26/251	48/419
Gross Yards	2638	2491
Attempts/Completions	351/196	426/200
Pct. of Completions	55.8	46.9
Had Intercepted	20	32
PUNTS/AVERAGE	68/44.4	94/42.6
PUNT RETURNS/YARDS	33/242	43/509
KICKOFF RETURNS/YARDS	41/1090	59/1431
PENALTIES/YARDS	62/757	39/434
FUMBLES/LOST	34/19	25/15
TOUCHDOWNS	40	19
Rushing/Passing	19/16	6/10
Defensive/Kicking Game	2/3	3/0
SAFETIES	0	1

SCORE BY PERIODS	1	2	3	4	Total
CHIEFS TOTAL	81	117	50	111	359
Opp. Total	29	45	36	67	177

## INDIVIDUAL STATISTICS

PASSING									
	Att.	Cmp.	Yds.	Pct.	TD	Int	LG	Rating	
Dawson	166	98	1323	59.0	9	13	55	70.0	
Livingston	161	84	1123	52.2	4	6	93†	67.6	
Lee	20	12	109	60.0	1	1	31	70.6	
McVea	3	1	50	33.0	1	0	50	121.5	
Flores	1	1	33	100.0	1	0	33	158.3	
CHIEFS TOTAL	351	196	2638	55.8	16	20	93†	71.5	
Opp. Total	426	200	2491	46.9	10	32	80	42.0	

PASS RECEIVING									
	No.	Yds.	Avg.	LG	TD				
Garrett	43	432	10.0	41	2				
Taylor	41	696	17.0	79	7				
Pitts	31	470	15.8	50	2				
Holmes	26	266	10.2	33	3				
Richardson	23	381	16.6	39	2				
Arbanas	16	258	16.1	44	0				
Hayes	9	64	7.1	17	0				
McVea	7	71	10.1	22	0				
CHIEFS TOTAL	196	2638	12.1	93	16				
Opp. Total	200	2491	12.5	80	10				

RUSHING									
	No.	Yds.	Avg.	LG	TD				
Garrett	168	732	4.4	34	6				
Holmes	150	612	4.1	25	2				
McVea	106	500	4.7	80	7				
Hayes	62	208	3.4	11	4				
Livingston	15	102	6.8	39	0				
Lowe	10	33	3.3	18	0				
Pitts	5	28	5.6	11	0				
Dawson	1	3	3.0	3	0				
Lee	1	3	3.0	3	0				
Arbanas	1	1	1.0	1	0				
Flores	1	0	0.0	0	0				
Taylor	2	-2	-1.0	10	0				
CHIEFS TOTAL	522	2220	4.3	80	19				
Opp. Total	314	1091	3.5	50	8				

## TEAM LEADERS

Scoring: Jan Stenerud	119 pts: 38 PATs, 27 FGs
INTs: Johnny Robinson	8-158 yds., 0 TDs
Punting: Jerrel Wilson	68-3022 yds., 44.4 avg., 62 LG
Punt Returns: Noland Smith	9-107 yds., 11.9 avg., 0 TDs
Kickoff Returns: Warren McVea	13-318 yds., 24.5 avg., 0 TDs



1968

## KANSAS CITY CHIEFS



12-2 • (Tie) 1st AFL West • Hank Stram

## Preseason (4-1)

8/3	W	38-14	at Cincinnati	21,682
8/10	W	13-10	at Minnesota	46,228
8/17	W	13-10	ST. LOUIS	47,462
8/24	W	31-21	OAKLAND	43,769
8/31	L	16-36	at L.A. Rams	54,323

## Regular Season (12-2)

9/10	W	26-21	at Houston (Mon) (N)	45,083
9/15	L	19-20	N.Y. JETS	48,871
9/22	W	34-2	DENVER	45,821
9/28	W	48-3	at Miami (Sat) (N)	28,501
10/5	W	18-7	at Buffalo (Sat) (N)	40,748
10/13	W	13-3	CINCINNATI	47,096
10/20	W	24-10	OAKLAND	50,015
10/27	W	27-20	SAN DIEGO	50,344
11/3	L	21-38	at Oakland	53,357
11/10	W	16-9	at Cincinnati	25,537
11/17	W	31-17	BOSTON	48,271
11/28	W	24-10	HOUSTON (Thur) (Thks)	48,493
12/8	W	40-3	at San Diego	51,174
12/14	W	30-7	at Denver (Sat)	38,463

## AFL Divisional Playoff Game

12/22	L	6-41	at Oakland	54,444
-------	---	------	------------	--------

## REGULAR STARTERS

OFFENSE		DEFENSE	
WR	Frank Pitts	LE	Jerry Mays
LT	Jim Tyrer	LT	Ed Lothamer
LG	Ed Budde	RT	Buck Buchanan
C	E.J. Holub	RE	Aaron Brown
RG	Mo Moorman	LLB	Bobby Bell
RT	Dave Hill	MLB	Willie Lanier
TE	Fred Arbanas	RLB	Jim Lynch
WR	Gloster Richardson	LCB	Emmitt Thomas
	Otis Taylor	RCB	Willie Mitchell
QB	Len Dawson	LS	Jim Kearney
RB	Mike Garrett	RS	Johnny Robinson
RB	Robert Holmes	P	Jerrel Wilson
K	Jan Stenerud		

ALL-STARs IN BOLD



AMERICAN

FOOTBALL LEAGUE



NATIONAL

FOOTBALL LEAGUE

Western Division

	W	L	T	Pct.
Oakland	12	2	0	.857
Kansas City	12	2	0	.857
San Diego	9	5	0	.643
Denver	5	9	0	.357
Cincinnati	3	11	0	.214

Eastern Division

	W	L	T	Pct.
N.Y. Jets	11	3	0	.786
Houston	7	7	0	.500
Miami	5	8	1	.385
Boston	4	10	0	.286
Buffalo	1	12	1	.077

AFL Western Division Playoff

Oakland 41, Kansas City 6

AFL Championship

N.Y. Jets 27, Oakland 23

NFL Championship

Baltimore 34, Cleveland 0

Super Bowl III

N.Y. Jets 16, Baltimore 7

Western Conference

	W	L	T	Pct.
Coastal Division				
Baltimore	13	1	0	.923
Los Angeles	10	3	1	.769
San Francisco	7	6	1	.538
Atlanta	2	12	0	.143
Central Division				
Minnesota	8	6	0	.571
Chicago	7	7	0	.500
Green Bay	6	7	1	.462
Detroit	4	8	2	.333

Eastern Conference

	W	L	T	Pct.
Capitol Division				
Dallas	12	2	0	.857
N.Y. Giants	7	7	0	.500
Washington	5	9	0	.357
Philadelphia	2	12	0	.143
Century Division				
Cleveland	10	4	0	.714
St. Louis	9	4	1	.692
New Orleans	4	9	1	.308
Pittsburgh	2	11	1	.154

## TEAM STATISTICS

	CHIEFS	OPP.
FIRST DOWNS	223	215
Rushing/Passing/Penalty	123/89/11	52/140/23
TOTAL NET YARDS	4503	4089
Avg. Per Game	321.6	292.1
Total Plays	831	900
Avg. Per Play	5.4	4.5
NET YARDS RUSHING	2227	1266
Avg. Per Game	159.1	90.4
Total Rushes	537	365
Avg. Per Play	4.1	3.5
NET YARDS PASSING	2276	2823
Avg. Per Game	162.6	201.6
Sacked/Yards Lost	24/216	45/439
Gross Yards	2492	3562
Attempts/Completions	270/156	461/214
Pct. of Completions	57.8	46.4
Had Intercepted	11	37
PUNTS/AVERAGE	65/45.3	63/41.8
PUNT RETURNS/YARDS	31/450	31/220
KICKOFF RETURNS/YARDS	38/736	54/1044
PENALTIES/YARDS	66/650	62/555
FUMBLES/LOST	26/16	22/12
TOUCHDOWNS	40	18
Rushing/Passing	16/20	4/14
Defensive/Kicking Game	2/2	0/0
SAFETIES	1	1

SCORE BY PERIODS	1	2	3	4	Total
CHIEFS TOTAL	90	111	74	96	371
Opp. Total	46	57	40	27	170

## INDIVIDUAL STATISTICS

PASSING										
	Att.	Cmp.	Yds.	Pct.	TD	Int.	LG	Rating		
Dawson	224	131	2109	58.5	17	9	92	98.8		
Lee	45	25	383	55.6	3	1	61	97.1		
Garrett	1	0	0	0.0	0	1	0	0.0		
CHIEFS TOTAL	270	156	2492	57.8	20	11	92	96.3		
Opp. Total	461	214	3562	46.4	14	37	82	49.6		
PASS RECEIVING										
	No.	Yds.	Avg.	LG	TD					
Garrett	33	359	10.9	43	3					
Pitts	30	655	21.8	90	6					
Richardson	22	494	22.5	92	6					
Taylor	20	420	21.0	67	4					
Holmes	19	201	10.6	43	0					
Hayes	12	108	9.0	22	1					
Arbanas	11	189	17.2	48	0					
McClinton	3	-4	-1.3	5	0					
Carolan	2	26	13.0	19	0					
Coan	2	15	7.5	12	0					
Wilson	1	14	14.0	14	0					
Smith	1	15	15.0	15	0					
CHIEFS TOTAL	156	2492	16.0	92	20					
Opp. Total	214	3562	16.6	82	14					
RUSHING										
	No.	Yds.	Avg.	LG	TD					
Holmes	174	866	5.0	76	7					
Garrett	164	564	3.4	37	3					
Hayes	85	340	4.0	25	4					
Coan	40	160	4.0	24	1					
Pitts	11	107	9.7	28	0					
McClinton	24	107	4.5	19	0					
Taylor	5	41	8.2	30	1					
Dawson	28	40	2.0	22	0					
Arbanas	3	14	4.7	8	0					
Livingston	2	2	1.0	3	0					
Wilson	5	1	0.2	1	0					
Smith	2	-2	-1.0	1	0					
Richardson	1	-3	-3.0	-3	0					
Lowe	1	-10	-10.0	-10	0					
CHIEFS TOTAL	537	2227	4.1	76	16					
Opp. Total	365	1266	3.5	36	4					

## TEAM LEADERS

Scoring: Jan Stenerud	129 pts: 39 PATs, 30 FGs
INTs: Johnny Robinson	6-40 yds., 0 TDs
Punting: Jerrel Wilson	63-2841 yds., 45.1 avg., 70 LG
Punt Returns: Noland Smith	18-270 yds., 15.0 avg., 1 TD
Kickoff Returns: Noland Smith	23-549 yds., 23.9 avg., 0 TDs

1967

## KANSAS CITY CHIEFS



9-5 • 2nd AFL West • Hank Stram

## Preseason (4-1)

8/5	W	24-9	at Houston	36,362
8/12	W	30-17	N.Y. Jets (Birmingham, AL)	53,109
8/19	W	48-0	Oakland (Portland, OR)	13,352
8/23	W	66-24	CHICAGO	33,041
9/1	L	24-44	at L.A. Rams	73,990

## Regular Season (9-5)

9/9	W	25-20	at Houston (Sat) (N)	28,003
9/24	W	24-0	at Miami	36,272
10/1	L	21-23	at Oakland	50,268
10/8	W	41-0	MIAMI	45,291
10/15	L	31-45	at San Diego	43,355
10/22	L	19-24	HOUSTON	46,365
10/29	W	52-9	DENVER	44,002
11/5	W	42-18	N.Y. JETS	46,642
11/12	W	33-10	at Boston	23,010
11/19	L	16-17	SAN DIEGO	46,738
11/23	L	22-44	OAKLAND (Thur) (Thurs)	44,020
12/3	W	23-13	BUFFALO	41,948
12/10	W	21-7	at N.Y. Jets	62,891
12/17	W	38-24	at Denver	31,660

## REGULAR STARTERS

OFFENSE		DEFENSE	
WR	Chris Burford	LE	Jerry Mays
LT	Jim Tyrer	LT	Andy Rice
LG	Ed Budde		Ed Lothamer
C	Jon Gilliam	RT	Buck Buchanan
RG	Curt Merz	RE	Chuck Hurston
RT	Dave Hill	LLB	Bobby Bell
TE	Fred Arbanas	MLB	Sherrill Headrick
WR	Gloster Richardson	RLB	E.J. Holub
	Otis Taylor	LCB	Emmitt Thomas
QB	Len Dawson	RCB	Willie Mitchell
RB	Mike Garrett	LS	Bobby Hunt
RB	Curtis McClinton	RS	Johnny Robinson
K	Jan Stenerud	P	Jerrel Wilson
			Wayne Walker

ALL-STARs IN BOLD

AMERICAN FOOTBALL LEAGUE					NATIONAL FOOTBALL LEAGUE				
Western Division					Western Conference				
	W	L	T	Pct.		W	L	T	Pct.
Oakland	13	1	0	.929	Los Angeles	11	1	2	.917
Kansas City	9	5	0	.643	Baltimore	11	1	2	.917
San Diego	8	5	1	.615	San Francisco	7	7	0	.500
Denver	3	11	0	.214	Atlanta	1	12	1	.077
Eastern Division					Central Division				
	W	L	T	Pct.		W	L	T	Pct.
Houston	9	4	1	.692	Green Bay	9	4	1	.692
N.Y. Jets	8	5	1	.615	Chicago	7	6	1	.538
Buffalo	4	10	0	.286	Detroit	5	7	2	.417
Miami	5	8	1	.385	Minnesota	3	8	3	.273
Boston	3	10	1	.231					
AFL Championship					Eastern Conference				
Oakland 40, Houston 7					Capitol Division				
	W	L	T	Pct.		W	L	T	Pct.
Green Bay 21, Dallas 17					Dallas	9	5	0	.643
NFL Championship					Philadelphia	6	7	1	.462
Green Bay 33, Oakland 14					Washington	5	6	3	.455
Super Bowl II					New Orleans	3	11	0	.214
					Century Division				
	W	L	T	Pct.		W	L	T	Pct.
					Cleveland	9	5	0	.643
					N.Y. Giants	7	7	0	.500
					St. Louis	6	7	1	.462
					Pittsburgh	4	9	1	.308

## TEAM STATISTICS

	CHIEFS	OPP.
TOTAL FIRST DOWNS	251	221
Rushing/Passing/Penalty	116/117/18	73/132/16
TOTAL NET YARDS	4490	3944
Avg. Per Game	320.7	281.7
Total Plays	872	843
Avg. Per Play	5.1	4.7
NET YARDS RUSHING	2018	1408
Avg. Per Game	144.1	100.6
Total Rushes	462	343
Avg. Per Play	4.4	4.1
NET YARDS PASSING	2472	2536
Avg. Per Game	176.6	181.1
Sacked/Yards Lost	32/301	38/354
Gross Yards	2773	2536
Attempts/Completions	382/213	462/229
Pct. of Completions	55.8	49.6
Had Intercepted	19	31
PUNTS/AVERAGE	61/41.3	60/42.3
PUNT RETURNS/YARDS	33/245	31/331
KICKOFF RETURNS/YARDS	53/1245	55/1207
PENALTIES/YARDS	68/680	76/747
FUMBLES/LOST	28/8	27/11
TOUCHDOWNS	49	30
Rushing/Passing	18/26	10/13
Defensive/Kicking Game	4/1	6/1
SAFETIES	1	0

SCORE BY PERIODS	1	2	3	4	Total
CHIEFS TOTAL	87	143	83	95	408
Opp. Total	61	91	36	66	254

## INDIVIDUAL STATISTICS

PASSING									
	Att.	Cmp.	Yds.	Pct.	TD	Int	LG	Rating	
Dawson	357	206	2651	57.7	24	17	71	83.5	
Lee	19	6	105	31.6	1	2	29	29.6	
Garrett	4	1	17	25.0	1	0	17	84.4	
Others	2	0	0	0.0	0	0	0	39.6	
CHIEFS TOTAL	382	213	2773	55.8	26	26	71	73.2	
Opp. Total	462	229	2536	49.6	13	31	76	47.7	

PASS RECEIVING					
	No.	Yds.	Avg.	LG	TD
Taylor	59	958	16.2	71	11
Garrett	46	261	5.7	34	1
McClinton	26	219	8.4	25	1
Burford	25	389	15.6	55	3
Arbanas	20	295	14.8	43	5
G. Thomas	13	99	7.6	27	2
Richardson	12	312	26.0	56	2
Coan	5	41	8.2	24	0
Pitts	4	131	32.8	59	1
Carolan	2	26	13.0	23	0
N. Smith	1	42	42.0	42	0
CHIEFS TOTAL	213	2773	13.0	71	26
Opp. Total	229	2536	11.1	76	13

RUSHING					
	No.	Yds.	Avg.	LG	TD
Garrett	236	1087	4.6	58	9
McClinton	97	392	4.0	34	2
Coan	63	275	4.4	38	4
G. Thomas	35	133	3.8	19	1
Dawson	20	68	3.4	24	0
Taylor	5	29	5.8	24	1
Pitts	3	19	6.3	15	1
Wilson	1	10	10.0	10	0
N. Smith	1	8	8.0	8	0
Lee	1	-3	-3.0	-3	0
CHIEFS TOTAL	462	2018	4.5	58	18
Opp. Total	343	1408	4.1	67	10

## TEAM LEADERS

Scoring: Jan Stenerud	108 pts: 45 PATs, 21 FGs
INTs: Fletcher Smith	6-150 yds., 0 TDs
Punting: Jerrel Wilson	41-1739 yds., 42.4 avg., 59 LG
Punt Returns: Noland Smith	26-212 yds., 8.2 avg., 0 TDs
Kickoff Returns: Noland Smith	41-1148 yds., 28.0 avg., 1 TD

1966

## KANSAS CITY CHIEFS



11-2-1 • 1st AFL West • Hank Stram

## Preseason (4-0)

8/6	W	32-30	at Denver	17,771
8/12	W	33-0	at Miami	34,277
8/20	W	31-21	San Diego (Anaheim, CA)	36,038
8/27	W	31-20	HOUSTON	25,270

## Regular Season (11-2-1)

9/11	W	42-20	at Buffalo	42,023
9/18	W	32-10	at Oakland	50,746
9/25	W	43-24	at Boston	22,641
10/2	L	14-29	BUFFALO	43,885
10/8	W	37-10	DENVER (Sat) (N)	33,929
10/16	L	13-34	OAKLAND	33,057
10/23	W	56-10	at Denver	26,196
10/30	W	48-23	HOUSTON	31,676
11/6	W	24-14	SAN DIEGO	40,986
11/13	W	34-16	MIAMI	34,063
11/20	T	27-27	BOSTON	41,475
11/27	W	32-24	at N.Y. Jets	60,318
12/11	W	19-18	at Miami	17,881
12/18	W	27-17	at San Diego	28,348

## AFL Championship Game

1/1	W	31-7	at Buffalo	42,080
-----	---	------	------------	--------

## Super Bowl I

1/15	L	10-35	Green Bay (Los Angeles, CA)	61,946
------	---	-------	-----------------------------	--------

## REGULAR STARTERS

OFFENSE		DEFENSE	
WR	Chris Burford	LE	Jerry Mays
LT	Jim Tyrer	LT	Andy Rice
LG	Ed Budde		Ed Lothamer
C	Jon Gilliam	RT	Buck Buchanan
	Wayne Frazier	RE	Chuck Hurston
RG	Curt Merz	LLB	Bobby Bell
RT	Dave Hill	MLB	Sherrill Headrick
TE	Fred Arbanas	RLB	E.J. Holub
WR	Otis Taylor	LCB	Fred Williamson
QB	Len Dawson	RCB	Willie Mitchell
RB	Mike Garrett	SS	Bobby Hunt
RB	Curtis McClinton	FS	Johnny Robinson
K	Mike Mercer	P	Jerrel Wilson
	Tommy Brooker		

ALL-STARS IN BOLD



## AMERICAN FOOTBALL LEAGUE

## Western Division

	W	L	T	Pct.
Kansas City	11	2	1	.846
Oakland	8	5	1	.615
San Diego	7	6	1	.538
Denver	4	10	0	.286

## Eastern Division

	W	L	T	Pct.
Buffalo	9	4	1	.692
Boston	8	4	2	.667
N.Y. Jets	6	6	2	.500
Houston	3	11	0	.214
Miami	3	11	0	.214

## AFL Championship

Kansas City 31, Buffalo 7

## NFL Championship

Green Bay 34, Dallas 27

## Super Bowl I

Green Bay 35, Kansas City 10



## NATIONAL FOOTBALL LEAGUE

## Western Conference

	W	L	T	Pct.
Green Bay	12	2	0	.857
Baltimore	9	5	0	.643
Los Angeles	8	6	0	.571
San Francisco	6	6	2	.500
Chicago	5	7	2	.417
Detroit	4	9	1	.308
Minnesota	4	9	1	.308

## Eastern Conference

	W	L	T	Pct.
Dallas	10	3	1	.769
Cleveland	9	5	0	.643
Philadelphia	9	5	0	.643
St. Louis	8	5	1	.615
Washington	7	7	0	.500
Pittsburgh	5	8	1	.385
Atlanta	3	11	0	.214
N.Y. Giants	1	12	1	.077

## TEAM STATISTICS

	CHIEFS	OPP.
TOTAL FIRST DOWNS	266	222
Rushing/Passing/Penalty	106/140/20	75/125/22
TOTAL NET YARDS	5114	3970
Avg. Per Game	365.3	283.6
Total No. Plays	846	873
Avg. Per Play	6.0	4.6
NET YARDS RUSHING	2274	1356
Avg. Per Game	162.4	96.9
Total Rushes	439	353
Avg. Per Play	5.2	3.8
NET YARDS PASSING	2840	2614
Avg. Per Game	202.9	186.7
Sacked/Yards Lost	30/283	26/262
Gross Yards	3123	2616
Attempts/Completions	377/199	494/226
Pct. of Completions	52.8	45.8
Had Intercepted	15	33
PUNTS/AVERAGE	62/43.8	69/41.3
PUNT RETURNS/YARDS	31/276	36/359
KICKOFF RETURNS/YARDS	54/114	84/2045
PENALTIES/YARDS	61/680	56/592
FUMBLES/LOST	21/16	21/8
TOUCHDOWNS	55	32
Rushing/Passing	19/31	10/18
Defensive/Kicking Game	3/2	2/2
SAFETIES	0	0

SCORE BY PERIODS	1	2	3	4	Total
CHIEFS TOTAL	158	80	94	116	448
Opp. Total	33	115	50	78	276

## INDIVIDUAL STATISTICS

PASSING									
	Att.	Cmp.	Yds.	Pct.	TD	Int.	LG	Rating	
Dawson	284	159	2527	56.0	26	10	89	101.9	
Beathard	394	90	578	43.3	4	4	77	61.3	
Coan	1	1	18	100.0	1	0	18	158.3	
Garrett	1	0	0	0.0	0	0	0	39.6	
Taylor	1	0	0	0.0	0	1	0	0.0	
CHIEFS TOTAL	377	199	3123	52.8	31	15	89	91.3	
Opp. Total	494	226	2616	45.8	18	33	76	46.3	

PASS RECEIVING									
	No.	Yds.	Avg.	LG	TD				
Taylor	58	1297	22.4	89	8				
Burford	58	758	13.1	38	8				
Arbanas	22	305	13.9	36	4				
McClinton	19	285	15.0	68	5				
Coan	18	131	7.3	20	2				
Garrett	15	175	11.7	36	1				
Carolan	7	154	22.0	45	3				
Pitts	1	11	11.0	11	0				
Wilson	1	7	7.0	7	0				
CHIEFS TOTAL	199	3123	14.2	89	31				
Opp. Total	226	2614	11.5	76	18				

RUSHING									
	No.	Yds.	Avg.	LG	TD				
Garrett	147	801	5.5	77	6				
McClinton	140	540	3.9	49	4				
Coan	96	521	5.4	57	7				
Dawson	24	167	7.0	18	0				
Beathard	20	152	7.6	52	1				
G. Thomas	7	53	7.6	28	1				
Taylor	2	33	16.5	19	0				
Wilson	3	7	2.3	5	0				
CHIEFS TOTAL	439	2274	5.2	77	19				
Opp. Total	353	1356	3.8	41	10				

## TEAM LEADERS

Scoring: Mike Mercer	93 pts: 33 PATs, 20 FGs
INTs: Johnny Robinson	10-136 yds., 1 TD
Bobby Hunt	10-113 yds., 0 TDs
Punting: Jerrel Wilson	62-2715 yds., 43.8 avg., 69 LG
Punt Returns: Mike Garrett	17-139 yds., 8.2 avg., 1 TD
Kickoff Returns: Emmitt Thomas	29-673 yds., 23.2 avg., 0 TDs

1965

## KANSAS CITY CHIEFS



7-5-2 • 3rd AFL West • Hank Stram

## Preseason (3-2)

8/7	W	30-24	at Denver	17,077
8/15	L	10-31	SAN DIEGO	13,132
8/22	L	6-23	at Oakland	13,592
8/28	W	18-16	Buffalo (Wichita, KS)	8,630
9/4	W	34-7	BOSTON	15,157

## Regular Season (7-5-2)

9/12	L	10-37	at Oakland	18,659
9/18	W	14-10	at N.Y. Jets (Sat) (N)	53,658
9/26	T	10-10	at San Diego	28,126
10/3	W	27-17	BOSTON	26,773
10/10	W	31-23	at Denver	31,001
10/17	L	7-23	BUFFALO	26,941
10/24	L	36-38	at Houston	34,670
10/31	W	14-7	OAKLAND	18,354
11/7	L	10-13	N.Y. JETS	25,523
11/14	W	31-7	SAN DIEGO	21,968
11/21	T	10-10	at Boston	13,056
11/28	W	52-21	HOUSTON	16,459
12/12	L	25-34	at Buffalo	40,298
12/19	W	45-35	DENVER	14,421

## REGULAR STARTERS

## OFFENSE

WR	Chris Burford
LT	Jim Tyrer
LG	Ed Budde
C	Jon Gilliam
RG	Curt Merz
RT	Dave Hill
TE	Fred Arbanas
WR	Frank Jackson
QB	Len Dawson
RB	Mack Lee Hill
RB	Curtis McCClinton
K	Tommy Brooker

## DEFENSE

LE	Jerry Mays
LT	Ed Lothamer
RT	Buck Buchanan
RE	Mel Branch
LLB	Bobby Bell
MLB	Sherrill Headrick
RLB	E.J. Holub
LCB	Fred Williamson
RCB	Willie Mitchell
LS	Bobby Hunt
RS	Johnny Robinson
P	Jerrel Wilson

ALL-STARS IN BOLD



## AMERICAN FOOTBALL LEAGUE

## Western Division

	W	L	T	Pct.
San Diego	9	2	3	.818
Oakland	8	5	1	.615
Kansas City	7	5	2	.583
Denver	4	10	0	.286

## Eastern Division

	W	L	T	Pct.
Buffalo	10	3	1	.769
N.Y. Jets	5	8	1	.385
Boston	4	8	2	.333
Houston	4	10	0	.286

NFL Western Conference Playoff  
Green Bay 13, Baltimore 10 OT

## AFL Championship

Buffalo 23, San Diego 0

## NFL Championship

Green Bay 23, Cleveland 12



## NATIONAL FOOTBALL LEAGUE

## Western Conference

	W	L	T	Pct.
Green Bay	10	3	1	.769
Baltimore	10	3	1	.769
Chicago	9	5	0	.643
San Francisco	7	6	1	.538
Minnesota	7	7	0	.500
Detroit	6	7	1	.462
Los Angeles	4	10	0	.286

## Eastern Conference

	W	L	T	Pct.
Cleveland	11	3	0	.786
Dallas	7	7	0	.500
N.Y. Giants	7	7	0	.500
Washington	6	8	0	.429
Philadelphia	5	9	0	.357
St. Louis	5	9	0	.357
Pittsburgh	2	12	0	.143

## TEAM STATISTICS

	CHIEFS	OPP.
FIRST DOWNS	228	200
Rushing/Passing/Penalty	101/119/8	67/112/24
TOTAL NET YARDS	4290	3749
Avg. Per Game	306.4	267.8
Total Plays	833	847
Avg. Per Play	5.2	4.4
NET YARDS RUSHING	1736	1366
Avg. Per Game	124.0	97.6
Total Rushes	417	383
Avg. Per Play	4.2	3.6
NET YARDS PASSING	2554	2457
Avg. Per Game	182.4	175.5
Sacked/Yards Lost	343	299
Gross Yards	2897	2756
Attempts/Completions	409/200	438/203
Pct. of Completions	48.9	46.3
Had Intercepted	20	20
PUNTS/AVERAGE	72/44.6	82/44.3
PUNT RETURNS/YARDS	35/422	29/14.9
KICKOFF RETURNS/YARDS	46/1043	55/118.2
PENALTIES/YARDS	70/728	60/623
FUMBLES/LOST	33/21	25/13
TOUCHDOWNS	40	34
Rushing/Passing	15/22	14/18
Defensive/Kicking Game	2/1	0/2
SAFETIES	0	0

SCORE BY PERIODS	1	2	3	4	Total
CHIEFS TOTAL	90	81	37	114	322
Opp. Total	33	64	76	112	285

## INDIVIDUAL STATISTICS

## PASSING

	Att.	Cmp.	Yds.	Pct.	TD	Int	LG	Rating
Dawson	305	163	2262	53.4	21	14	67	81.3
Beathard	89	36	632	40.5	1	6	73	41.1
McClinton	15	0	0	0	0	0	0	38.6
CHIEFS TOTAL	395	199	2543	50.4	22	20	73	68.3
Opp. Total	438	203	2457	46.3	18	20	66	58.6

## PASS RECEIVING

	No.	Yds.	Avg.	LG	TD
Burford	47	575	12.2	57	6
McClinton	37	590	15.9	69	3
Jackson	28	440	15.7	73	1
Taylor	26	446	17.2	48	5
Arbanas	24	418	17.4	67	4
Hill	21	264	12.6	46	1
Coan	9	85	9.4	23	2
Carolan	6	65	10.8	14	0
Pitts.	1	11	11.0	11	0
CHIEFS TOTAL	199	2894	14.5	73	22
Opp. Total	203	2457	12.1	66	18

## RUSHING

	No.	Yds.	Avg.	LG	TD
McClinton	175	661	3.8	48	6
Hill	125	627	5.0	66	2
Dawson	43	142	3.3	40	2
Coan	45	137	3.0	21	1
Beathard	25	138	5.5	26	4
Taylor	2	17	8.5	15	0
Jackson	1	26	26.0	26	0
Wilson	2	4	2.0	3	0
CHIEFS TOTAL	418	1752	4.2	66	15
Opp. Total	383	1366	3.6	48	14

## TEAM LEADERS

Scoring: Tommy Brooker	76 pts: 37 PATs, 13 FGs
INTs: Fred Williamson	6-89 yds., 0 TDs
Punting: Jerrel Wilson	69-3132 yds., 45.4 avg., 64 LG
Punt Returns: Willie Mitchell	19-242 yds., 12.7 avg., 1 TD
Kickoff Returns: Bert Coan	19-479 yds., 25.2 avg., 0 TDs

1964

## KANSAS CITY CHIEFS



7-7 • 2nd AFL West • Hank Stram

## Preseason (4-1)

8/9	W	21-14	at Oakland	11,118
8/14	W	24-21	at Buffalo	17,738
8/22	L	14-26	SAN DIEGO	28,653
8/28	W	14-10	Denver (Ft. Worth, TX)	19,500
9/3	W	27-17	at Houston	17,450

## Regular Season (7-7)

9/13	L	17-34	at Buffalo	30,157
9/27	W	21-9	at Oakland	18,163
10/4	W	28-7	HOUSTON	22,727
10/11	L	27-33	at Denver	16,285
10/18	L	22-35	BUFFALO	20,904
10/23	L	7-24	at Boston (Fri) (N)	27,400
11/1	W	49-39	DENVER	15,053
11/8	W	42-7	OAKLAND	21,023
11/15	L	14-28	SAN DIEGO	19,792
11/22	W	28-19	at Houston	17,782
11/29	L	14-27	at N.Y. Jets	38,135
12/6	L	24-31	BOSTON	13,166
12/13	W	49-6	at San Diego	26,562
12/20	W	24-7	N.Y. JETS	14,316

## REGULAR STARTERS

OFFENSE			DEFENSE		
WR	Chris Burford		LE	Bobby Bell	
LT	Jim Tyrer		LT	Jerry Mays	
LG	Ed Budde		RT	Buck Buchanan	
C	Jon Gilliam		RE	Mel Branch	
RG	Al Reynolds		LLB	E.J. Holub	
	Curt Merz		MLB	Sherrill Headrick	
RT	Dave Hill		RLB	Walt Corey	
TE	Fred Arbanas		LCB	Duane Wood	
WR	Frank Jackson		RCB	Dave Grayson	
QB	Len Dawson				
RB	Mack Lee Hill		SS	Bobby Hunt	
	Jack Spikes		FS	Johnny Robinson	
RB	Curtis McClinton				
K	Tommy Brooker		P	Jerrel Wilson	

ALL-STAR IN BOLD

AMERICAN  
FOOTBALL LEAGUE

## Western Division

	W	L	T	Pct.
San Diego	8	5	1	.615
Kansas City	7	7	0	.500
Oakland	5	7	2	.471
Denver	2	11	1	.154

## Eastern Division

	W	L	T	Pct.
Buffalo	12	2	0	.857
Boston	10	3	1	.769
N.Y. Jets	5	8	1	.385
Houston	4	10	0	.286

## AFL Championship

Buffalo 20, San Diego 7

## NFL Championship

Cleveland 27, Baltimore 0

NATIONAL  
FOOTBALL LEAGUE

## Western Conference

	W	L	T	Pct.
Baltimore	12	2	0	.857
Green Bay	8	5	1	.615
Minnesota	8	5	1	.615
Detroit	7	5	2	.583
Los Angeles	5	7	2	.417
Chicago	5	9	0	.357
San Francisco	4	10	0	.286

## Eastern Conference

	W	L	T	Pct.
Cleveland	10	3	1	.769
St. Louis	9	3	2	.750
Philadelphia	6	8	0	.429
Washington	6	8	0	.429
Dallas	5	8	1	.385
Pittsburgh	5	9	0	.357
N.Y. Giants	2	10	2	.167

## TEAM STATISTICS

	CHIEFS	OPP.
TOTAL FIRST DOWNS	244	204
Rushing/Passing/Penalty	88/142/14	76/117/11
TOTAL NET YARDS	4710	3935
Avg. Per Game	336.4	281.1
Total Plays	871	856
Avg. Per Play	5.4	4.6
NET YARDS RUSHING	1839	1315
Avg. Per Game	131.4	93.9
Total Rushes	411	387
Avg. Per Play	4.5	3.4
NET YARDS PASSING	2871	2620
Avg. Per Game	205.1	187.1
Sacked/Yards Lost	44/450	28/279
Gross Yards	3321	2899
Attempts/Completions	412/228	443/218
Pct. of Completions	55.3	49.2
Had Intercepted	21	28
PUNTS/AVERAGE	78/42.6	78/40.7
PUNT RETURNS/YARDS	40/377	32/242
KICKOFF RETURNS/YARDS	58/1244	62/1449
PENALTIES/YARDS	56/604	47/460
FUMBLES/LOST	37/19	30/19
TOUCHDOWNS	49	38
Rushing/Passing	14/32	9/25
Defensive/Kicking Game	3/0	4/0
SAFETIES	0	0

SCORE BY PERIODS	1	2	3	4	Total
CHIEFS TOTAL	60	106	106	94	366
Opp. Total	70	72	84	80	306

## INDIVIDUAL STATISTICS

PASSING							
	Att.	Cmp.	Yds.	Pct.	TD	Int.	LG
Dawson	354	199	2879	56.2	30	18	72
E. Wilson	47	25	392	53.2	1	1	55
Beathard	9	4	50	44.4	1	2	22
Haynes	1	0	0	0.0	0	0	0
Spikes	1	0	0	0.0	0	0	0
CHIEFS TOTAL	412	228	2871	55.3	32	21	72
Opp. Total	443	218	2620	49.2	25	28	82

PASS RECEIVING							
	No.	Yds.	Avg.	LG	TD		
Jackson	62	943	15.2	72	9		
Burford	51	675	13.2	55	7		
Haynes	38	562	14.8	59	3		
Arbanas	34	686	20.2	68	8		
M. Hill	19	144	7.6	34	2		
McClinton	13	221	17.0	66	2		
Spikes	5	17	3.4	6	0		
Carolan	3	54	18.0	25	1		
Coan	2	8	4.0	4	0		
J. Wilson	1	11	11.0	11	0		
CHIEFS TOTAL	228	3321	14.5	72	32		
Opp. Total	218	2620	12.0	82	25		

RUSHING							
	No.	Yds.	Avg.	LG	TD		
Haynes	137	713	5.2	80	4		
M. Hill	105	567	5.4	71	4		
McClinton	72	252	3.5	30	1		
Spikes	34	113	3.3	13	0		
Dawson	39	95	2.4	18	2		
Coan	11	56	5.1	37	2		
Beathard	4	43	10.8	41	0		
Jackson	2	5	2.5	12	0		
E. Wilson	6	5	0.8	8	1		
J. Wilson	1	-10	-10.0	-10	0		
CHIEFS TOTAL	411	1839	4.5	80	14		
Opp. Total	387	1315	3.4	50	9		

## TEAM LEADERS

Scoring: Tommy Brooker	70 pts: 46 PATs, 8 FGs
INTs: Dave Grayson	7-187 yds., 0 TDs
Bobby Hunt	7-133 yds., 1 TD
Punting: Jerrel Wilson	78-3326 yds., 42.6 avg., 70 LG
Punt Returns: Willie Mitchell	18-167 yds., 9.3 avg., 0 TDs
Kickoff Returns: Dave Grayson	30-679 yds., 22.6 avg., 0 TDs



1963

## KANSAS CITY CHIEFS



5-7-2 • 3rd AFL West • Hank Stram

## Preseason (3-2)

8/3	L	14-26	at San Diego	25,862
8/9	W	17-13	BUFFALO	5,721
8/17	W	35-21	Oakland (Seattle, WA)	13,500
8/23	W	30-16	DENVER	6,865
8/30	L	17-23	HOUSTON (Wichita, KS)	11,000

## Regular Season (5-7-2)

9/7	W	59-7	at Denver (Sat) (N)	21,115
9/22	T	27-27	at Buffalo	33,487
9/29	L	10-24	at San Diego	22,654
10/6	W	28-7	HOUSTON	27,801
10/13	L	26-35	BUFFALO	25,519
10/20	L	17-38	SAN DIEGO	30,107
10/27	L	7-28	at Houston	26,331
11/3	L	7-10	at Oakland	18,919
11/8	L	7-22	OAKLAND (Fri) (N)	24,897
11/17	T	24-24	at Boston	17,270
12/1	L	0-17	at N.Y. Jets	18,824
12/8	W	52-21	DENVER	17,443
12/14	W	35-3	BOSTON (Sat)	12,598
12/22	W	48-0	N.Y. JETS	12,202

## REGULAR STARTERS

OFFENSE		DEFENSE	
WR	Chris Burford	LE	Bobby Bell
LT	Jim Tyrer	LT	Buck Buchanan
LG	Marvin Terrell		Paul Rochester
C	Jon Gilliam	RT	Jerry Mays
RG	Al Reynolds	RE	Mel Branch
	Curt Merz	LLB	E.J. Holub
RT	Dave Hill	MLB	Sherrill Headrick
	Charlie Diamond	RLB	Walt Corey
TE	Fred Arbanas	LCB	Duane Wood
WR	Frank Jackson	RCB	Dave Grayson
QB	Len Dawson	LS	Bobby Hunt
RB	Abner Haynes	RS	Johnny Robinson
RB	Curtis McClinton	P	Jerrel Wilson
K	Tommy Brooker		

ALL-STARS IN BOLD



## AMERICAN FOOTBALL LEAGUE

## Western Division

	W	L	T	Pct.
San Diego	11	3	0	.786
Oakland	10	4	0	.714
Kansas City	5	7	2	.471
Denver	2	11	1	.154

## Eastern Division

	W	L	T	Pct.
Boston	7	6	1	.583
Buffalo	7	6	1	.583
Houston	6	8	0	.429
N.Y. Jets	5	8	1	.385

## AFL Eastern Division Playoff

Boston 26, Buffalo 8

## AFL Championship

San Diego 51, Boston 10

## NFL Championship

Chicago 14, N.Y. Giants 10



## NATIONAL FOOTBALL LEAGUE

## Western Conference

	W	L	T	Pct.
Chicago	11	1	2	.917
Green Bay	11	2	1	.846
Baltimore	8	6	0	.571
Detroit	5	8	1	.385

	W	L	T	Pct.
Minnesota	5	8	1	.385
Los Angeles	5	9	0	.357
San Francisco	2	12	0	.143

## Eastern Conference

	W	L	T	Pct.
N.Y. Giants	11	3	0	.786
Cleveland	10	4	0	.714
St. Louis	9	5	0	.643
Pittsburgh	7	4	3	.636
Dallas	4	10	0	.286
Washington	3	11	0	.214
Philadelphia	2	10	2	.167

## TEAM STATISTICS

	CHIEFS	OPP.
TOTAL FIRST DOWNS	250	228
Rushing/Passing/Penalty	94/141/15	83/130/15
TOTAL NET YARDS	4348	4187
Avg. Per Game	310.6	299.1
Total Plays	872	856
Avg. Per Play	5.0	4.9
NET YARDS RUSHING	1697	1558
Avg. Per Game	121.2	111.3
Total Rushes	400	397
Avg. Per Play	4.2	3.9
NET YARDS PASSING	2651	2629
Avg. Per Game	189.4	187.8
Sacked/Yards Lost	34/332	35/300
Gross Yards	2983	2629
Attempts/Completions	439/231	428/218
Pct. of Completions	52.6	50.9
Had Intercepted	22	26
PUNTS/AVERAGE	62/43.1	70/40.2
PUNT RETURNS/YARDS	26/259	32/345
KICKOFF RETURNS/YARDS	47/1166	55/1322
PENALTIES/YARDS	52/605	47/411
FUMBLES/LOST	27/16	29/19
TOUCHDOWNS	46	33
Rushing/Passing	12/30	12/18
Defensive/Kicking Game	2/2	2/1
SAFETIES	1	2

SCORE BY PERIODS	1	2	3	4	Total
CHIEFS TOTAL	79	72	109	87	347
Opp. Total	29	107	51	76	263

## INDIVIDUAL STATISTICS

PASSING									
	Att.	Cmp.	Yds.	Pct.	TD	Int	LG	Rating	
Dawson.....	352	190	2389	54.0	26	19	82	77.6	
E. Wilson.....	82	39	537	47.6	3	2	48	71.4	
McClinton.....	2	1	33	50.0	1	0	33	135.4	
Haynes.....	2	1	24	50.0	0	0	24	93.8	
Spikes.....	1	0	0	0.0	0	1	0	0.0	
CHIEFS TOTAL.....	439	231	2651	52.6	30	22	82	72.9	
Opp. Total.....	428	218	2629	50.9	18	26	89	58.7	
PASS RECEIVING									
	No.	Yds.	Avg.	LG	TD				
Burford.....	68	824	12.1	69	9				
Jackson.....	50	785	15.7	82	8				
Arbanas.....	34	373	11.0	40	6				
Haynes.....	33	470	14.2	73	2				
McClinton.....	27	301	11.1	46	3				
Spikes.....	11	125	11.4	30	1				
Coan.....	2	35	17.5	31	0				
Brooker.....	2	32	16.0	16	0				
J. Wilson.....	2	21	10.5	15	0				
D. Johnson.....	2	17	8.5	11	1				
CHIEFS TOTAL.....	231	2983	12.9	82	30				
Opp. Total.....	218	2629	12.1	89	18				

## TEAM LEADERS

Scoring: Chris Burford	56 pts: 9 TDs, 1 PAT (2 pt)
INTs: Bobby Hunt	6-228 yds., 0 TDs
Punting: Jerrel Wilson	61-2628 yds., 43.1 avg., 72 LG
Punt Returns: Frank Jackson	11-95 yds., 8.6 avg., 0 TDs
Kickoff Returns: Dave Grayson	20-564 yds., 28.2 avg., 1 TD

1962

## DALLAS TEXANS

11-3 • 1st AFL West • Hank Stram



Preseason (2-3)				
8/4	W	13-3	Oakland (Lithonia, GA) . . . . .	8,000
8/11	L	0-17	at San Diego . . . . .	28,555
8/18	W	22-6	Oakland (Midland, TX) . . . . .	10,000
8/24	L	24-27 OT	Denver (Ft. Worth, TX) . . . . .	18,000
8/31	L	31-34	Houston (Miami, FL) . . . . .	27,530
Regular Season (11-3)				
9/8	W	42-28	BOSTON (Sat) (N) . . . . .	32,000
9/23	W	26-16	at Oakland . . . . .	12,500
9/30	W	41-21	BUFFALO . . . . .	25,500
10/7	L	28-32	at San Diego . . . . .	23,092
10/12	W	27-7	at Boston (Fri) (N) . . . . .	23,874
10/21	W	20-17	N.Y. TITANS . . . . .	17,814
10/28	W	31-7	at Houston . . . . .	31,750
11/4	L	6-14	HOUSTON . . . . .	29,017
11/11	W	52-31	at N.Y. Titans . . . . .	13,275
11/18	W	24-3	at Denver . . . . .	23,523
11/25	W	35-7	OAKLAND . . . . .	13,557
12/2	L	14-23	at Buffalo . . . . .	35,261
12/9	W	17-10	DENVER . . . . .	19,137
12/16	W	26-17	SAN DIEGO . . . . .	18,384
AFL Championship Game				
12/23	W	20-17 2 OT	at Houston . . . . .	37,981

## REGULAR STARTERS

OFFENSE		DEFENSE	
WR	Chris Burford	LE	Curt Merz
LT	Jim Tyrer	LT	Paul Rochester
LG	Marvin Terrell	RT	Jerry Mays
C	Jon Gilliam	RE	Mel Branch
RG	Al Reynolds	LLB	E.J. Holub
RT	Charlie Diamond	MLB	Sherrill Headrick
TE	Fred Arbanas	RLB	Walt Corey
WR	Frank Jackson	LCB	Duane Wood
QB	Len Dawson	RCB	Dave Grayson
RB	Abner Haynes	LS	Bobby Hunt
RB	Curtis McClinton	RS	Johnny Robinson
K	Tommy Brooker	P	Eddie Wilson

ALL-STARs IN BOLD

AMERICAN FOOTBALL LEAGUE					NATIONAL FOOTBALL LEAGUE				
Western Division					Western Conference				
	W	L	T	Pct.		W	L	T	Pct.
Dallas	11	3	0	.786	Baltimore	12	2	0	.857
Denver	7	7	0	.500	Green Bay	8	5	1	.615
San Diego	4	10	0	.286	Minnesota	8	5	1	.615
Oakland	1	13	0	.071	Detroit	7	5	2	.583
Eastern Division					Los Angeles	5	7	2	.417
	W	L	T	Pct.	Chicago	5	9	0	.357
Houston	11	3	0	.786	San Francisco	4	10	0	.286
Boston	9	4	1	.692	Eastern Conference				
Buffalo	7	6	1	.583		W	L	T	Pct.
N.Y. Titans	5	9	0	.357	Cleveland	10	3	1	.769
AFL Championship					St. Louis	9	3	2	.750
Dallas 20, Houston 17 2 OT					Philadelphia	6	8	0	.429
NFL Championship					Washington	6	8	0	.429
Green Bay 16, N.Y. Giants 7					Dallas	5	8	1	.385
					Pittsburgh	5	9	0	.357
					N.Y. Giants	2	10	2	.167

## TEAM STATISTICS

	TEXANS	OPP.
TOTAL FIRST DOWNS . . . . .	259	239
Rushing/Passing/Penalty . . . . .	119/125/15	76/143/20
TOTAL NET YARDS . . . . .	4862	3951
Avg. Per Game . . . . .	347.3	282.2
Total Plays . . . . .	840	848
Avg. Per Play . . . . .	5.8	4.7
NET YARDS RUSHING . . . . .	2407	1250
Avg. Per Game . . . . .	171.9	89.3
Total Rushes . . . . .	479	351
Avg. Per Play . . . . .	5.0	3.6
NET YARDS PASSING . . . . .	2455	2701
Avg. Per Game . . . . .	175.4	192.9
Sacked/Yards Lost . . . . .	37/369	27/252
Gross Yards . . . . .	2824	2953
Attempts/Completions . . . . .	322/195	469/239
Pct. of Completions . . . . .	60.6	51.0
Had Intercepted . . . . .	17	32
PUNTS/AVERAGE . . . . .	54/36.1	55/41.1
PUNT RETURNS/YARDS . . . . .	27/236	26/219
KICKOFF RETURNS/YARDS . . . . .	37/955	72/1592
PENALTIES/YARDS . . . . .	66/644	74/650
FUMBLES/LOST . . . . .	26/14	32/17
TOUCHDOWNS . . . . .	50	29
Rushing/Passing . . . . .	21/29	14/13
Defensive/Kicking Game . . . . .	0/0	1/1
SAFETIES . . . . .	0	0

SCORE BY PERIODS	1	2	3	4	Total
TEXANS TOTAL	103	96	61	129	389
Opp. Total	45	72	59	57	233

## INDIVIDUAL STATISTICS

PASSING									
	Att.	Cmp.	Yds.	Pct.	TD	Int	LG	Rating	
Dawson . . . . .	310	189	2759	61.0	29	17	92	98.4	
Wilson . . . . .	11	6	65	54.5	0	0	22	72.1	
Haynes . . . . .	1	0	0	0.0	0	0	0	39.6	
TEXANS TOTAL . . . . .	322	195	2455	60.6	29	17	92	92.3	
Opp. Total . . . . .	469	239	2701	51.0	13	32	62	49.6	

PASS RECEIVING									
	No.	Yds.	Avg.	LG	TD				
Burford . . . . .	45	645	14.4	49	12				
Haynes . . . . .	39	573	14.7	78	6				
Arbanas . . . . .	29	469	16.2	47	6				
McClinton . . . . .	29	333	11.5	24	0				
Miller . . . . .	23	277	12.0	39	0				
Jackson . . . . .	10	177	17.7	62	1				
Spikes . . . . .	10	132	13.2	35	1				
Saxton . . . . .	5	64	12.8	33	0				
Brooker . . . . .	4	138	34.5	92	3				
Robinson . . . . .	1	16	16.0	16	0				
TEXANS TOTAL . . . . .	195	2824	14.5	92	29				
Opp. Total . . . . .	239	2701	11.3	62	13				

RUSHING									
	No.	Yds.	Avg.	LG	TD				
Haynes . . . . .	221	1049	4.8	71	13				
McClinton . . . . .	111	604	5.4	69	2				
Dawson . . . . .	38	252	6.6	22	3				
Jackson . . . . .	47	251	5.3	35	3				
Spikes . . . . .	57	232	4.1	17	0				
Burford . . . . .	1	13	13.0	13	0				
Wilson . . . . .	1	5	5.0	5	0				
Saxton . . . . .	3	1	0.3	9	0				
TEXANS TOTAL . . . . .	479	2407	5.0	71	21				
Opp. Total . . . . .	351	1250	3.6	49	16				

## TEAM LEADERS

Scoring: Abner Haynes . . . . .	114 pts: 19 TDs, 0 PATs
INTs: Bobby Hunt . . . . .	8-101 yds., 0 TDs
Punting: Eddie Wilson . . . . .	47-1691 yds., 36.0 avg., 52 LG
Punt Returns: Frank Jackson . . . . .	11-117 yds., 10.6 avg., 0 TDs
Kickoff Returns: Dave Grayson . . . . .	18-535 yds., 29.7 avg., 0 TDs

1961

## DALLAS TEXANS



6-8 • 2nd AFL West • Hank Stram

## Preseason (4-1)

8/5	W	39-28	N.Y. Titans (Cobb Stadium, Dallas)	20,500
8/12	W	31-13	Denver (Midland, TX)	10,000
8/18	W	35-26	at Buffalo	33,376
8/25	W	29-27	Denver (Ft. Worth, TX)	20,000
9/3	L	10-31	at San Diego	15,232

## Regular Season (6-8)

9/10	L	10-26	SAN DIEGO	24,500
9/24	W	42-35	at Oakland	6,700
10/1	W	26-21	HOUSTON	28,000
10/8	W	19-12	at Denver	14,500
10/15	L	24-27	at Buffalo	20,678
10/22	L	7-38	at Houston	23,228
10/29	L	17-18	BOSTON	20,500
11/3	L	21-28	at Boston (Fri) (N)	25,063
11/12	L	20-30	BUFFALO	15,000
11/19	L	14-24	at San Diego	33,788
11/26	W	43-11	OAKLAND	14,500
12/3	L	7-28	at N.Y. Titans	14,117
12/10	W	49-21	DENVER	8,000
12/17	W	35-24	N.Y. TITANS	12,500

## REGULAR STARTERS

OFFENSE		DEFENSE	
WR	Chris Burford	LE	Paul Miller
LT	Charlie Diamond	LT	Paul Rochester
LG	Sid Fournet	RT	Ray Collins
C	Jim Barton	RE	Mel Branch
RG	Bill Krisher	LLB	E.J. Holub
RT	Jerry Cornelison	MLB	Sherrill Headrick
TE	Max Boydstrum	RLB	Smokey Stover
QB	Cotton Davidson	RLB	Walt Corey
LHB	Abner Haynes	LCB	Duane Wood
FB	Jack Spikes	RCB	David Webster
RHB	Johnny Robinson	LS	Don Flynn
K	Jack Spikes	RS	Jimmy Harris
		P	Cotton Davidson

ALL-STARS IN BOLD



## AMERICAN FOOTBALL LEAGUE

## Western Division

	W	L	T	Pct.
San Diego	12	2	0	.857
Dallas	6	8	0	.429
Denver	3	11	0	.214
Oakland	2	12	0	.143

## Eastern Division

	W	L	T	Pct.
Houston	10	3	1	.769
Boston	9	4	1	.692
N.Y. Titans	7	7	0	.500
Buffalo	6	8	0	.429

## AFL Championship

Houston 10, San Diego 3

## NFL Championship

Green Bay 37, N.Y. Giants 0



## NATIONAL FOOTBALL LEAGUE

## Western Conference

	W	L	T	Pct.
Green Bay	11	3	0	.786
Detroit	8	5	1	.615
Baltimore	8	6	0	.571
Chicago	8	6	0	.571
San Francisco	7	6	1	.538
Los Angeles	4	10	0	.286
Minnesota	3	11	0	.214

## Eastern Conference

	W	L	T	Pct.
N.Y. Giants	10	3	1	.769
Philadelphia	10	4	0	.714
Cleveland	8	5	1	.615
St. Louis	7	7	0	.500
Pittsburgh	6	8	0	.429
Dallas	4	9	1	.308
Washington	1	12	1	.077

## TEAM STATISTICS

	TEXANS	OPP.
TOTAL FIRST DOWNS	247	248
Rushing/Passing/Penalty	112/122/13	89/139/20
TOTAL NET YARDS	4759	4302
Avg. Per Game	339.9	307.3
Total Plays	862	884
Avg. Per Play	5.5	4.9
NET YARDS RUSHING	2183	1525
Avg. Per Game	155.9	108.9
Total Rushes	439	410
Avg. Per Play	5.0	3.7
NET YARDS PASSING	2576	3077
Avg. Per Game	184.0	219.8
Sacked/Yards Lost	24/239	34/300
Gross Yards	2815	3377
Attempts/Completions	399/177	439/219
Pct. of Completions	44.4	49.9
Had Intercepted	27	25
PUNTS/AVERAGE	62/40.0	63/41.7
PUNT RETURNS/YARDS	26/219	17/176
KICKOFF RETURNS/YARDS	53/1465	65/1249
PENALTIES/YARDS	89/875	62/619
FUMBLES/LOST	32/18	31/18
TOUCHDOWNS	45	44
Rushing/Passing	23/18	18/21
Defensive/Kicking Game	1/1	2/3
SAFETIES	0	0

SCORE BY PERIODS	1	2	3	4	Total
TEXANS TOTAL	77	87	87	83	334
Opp. Total	36	127	41	139	343

## INDIVIDUAL STATISTICS

	PASSING							
	Att.	Cmp.	Yds.	Pct.	TD	Int	LG	Rating
Davidson	330	151	2445	45.8	17	23	71	59.3
Duncan	67	25	361	37.3	1	3	47	41.9
Jackson	2	1	9	50.0	0	1	9	22.9

TEXANS TOTALS	399	177	2576	44.4	18	27	71	52.7
Opp. Total	439	219	2777	49.9	20	25	80	61.6

	PASS RECEIVING					
	No.	Yds.	Avg.	LG	TD	
Burford	51	850	16.7	54	5	
Robinson	35	601	17.2	71	5	
Haynes	34	558	16.4	69	3	
Dickinson	14	209	14.9	48	2	
Jackson	13	171	13.2	52	2	
Boydston	12	167	13.9	24	1	
Spikes	8	136	17.0	46	0	
Romeo	7	89	12.7	20	0	
Pricer	2	21	10.5	11	0	
Barnes	1	13	13.0	13	0	

TEXANS TOTALS	177	2815	16.6	71	18	
Opp. Total	219	2777	12.7	80	20	

	RUSHING				
	No.	Yds.	Avg.	LG	TD
Haynes	179	841	4.7	59	9
Jackson	65	386	5.9	49	3
Spikes	39	334	8.6	74	5
Dickinson	71	263	3.7	65	3
Robinson	52	200	3.9	45	2
Davidson	21	123	5.9	40	1
Duncan	5	42	8.5	19	0
Pricer	5	13	2.6	5	0
Gilliam	1	-6	-6.0	-6	0
Burford	1	-13	-13.0	-13	0

TEXANS TOTALS	439	2183	4.9	74	23
Opp. Total	410	1525	3.7	87	18

## TEAM LEADERS

Scoring: Jack Spikes	54 pts: 5 TDs, 10 PATs, 4 FGs
INTs: David Webster	5-50 yds., 0 TDs
Punting: Cotton Davidson	61-2479 yds., 40.6 avg., 62 LG
Punt Returns: Abner Haynes	19-196 yds., 10.3 avg., 0 TDs
Kickoff Returns: Dave Grayson	16-453 yds., 28.3 avg., 0 TDs

1960

## DALLAS TEXANS



8-6 • 2nd AFL West • Hank Stram

## Preseason (6-0)

7/31	W	20-13	at Oakland	13,000
8/6	W	27-10	Houston (Tulsa, OK)	12,000
8/14	W	24-14	at Boston	11,000
8/20	W	38-14	N.Y. Titans (Abilene, TX)	8,000
8/27	W	48-0	Denver (Little Rock, AR)	5,500
9/2	W	24-3	HOUSTON	51,000

## Regular Season (8-6)

9/10	L	20-21	at L.A. Chargers (Sat) (N)	17,724
9/16	W	34-16	at Oakland (Fri) (N)	8,021
9/25	W	17-0	L.A. CHARGERS	42,000
10/2	L	35-37	N.Y. TITANS	37,500
10/9	L	19-20	OAKLAND	21,000
10/16	L	10-20	at Houston	19,026
10/30	W	17-14	at Denver	13,102
11/6	W	45-28	at Buffalo	19,610
11/13	W	34-7	DENVER	21,000
11/18	L	14-42	at Boston (Fri) (N)	14,721
11/24	L	35-41	at N.Y. Titans (Thur) (Thinks)	14,344
12/4	W	24-0	HOUSTON	20,000
12/11	W	34-0	BOSTON	12,000
12/18	W	24-7	BUFFALO	18,000

## REGULAR STARTERS

OFFENSE		DEFENSE	
WR	Chris Burford	LE	Paul Miller
LT	Charlie Diamond	LT	Walter (Buffalo) Napier
LG	Sid Fournet	RT	Ray Collins
C	Jim Barton	RE	Mel Branch
RG	Bill Krisher	LLB	Ted Greene
RT	Jerry Cornelison	MLB	Sherrill Headrick
TE	Bob Bryant	RLB	Smokey Stover
	Max Boydstrum		Walt Corey
QB	Cotton Davidson	LCB	Duane Wood
LHB	Abner Haynes	RCB	David Webster
FB	Jack Spikes	LS	Don Flynn
RHB	Johnny Robinson	RS	Jimmy Harris
K	Jack Spikes	P	Cotton Davidson

## ALL-AFL IN BOLD\*

\*As selected by The Sporting News. No AFL All-Star game was played following the league's initial season in 1960.

AMERICAN  
FOOTBALL LEAGUE

## Western Division

	W	L	T	Pct.
L.A. Chargers	10	4	0	.714
Dallas	8	6	0	.571
Oakland	6	8	0	.429
Denver	4	9	1	.308

## Eastern Division

	W	L	T	Pct.
Houston	10	4	0	.714
N.Y. Titans	7	7	0	.500
Buffalo	5	8	1	.385
Boston	5	9	0	.357

## AFL Championship

Houston 24, L.A. Chargers 16

## NFL Championship

Philadelphia 17, Green Bay 13

NATIONAL  
FOOTBALL LEAGUE

## Western Conference

	W	L	T	Pct.
Green Bay	8	4	0	.667
Detroit	7	5	0	.583
San Francisco	7	5	0	.583
Baltimore	6	6	0	.500
Chicago	5	6	1	.455
L.A. Rams	4	7	1	.364
Dallas	0	11	1	.000

## Eastern Conference

	W	L	T	Pct.
Philadelphia	10	2	0	.833
Cleveland	8	3	1	.727
N.Y. Giants	6	4	2	.600
St. Louis	6	5	1	.545
Pittsburgh	5	6	1	.455
Washington	1	9	2	.100

## TEAM STATISTICS

	TEXANS	OPP.
TOTAL FIRST DOWNS	272	253
Rushing/Passing/Penalty	119/136/17	76/147/30
TOTAL NET YARDS	4645	3982
Avg. Per Game	331.8	284.4
Total Plays	918	924
Avg. Per Play	5.1	4.3
NET YARDS RUSHING	1814	980
Avg. Per Game	129.6	70.0
Total Rushes	483	421
Avg. Per Play	3.8	2.3
*NET YARDS PASSING	2634	2644
Avg. Per Game	188.1	188.9
Yards Lost Att. to Pass	197	358
Gross Yards	2831	3002
Attempts/Completions	435/209	503/261
Pct. of Completions	48.0	51.9
Had Intercepted	19	32
PUNTS/AVERAGE	61/39.3	79/36.9
PUNT RETURNS/YARDS	33/496	27/151
KICKOFF RETURNS/YARDS	41/845	55/1330
PENALTIES/YARDS	80/743	59/569
FUMBLES/LOST	30/18	34/16
TOUCHDOWNS	46	35
Rushing/Passing	24/16	14/19
Defensive/Kicking Game	5/1	1/1
SAFETIES	0	0

SCORE BY PERIODS	1	2	3	4	Total
TEXANS TOTAL	61	106	68	127	362
Opp. Total	69	68	59	57	253

\*Reflects yards lost attempting to pass.

## INDIVIDUAL STATISTICS

	PASSING							Rating
	Att.	Cmp.	Yds.	Pct.	TD	Int	LG	
Davidson.....	379	179	2474	47.2	15	16	74	64.5
Enis.....	54	30	357	55.6	1	2	39	66.9
Haynes.....	1	0	0	0.0	0	0	0	39.6
Robinson.....	1	0	0	0.0	0	1	0	0.0
TEXANS TOTALS.....	435	209	2831	48.0	16	19	74	63.2
Opp. Total.....	406	209	2703	51.5	11	27	46	83.8
	PASS RECEIVING							TD
	No.	Yds.	Avg.	LG	TD			
Haynes.....	55	576	10.5	34	3			
Burford.....	46	789	17.2	57	5			
Robinson.....	41	611	14.9	74	4			
Boydston.....	29	357	12.3	25	3			
Spikes.....	11	158	14.4	25	0			
Johnson.....	10	174	17.4	36	1			
Bernet.....	4	49	12.3	15	0			
Dickinson.....	3	38	12.7	21	0			
Davidson.....	1	-1	-1.0	-1	0			
TEXANS TOTALS.....	209	2831	13.5	74	16			
Opp. Total.....	261	3002	11.5	46	19			

	RUSHING					TD
	No.	Yds.	Avg.	LG		
Haynes	156	875	5.6	67	9	
Robinson	98	458	4.7	49	4	
Spikes	115	457	4.0	36	5	
Dickinson	35	143	4.1	31	1	
Johnson	23	43	1.9	8	1	
*Enis	12	-12	-1.0	11	3	
*Davidson	31	-122	-3.9	7	1	
Others	13	-28	-2.2	—	0	
TEXANS TOTALS	483	1814	3.8	67	24	
Opp. Total	421	980	2.3	33	14	

\*Yards lost attempting to pass (sack yards) were counted as negative rushing yards during the AFL's inaugural season.

## TEAM LEADERS

Scoring:	Jack Spikes	104 pts: 5 TDs, 35 PATs, 13 FGs
INTs:	David Webster	6-156 yds., 2 TDs
Punting:	Cotton Davidson	58-2287 yds., 39.4 avg., 62 LG
Punt Returns:	Abner Haynes	14-215 yds., 15.4 avg., 0 TDs
Kickoff Returns:	Abner Haynes	19-434 yds., 22.8 avg., 0 TDs

# ALL-TIME ATTENDANCE



Year	HOME ATTENDANCE		
	Preseason	Regular Season	Total
1960	51,000	171,500	222,500
1961	20,500	123,000	143,500
1962	(none)	155,409	155,409
1963	12,856	150,567	163,423
1964	28,653	126,881	155,534
1965	28,289	150,449	178,738
1966	25,270	259,071	284,341
1967	33,041	315,006	348,047
1968	91,231	338,911	430,142
1969	75,300	345,519	420,819
1970	38,341	354,481	392,822
1971	111,796	351,705	463,501
1972	312,428	509,291	821,719
1973	282,747	459,519	742,266
1974	167,384	413,714	581,098
1975	148,068	424,265	572,333
1976	120,281	378,011	498,292
1977	121,931	357,393	479,324
1978	81,976	342,863	424,839
1979	76,792	451,583	528,375
1980	77,934	410,486	488,420
1981	83,649	506,634	590,283
1982	82,205	123,042	205,247
1983	66,955	379,794	446,749
1984	67,304	396,051	463,355
1985	73,780	360,158	433,938
1986	69,978	385,335	455,313
1987	83,051	282,018	365,069
1988	68,830	406,249	475,079
1989	77,925	487,056	564,981
1990	83,254	560,193	643,447
1991	113,358	598,094	711,452
1992	137,038	581,924	718,962
1993	146,580	606,222	752,802
1994	145,846	613,870*	759,716
1995	147,036	625,936*	772,972
1996	151,499	610,617*	762,116
1997	149,698	610,192*	759,890
1998	140,580	589,038**	729,618
1999	151,444	629,545**	780,989
2000	151,802	631,365	783,167
2001	153,348	617,488	770,836
2002	146,916	625,503	772,419
2003	149,464	627,840	777,304
2004	151,514	623,008	774,522
2005	150,331	623,325	773,656
2006	145,197	623,275	768,472
2007	142,500	614,217	756,717
2008	135,889	592,622	728,511
2009	131,334	540,114	671,448
2010	128,652	541,380	670,032
2011	135,374	576,659	712,033
2012	128,082	548,070	676,152
2013	129,487	602,877	732,364

**TOTALS 5,925,718 24,157,835 30,083,553**

HOME PLAYOFF GAMES: 1971 - Miami (50,374);  
1991 - L.A. Raiders (75,827); 1993 - Pittsburgh (74,515);  
1995 - Indianapolis (77,594); 1997 - Denver  
(76,965); 2003 - Indianapolis (79,159); 2010 -  
Baltimore (72,190).

TOTAL HOME PLAYOFF ATTENDANCE:  
506,624

SUPER BOWL I ATTENDANCE (Jan. 15, 1967):  
61,946

SUPER BOWL IV ATTENDANCE (Jan. 11, 1970):  
80,998

TOTAL 23-GAME PLAYOFF ATTENDANCE:  
1,505,442

**\*Led NFL \*\*Led NFL in paid attendance**

**Note:** Paid attendance became NFL standard in  
'98.

Year	ROAD ATTENDANCE		
	Preseason	Regular Season	Total
1960	49,500	110,321	159,821
1961	78,608	138,111	216,719
1962	92,085	163,727	255,812
1963	50,362	151,391	201,753
1964	65,806	175,302	241,108
1965	39,299	219,668	258,967
1966	90,175	248,153	338,328
1967	176,813	277,459	454,272
1968	122,233	282,863	405,096
1969	151,825	312,502	464,327
1970	333,210	355,837	689,047
1971	161,265	417,131	578,396
1972	98,976	424,802	523,778
1973	106,954	344,453	451,407
1974	88,716	320,672	409,388
1975	110,785	325,951	436,736
1976	79,098	326,374	405,472
1977	85,572	369,485	455,057
1978	93,496	432,554	526,050
1979	93,572	414,784	508,356
1980	68,687	397,275	465,962
1981	69,384	455,301	524,685
1982	86,511	290,799	377,310
1983	98,973	414,394	513,367
1984	52,944	483,068	536,012
1985	77,616	452,300	529,916
1986	78,250	470,670	548,920
1987	116,326	375,074	491,400
1988	55,730	415,291	471,021
1989	119,871	448,002	567,873
1990	105,722	446,789	552,511
1991	86,391	483,397	569,788
1992	92,454	451,620	544,074
1993	98,567	511,814	610,381
1994	136,499	544,122	680,621
1995	76,971	511,326	588,297
1996	96,239	462,935	559,174
1997	119,147	532,485	651,632
1998	146,670	516,071	662,741
1999	102,937	495,686	598,623
2000	132,283	483,907	616,190
2001	114,086	503,189	617,275
2002	112,147	540,674	652,821
2003	127,591	536,032	663,623
2004	137,633	527,720	665,353
2005	128,905	557,385	686,290
2006	146,332	544,237	690,569
2007	135,025	529,454	664,479
2008	120,940	549,606	670,546
2009	109,398	509,419	618,817
2010	107,112	528,400	635,512
2011	138,245	530,547	668,792
2012	121,271	491,973	613,244
2013	123,932	515,130	639,062

**TOTALS 5,809,139 22,317,632 28,126,771**

AWAY PLAYOFF GAMES: 1962 - Houston  
(37,981);

1966 - Buffalo (42,080); 1968 - Oakland (54,444);  
1969 - N.Y. Jets (62,977); Oakland (54,443);  
1986 - N.Y. Jets (69,307); 1990 - Miami  
(67,276);

1991 - Buffalo (80,182); 1992 - San Diego  
(58,278);

1993 - Houston (64,011); Buffalo (76,642);  
1994 - Miami (67,487); 2006 - Indianapolis  
(57,215); 2013 - Indianapolis (63,551).

TOTAL AWAY PLAYOFF ATTENDANCE: 855,874



## ATTENDANCE RECORDS

### LARGEST CROWD – REGULAR SEASON

Home – Chiefs vs. Seattle	Road – Chiefs at Cleveland
October 2, 2000 – 82,893*	October 8, 1972 – 83,819
Chiefs vs. Oakland	
November 5, 1972 – 82,094	

### LARGEST CROWD – POSTSEASON

Chiefs vs. Vikings at New Orleans
January 11, 1970 – 80,998

### LARGEST CROWD – PRESEASON

Chiefs vs. Dallas at Arrowhead
September 2, 1972 – 79,592

\*Arrowhead Stadium Attendance: 78,502; Kauffman Stadium Attendance: 4,391

## REGULAR SEASON HOME/ROAD RECORDS

### HOME RECORD

Year	W	L	T	Pct.	Year	W	L	T	Pct.	Year	W	L	T	Pct.
1960	5	2	0	.714	1978	3	5	0	.375	1996	5	3	0	.625
1961	4	3	0	.571	1979	3	5	0	.375	1997	8	0	0	1.000
1962	6	1	0	.857	1980	3	5	0	.375	1998	5	3	0	.625
1963	4	3	0	.571	1981	5	3	0	.625	1999	6	2	0	.750
1964	4	3	0	.571	1982	2	2	0	.500	2000	5	3	0	.625
1965	5	2	0	.714	1983	5	3	0	.625	2001	3	5	0	.375
1966	4	2	1	.643	1984	5	3	0	.625	2002	6	2	0	.750
1967	4	3	0	.571	1985	5	3	0	.625	2003	8	0	0	1.000
1968	6	1	0	.857	1986	6	2	0	.750	2004	4	4	0	.500
1969	6	1	0	.857	1987	3	4	0	.429	2005	7	1	0	.875
1970	4	1	2	.727	1988	4	4	0	.500	2006	6	2	0	.750
1971	7	0	0	1.000	1989	5	3	0	.625	2007	2	6	0	.250
1972	3	4	0	.429	1990	6	2	0	.750	2008	1	7	0	.125
1973	5	1	1	.786	1991	6	2	0	.750	2009	1	7	0	.125
1974	1	6	0	.143	1992	7	1	0	.875	2010	7	1	0	.875
1975	3	4	0	.429	1993	7	1	0	.875	2011	3	5	0	.375
1976	1	6	0	.143	1994	5	3	0	.625	2012	1	7	0	.125
1977	1	6	0	.143	1995	8	0	0	1.000	2013	5	3	0	.625

### ROAD RECORD

Year	W	L	T	Pct.	Year	W	L	T	Pct.	Year	W	L	T	Pct.
1960	3	4	0	.429	1978	1	7	0	.125	1996	4	4	0	.500
1961	2	5	0	.286	1979	4	4	0	.500	1997	5	3	0	.625
1962	5	2	0	.714	1980	5	3	0	.625	1998	2	6	0	.250
1963	1	4	2	.286	1981	4	4	0	.500	1999	3	5	0	.375
1964	3	4	0	.429	1982	1	4	0	.286	2000	2	6	0	.250
1965	2	3	2	.429	1983	1	7	0	.125	2001	3	5	0	.375
1966	7	0	0	1.000	1984	3	5	0	.375	2002	2	6	0	.250
1967	5	2	0	.714	1985	1	7	0	.125	2003	5	3	0	.625
1968	6	1	0	.857	1986	4	4	0	.500	2004	3	5	0	.375
1969	5	2	0	.714	1987	1	7	0	.125	2005	3	5	0	.375
1970	3	4	0	.429	1988	0	7	1	.063	2006	3	5	0	.375
1971	3	3	1	.500	1989	3	4	1	.438	2007	2	6	0	.250
1972	5	2	0	.714	1990	5	3	0	.625	2008	1	7	0	.125
1973	2	4	1	.357	1991	4	4	0	.500	2009	3	5	0	.375
1974	4	3	0	.571	1992	3	5	0	.375	2010	3	5	0	.375
1975	2	5	0	.286	1993	4	4	0	.500	2011	4	4	0	.500
1976	4	3	0	.571	1994	4	4	0	.500	2012	1	7	0	.125
1977	1	6	0	.143	1995	5	3	0	.625	2013	6	2	0	.750

### 54-YEAR TOTALS

	W	L	T	Pct.		W	L	T	Pct.
Home Games	244	161	4	.601	Playoff Games — Home	2	5	0	.286
Road Games	171	232	8	.426	Playoff Games — Road	5	9	0	.357
<b>Regular Season Totals</b>	<b>415</b>	<b>393</b>	<b>12</b>	<b>.513</b>	Super Bowls	1	1	0	.500
<b>Regular and Postseason Totals</b>	<b>423</b>	<b>408</b>	<b>12</b>	<b>.509</b>	Postseason Totals	8	15	0	.348

CHIEFS VS. AFC WEST							
Year	Den	Oak/L.A.	S.D.	Sea	Home	Road	Total
1970	1-1	0-1-1	1-1	—	2-0-1	0-3	2-3-1
1971	2-0	1-0-1	1-1	—	3-0	1-1-1	4-1-1
1972	2-0	1-1	1-1	—	2-1	2-1	4-2
1973	1-1	1-1	2-0	—	3-0	1-2	4-2
1974	1-1	0-2	1-1	—	0-3	2-1	2-4
1975	1-1	1-1	1-1	—	1-2	1-2	3-3
1976	0-2	0-2	1-1	—	0-3	*2-2	*2-5
1977	0-2	0-2	1-1	0-1	0-4	1-2	1-6
1978	0-2	0-2	1-1	0-2	1-3	0-4	1-7
1979	0-2	2-0	0-2	2-0	2-2	2-2	4-4
1980	2-0	1-1	0-2	1-1	1-3	3-1	4-4
1981	1-1	2-0	0-2	2-0	3-1	2-2	5-3
1982	1-0	0-1	1-0	0-0	1-1	1-0	2-1
1983	1-1	0-2	0-2	1-1	2-2	0-4	2-6
1984	1-1	0-2	2-0	1-1	3-1	1-3	4-4
1985	0-2	1-1	1-1	1-1	3-1	0-4	3-5
1986	1-1	1-1	2-0	1-1	3-1	2-2	5-3
1987	0-2	1-1	1-1	1-1	3-1	0-4	3-5
1988	1-1	0-2	0-2	1-1	2-2	0-4	2-6
1989	0-2	1-1	0-2	2-0	2-2	1-3	3-5
1990	1-1	2-0	2-0	0-2	3-1	2-2	5-3
1991	0-2	2-0	2-0	2-0	3-1	3-1	6-2
1992	1-1	1-1	2-0	2-0	4-0	2-2	6-2
1993	1-1	2-0	2-0	2-0	4-0	3-1	7-1
1994	1-1	2-0	0-2	1-1	2-2	2-2	4-4
1995	2-0	2-0	2-0	2-0	4-0	4-0	8-0
1996	1-1	1-1	0-2	2-0	3-1	1-3	4-4
1997	1-1	2-0	2-0	2-0	4-0	3-1	7-1
1998	0-2	2-0	1-1	1-1	3-1	1-3	4-4
1999	2-0	1-1	1-1	0-2	2-2	2-2	4-4
2000	2-0	0-2	1-1	2-0	3-1	2-2	5-3
2001	1-1	0-2	2-0	1-1	3-1	1-3	4-4
2002	0-2	1-1	1-1	—	2-1	0-3	2-4
2003	1-1	2-0	2-0	—	3-0	2-1	5-1
2004	1-1	2-0	0-2	—	2-1	1-2	3-3
2005	1-1	2-0	1-1	—	3-0	1-2	4-2
2006	1-1	2-0	1-1	—	3-0	1-2	4-2
2007	0-2	1-1	1-1	—	0-3	2-1	2-4
2008	1-1	1-1	0-2	—	1-2	1-2	2-4
2009	1-1	1-1	0-2	—	0-3	2-1	2-4
2010	1-1	0-2	1-1	—	2-1	0-3	2-4
2011	1-1	1-1	1-1	—	1-2	2-1	3-3
2012	0-2	0-2	0-2	—	0-3	0-3	0-6
2013	0-2	2-0	0-2	—	1-2	1-2	2-4

\*Includes a win over Tampa Bay, who was an AFC West member in '76.  
**NOTE:** Chart begins in 1970 when AFC West was formed with AFL-NFL merger. Includes only regular season contests.

## CHIEFS VS. NFC

OVERALL RECORD					HOME RECORD					ROAD RECORD				
Year	W	L	T	Pct.	Year	W	L	T	Pct.	Year	W	L	T	Pct.
1970	0	2	1	.167	1970	0	1	1	.250	1970	0	1	0	.000
1971	2	1	0	.667	1971	1	0	0	1.000	1971	1	1	0	.500
1972	2	1	0	.667	1972	0	1	0	.000	1972	2	0	0	1.000
1973	1	1	1	.500	1973	1	1	0	.500	1973	0	0	1	.500
1974	1	2	0	.333	1974	0	2	0	.000	1974	1	0	0	1.000
1975	2	1	0	.667	1975	1	1	0	.500	1975	1	0	0	1.000
1976	1	1	0	.500	1976	0	1	0	.000	1976	1	0	0	1.000
1977	1	1	0	.500	1977	1	0	0	1.000	1977	0	1	0	.000
1978	0	2	0	.000	1978	0	1	0	.000	1978	0	1	0	.000
1979	0	2	0	.000	1979	0	1	0	.000	1979	0	1	0	.000
1980	2	0	0	1.000	1980	1	0	0	1.000	1980	1	0	0	1.000
1981	2	2	0	.500	1981	1	1	0	.500	1981	1	1	0	.500
1982	0	3	0	.000	1982	0	1	0	.000	1982	0	2	0	.000
1983	2	2	0	.500	1983	2	0	0	1.000	1983	0	2	0	.000
1984	1	1	0	.500	1984	1	0	0	1.000	1984	0	1	0	.000
1985	2	2	0	.500	1985	1	1	0	.500	1985	1	1	0	.500
1986	1	1	0	.500	1986	1	0	0	1.000	1986	0	1	0	.000
1987	1	2	0	.333	1987	0	1	0	.000	1987	1	1	0	.500
1988	0	2	0	.000	1988	0	1	0	.000	1988	0	1	0	.000
1989	2	0	0	1.000	1989	1	0	0	1.000	1989	1	0	0	1.000
1990	4	0	0	1.000	1990	2	0	0	1.000	1990	2	0	0	1.000
1991	2	2	0	.500	1991	1	1	0	.500	1991	1	1	0	.500
1992	2	2	0	.500	1992	2	0	0	1.000	1992	0	2	0	.000
1993	2	2	0	.500	1993	1	1	0	.500	1993	1	1	0	.500
1994	3	1	0	.750	1994	1	1	0	.500	1994	2	0	0	1.000
1995	3	1	0	.750	1995	2	0	0	1.000	1995	1	1	0	.500
1996	4	0	0	1.000	1996	2	0	0	1.000	1996	2	0	0	1.000
1997	4	0	0	1.000	1997	2	0	0	1.000	1997	2	0	0	1.000
1998	3	1	0	.750	1998	2	0	0	1.000	1998	1	1	0	.500
1999	2	2	0	.500	1999	2	0	0	1.000	1999	0	2	0	.000
2000	2	2	0	.500	2000	2	0	0	1.000	2000	0	2	0	.000
2001	1	3	0	.250	2001	0	2	0	.000	2001	1	1	0	.500
2002	2	2	0	.500	2002	2	0	0	1.000	2002	0	2	0	.000
2003	3	1	0	.750	2003	2	0	0	1.000	2003	1	1	0	.500
2004	1	3	0	.250	2004	1	1	0	.500	2004	0	2	0	.000
2005	1	3	0	.250	2005	1	1	0	.500	2005	0	2	0	.000
2006	4	0	0	1.000	2006	2	0	0	1.000	2006	2	0	0	1.000
2007	1	3	0	.250	2007	1	1	0	.500	2007	0	2	0	.000
2008	0	4	0	.000	2008	0	2	0	.000	2008	0	2	0	.000
2009	1	3	0	.250	2009	0	2	0	.000	2009	1	1	0	.500
2010	4	0	0	1.000	2010	2	0	0	1.000	2010	2	0	0	1.000
2011	3	1	0	.750	2011	2	0	0	1.000	2011	1	1	0	.500
2012	2	2	0	.500	2012	1	1	0	.500	2012	1	1	0	.500
2013	4	0	0	1.000	2013	2	0	0	1.000	2013	2	0	0	1.000
<b>Totals</b>	<b>81</b>	<b>67</b>	<b>2</b>	<b>.546</b>	<b>Totals</b>	<b>47</b>	<b>27</b>	<b>1</b>	<b>.633</b>	<b>Totals</b>	<b>34</b>	<b>40</b>	<b>1</b>	<b>.460</b>

## CHIEFS ON MONDAY NIGHT FOOTBALL

**ESPN**  
**MONDAY**  
**NIGHT**  
**FOOTBALL**

**RECORD: 22-17 (.564)**

**ESPN**  
**MONDAY**  
**NIGHT**  
**FOOTBALL**

The second-ever regular season telecast of ABC's Monday Night Football featured the defending World Champion Kansas City Chiefs at Baltimore (9/28/70). While Don McCafferty's Colts eventually go on to defeat the Dallas Cowboys in Super Bowl V, the Chiefs would get a convincing 44-24 win in this prime-time showdown. Four of QB Len Dawson's pass attempts on the night went for TDs. The Chiefs forced seven Baltimore turnovers including three interceptions by S Johnny Robinson and two by CB Emmitt Thomas, allowing RB Ed Podolak to grind out the game.

9/28/70	@ Baltimore	W	44-24	12/12/94	@ Miami	L	28-45
10/18/71	PITTSBURGH	W	38-16	10/9/95	SAN DIEGO	W	29-23 (OT)
12/6/71	@ San Francisco	W	26-17	12/11/95	@ Miami	L	6-13
9/25/72	@ New Orleans	W	20-17	10/7/96	PITTSBURGH	L	7-17
10/29/73	@ Buffalo	L	14-23	12/9/96	@ Oakland	L	7-26
11/12/73	CHICAGO	W	19-7	9/8/97	@ Oakland	W	28-27
11/18/74	@ Denver	W	42-34	11/3/97	PITTSBURGH	W	13-10
11/10/75	@ Dallas	W	34-31	10/26/98	PITTSBURGH	L	13-20
9/20/76	OAKLAND	L	21-24	11/16/98	DENVER	L	7-30
10/3/77	OAKLAND	L	28-37	10/2/00	SEATTLE	W	24-17
9/12/83	SAN DIEGO	L	14-17	12/4/00	@ New England	L	24-30
9/17/90	@ Denver	L	23-24	10/20/03	@ Oakland	W	17-10
9/16/91	@ Houston	L	7-17	10/4/04	@ Baltimore	W	27-24
10/7/91	BUFFALO	W	33-6	11/22/04	NEW ENGLAND	L	19-27
10/28/91	L.A. RAIDERS	W	24-21	12/13/04	@ Tennessee	W	49-38
9/28/92	L.A. RAIDERS	W	27-7	9/26/05	@ Denver	L	10-30
9/20/93	DENVER	W	15-7	9/13/10	SAN DIEGO	W	21-14
11/8/93	GREEN BAY	W	23-16	10/31/11	SAN DIEGO	W	23-20 (OT)
10/17/94	@ Denver	W	31-28	11/21/11	@ New England	L	3-34
				11/12/12	@ Pittsburgh	L	13-16 (OT)

## CHIEFS IN OVERTIME

Over the past 54 seasons the Chiefs/Texans have played in three playoff overtime games (2-1 record) and 34 regular season overtime affairs (13-19-2 mark). The NFL instituted a 15:00 overtime period for regular season contests in 1974.

Date	Opponent	Flip Winner	Result	Game-Winning Score	Time Elapsed
12/23/62*	@ Houston	Texans#	W 20-17	Brooker, 25-yard FG	17:54
12/25/71+	MIAMI	Chiefs	L 24-27	Yepremian, 37-yard FG	22:40
11/23/75	DETROIT	Lions	W 24-21	Stenerud, 25-yard FG	6:44
10/17/76	@ Miami	Chiefs	W 20-17	Stenerud, 34-yard FG	14:48
9/24/78	DENVER	Broncos	L 17-23	Preston, 1-yard TD run	13:28
11/12/78	@ San Diego	Chiefs	L 23-29	Jefferson, 14-yard pass from Fouts	15:00
11/8/81	CHICAGO	Bears	L 13-16	Roveto, 22-yard FG	13:07
10/23/83	@ Houston	Chiefs	W 13-10	Lowery, 41-yard FG	7:41
11/27/83	@ Seattle	Seahawks	L 48-51	Johnson, 42-yard FG	1:46
12/6/87	@ Cincinnati	Bengals	L 27-30	Breech, 32-yard FG	9:44
10/2/88	@ N.Y. Jets	Chiefs	T 17-17	--	15:00
11/19/89	@ Cleveland	Browns	T 10-10	--	15:00
12/8/91	SAN DIEGO	Chiefs	W 20-17	Lowery, 18-yard FG	11:26
9/20/92	@ Houston	Chiefs	L 20-23	Del Greco, 39-yard FG	1:55
1/8/94**	PITTSBURGH	Chiefs	W 27-24	Lowery, 32-yard FG	11:03
12/4/94	DENVER	Broncos	L 17-20	Elam, 34-yard FG	12:12
9/10/95	N.Y. GIANTS	Chiefs	W 20-17	Elliott, 23-yard FG	7:49
9/17/95	OAKLAND	Chiefs	W 23-17	Hasty, 64-yard INT return	4:27
10/9/95	SAN DIEGO	Chargers	W 29-23	Vanover, 86-yard punt return	7:27
9/28/97	SEATTLE	Seahawks	W 20-17	Stoyanovich, 41-yard FG	13:04
1/2/00	OAKLAND	Raiders	L 38-41	Nedney, 33-yard FG	3:13
9/10/00	@ Tennessee	Titans	L 14-17	Del Greco, 36-yard FG	3:54
12/16/01	DENVER	Broncos	W 26-23	Peterson, 32-yard FG	9:04
9/22/02	@ New England	Patriots	L 38-41	Vinatieri, 35-yard FG	4:36
10/20/02	DENVER	Broncos	L 34-37	Elam, 25-yard FG	2:57
10/12/03	@ Green Bay	Chiefs	W 40-34	Kennison, 51-yard pass from Green	6:18
9/17/06	@ Denver	Broncos	L 6-9	Elam, 39-yard FG	5:10
12/3/06	@ Cleveland	Chiefs	L 28-31	Dawson, 33-yard FG	5:38
12/30/07	@ N.Y. Jets	Jets	L 10-13	Nugent, 43-yard FG	5:13
11/2/08	Tampa Bay	Buccaneers	L 27-30	Bryant, 34-yard FG	4:36
10/11/09	DALLAS	Chiefs	L 20-26	Austin, 60-yard pass from Romo	6:38
11/22/09	PITTSBURGH	Steelers	W 27-24	Succop, 22-yard FG	6:32
10/31/10	BUFFALO	Bills	W 13-10	Succop, 35-yard FG	14:55
11/7/10	@ Oakland	Raiders	L 20-23	Janikowski, 33-yard FG	2:53
10/31/11	SAN DIEGO	Chargers	W 23-20	Succop, 30-yard FG	9:44
12/24/11	OAKLAND	Raiders	L 13-16	Janikowski, 36-yard FG	2:13
9/23/12	@ New Orleans	Chiefs	W 27-24	Succop 31-yard FG	8:33
11/12/12	@ Pittsburgh	Chiefs	L 13-16	Suisham 23-yard FG	0:55
12/29/13	@ San Diego	Chargers	L 24-27	Novak 36-yard FG	9:30

HOME TEAM IN ALL CAPS

\* 1962 AFL Championship Game

# Texans captain Abner Haynes elected to "kick to the clock"

+ 1971 AFC Divisional Playoff Game (longest game in NFL history)

\*\* 1993 AFC Wild Card Playoff Game

## CHIEFS IN OTHER PRIMETIME CONTESTS

RECORD: 27-14 (.683)

### THURSDAY: 6-3 (.667)

9/12/85	L.A. RAIDERS.....	W	36-20
10/17/96	SEATTLE.....	W	34-16
10/16/97	SAN DIEGO.....	W	31-3
10/21/99	@ Baltimore.....	W	35-8
10/25/01	INDIANAPOLIS.....	L	28-35
11/29/01	PHILADELPHIA.....	L	10-23
11/23/06	DENVER.....	W	19-10
11/1/12	@ San Diego.....	L	13-31
9/19/13	@ Philadelphia.....	W	26-16

### FRIDAY: 3-4 (.429)

9/16/60	@ Oakland.....	W	34-16
11/18/60	@ Boston.....	L	14-42
11/3/61	@ Boston.....	L	21-28
10/12/62	@ Boston.....	W	27-7
11/8/63	OAKLAND.....	L	7-22
10/23/64	@ Boston.....	L	7-24
10/21/05	@ Miami.....	W	30-20

### SATURDAY: 9-1 (.900)


9/10/60	@ L.A. Chargers.....	L	20-21
9/8/62	BOSTON.....	W	42-28

9/7/63	@ Denver.....	W	59-7
12/14/63	BOSTON.....	W	35-3
9/18/65	@ N.Y. Jets.....	W	14-10
10/8/66	DENVER.....	W	37-10
9/9/67	@ Houston.....	W	25-20
9/28/68	@ Miami.....	W	48-3
10/5/68	@ Buffalo.....	W	18-7
12/23/06	@ Oakland.....	W	20-9

### SUNDAY: 9-6 (.600)

10/25/92	PITTSBURGH.....	L	3-27
11/22/92	@ Seattle.....	W	24-14
12/26/93	@ Minnesota.....	L	10-30
9/18/94	@ Atlanta.....	W	30-10
11/6/94	L.A. RAIDERS.....	W	13-3
11/19/95	HOUSTON.....	W	20-13
9/6/98	OAKLAND.....	W	28-8
10/4/98	SEATTLE.....	W	17-6
10/26/03	BUFFALO.....	W	38-5
9/12/04	@ Denver.....	L	24-34
9/18/05	@ Oakland.....	W	23-17
11/20/05	@ Houston.....	W	45-17
12/17/06	@ San Diego.....	L	9-20
11/27/11	PITTSBURGH.....	L	9-13
11/17/13	@ Denver.....	L	17-27

## GOVERNOR'S CUP SERIES



Dating back to the '68 preseason, the Chiefs have faced their in-state rivals from St. Louis in 44 "Governor's Cup" contests. From '68-87, Kansas City faced the St. Louis Cardinals every preseason and also met the Cardinals in regular season play four times while that franchise was stationed on Missouri's "Eastern Shore" before it moved to Arizona for the start of the '88 campaign. After the Rams moved to St. Louis in '95, the "Governor's Cup" series was renewed during the '96 preseason. Since the Rams relocation to the "Show-Me State," Kansas City owns a perfect 5-0 regular season record against their in-state, I-70 foes.

### St. Louis Cardinals (1968-87)

**Overall: 16-7-2**  
**Regular Season: 2-1-1**  
**Preseason: 14-6-1**

8/17/68	ST. LOUIS	.....W	13-10
8/28/69	@ St. Louis	.....W	31-21
9/12/70	ST. LOUIS	.....L	24-30
11/22/70*	ST. LOUIS	.....T	6-6
9/4/71	ST. LOUIS	.....T	17-17
8/12/72	ST. LOUIS	.....W	24-14
9/7/73	@ St. Louis	.....W	16-7
9/6/74	ST. LOUIS	.....W	21-16
12/1/74*	@ St. Louis	.....W	17-13
8/9/75	ST. LOUIS	.....L	3-10
9/3/76	@ St. Louis	.....L	14-31
9/10/77	ST. LOUIS	.....W	37-20
8/26/78	ST. LOUIS	.....L	7-12
8/18/79	ST. LOUIS	.....W	20-3
8/23/80	@ St. Louis	.....W	20-10
11/23/80*	@ St. Louis	.....W	21-13
8/22/81	ST. LOUIS	.....L	3-16
9/4/82	@ St. Louis	.....W	10-16
8/20/83	ST. LOUIS	.....W	17-16
10/2/83	ST. LOUIS	.....W	38-14
8/10/84	@ St. Louis	.....L	10-14
8/31/85	ST. LOUIS	.....W	17-13
8/16/86	@ St. Louis	.....W	27-26
11/23/86*	@ St. Louis	.....L	14-23
9/6/87**	St. Louis	.....W	13-10

### St. Louis Rams (1996-present)

**Overall: 10-9**  
**Regular Season: 5-0**  
**Preseason: 5-9**

8/17/96	ST. LOUIS	.....L	30-34
8/22/97	@ St. Louis	.....L	13-14
10/26/97*	@ St. Louis	.....W	28-20
8/28/98	@ St. Louis	.....L	6-10
10/22/00*	ST. LOUIS	.....W	54-34
8/31/01	@ St. Louis	.....L	17-21
8/30/02	ST. LOUIS	.....W	23-16
12/8/02*	ST. LOUIS	.....W	49-10
8/28/03	@ St. Louis	.....W	22-6
8/23/04	ST. LOUIS	.....W	24-7
9/2/05	@ St. Louis	.....L	23-27
8/26/06	ST. LOUIS	.....W	16-12
11/5/06*	@ St. Louis	.....W	31-17
8/30/07	@ St. Louis	.....L	3-10
8/28/08	ST. LOUIS	.....W	21-17
9/3/09	@ St. Louis	.....L	9-17
12/19/10*	@ St. Louis	.....W	27-13
8/26/11	ST. LOUIS	.....L	10-14
8/18/12	@ St. Louis	.....L	17-31

\*Denotes regular season game.

\*\*At Memphis, Tennessee.

## THANKSGIVING DAY GAMES



Lamar Hunt's longtime efforts to secure a Thanksgiving Day game at Arrowhead Stadium became a reality when the club defeated Denver 19-10 in Arrowhead's first-ever Thanksgiving contest (11/23/06). The holiday match-up between two longtime AFC West rivals marked the NFL Network's first live regular season game broadcast and drew a paid attendance of 79,484, the fifth-largest crowd in Arrowhead history. Kansas City hosted a trio of Thanksgiving Day games at Municipal Stadium, including a 31-17 victory vs. Denver (11/27/69) that included a 53-yard return of an onside kick for a TD by LB Bobby Bell. On Thanksgiving Day at Detroit (11/28/96), Hall of Fame RB Marcus Allen became the NFL's all-time leader in rushing TDs, registering his 111th ground score on a one-yard run to bypass RB Walter Payton's previous record, a mark that was later bypassed by RB Emmitt Smith.

11/24/60	@ N.Y. Titans	.....L	35-41	11/26/81	@ Detroit	.....L	10-27
11/23/67	OAKLAND	.....L	22-44	11/26/87	@ Detroit	.....W	27-20
11/28/68	HOUSTON	.....W	24-10	11/23/95	@ Dallas	.....L	12-24
11/27/69	DENVER	.....W	31-17	11/28/96	@ Detroit	.....W	28-24
11/25/71	@ Detroit	.....L	21-32	11/23/06	DENVER (N)	.....W	19-10



## HOMES OF THE CHIEFS



### ARROWHEAD STADIUM 1972-PRESENT FULLY RENOVATED-2010



Arrowhead Stadium underwent a \$375 million renovation project that was fully completed in 2010. It is part of the Harry S Truman Sports Complex, which also includes 42,000-seat Kauffman Stadium, home of the Kansas City Royals baseball club. Since its dedication on August 12, 1972, for a preseason game vs. the St. Louis Cardinals, 26,724,777 spectators have passed through Arrowhead's turnstiles. After 23 seasons of artificial turf, Arrowhead sported a grass playing surface for the first time in 1994.

**Location:** One Arrowhead Drive - Kansas City, Missouri  
**Preseason Record:** 51-44-1 (.536)  
**Regular Season Record:** 185-139-1 (.571)  
**Postseason Record:** 2-4-0 (.333)  
**All Games:** 238-187-2 (.560)

**Capacity:** 76,416 approx. (Present)  
 Upper Level - 34,356; Club Level - 7,715.  
 Lower Level - 31,587; Suites & Boxes - 2,758.  
 50,000 seats between end zones.  
**Luxury Suites:** 126 (Includes 22 field boxes)  
**Renovation Data:** Groundbreaking - August 2007  
 Completion - September 2010  
 Overall Supervision - Jackson County  
 Sports Authority  
 Architect - Populous  
 General Contractor - Turner  
 Construction Company

**Renovation Costs:** \$375,000,000  
**Original Data:** Groundbreaking - July 1968  
 Completion - August 1972  
 Overall Supervision - Jackson County  
 Sports Authority  
 Architect - Kivett and Myers with  
 Charles, Deaton, Design Associate  
 General Contractor - Sharp, Kidde, Webb  
 Grass Installation - S.W. Franks  
 (General Contractor) July 1994  
**Original Costs:** Dual Stadium Complex - \$53,000,000  
 Original Additions Paid by Chiefs - \$9,500,000  
 (Chiefs paid for 18,000 chair-back seats, computerized scoreboard, concession facilities, team facilities, business suites and office areas.)

**Location:** 22nd and Brooklyn - Kansas City, Missouri  
**Preseason Record:** 11-3-1 (.767)  
**Regular Season Record:** 44-16-3 (.722)  
**Postseason Record:** 0-1-0 (.000)  
**All Games:** 55-20-4 (.722)  
**Capacity:** 49,002 (1971 - Final Season)  
**Construction Data:** Opened - 1923  
 Upper Deck Added - 1954-55

Municipal Stadium served as the Chiefs original home in Kansas City after previously housing two short-lived NFL franchises, the Kansas City Blues (1924) and the Kansas City Cowboys (1925-26). The Chiefs and the Kansas City Athletics baseball club shared the facility until the A's departed for Oakland following the 1967 season. Kansas City went undefeated (7-0) at home during the 1971 regular season, but the final contest (and only playoff game) in Municipal Stadium's history will live in infamy for Chiefs fans, a devastating double overtime 27-24 playoff loss to the Miami Dolphins on Christmas Day of 1971, a contest which remains the NFL's longest game at 82 minutes, 40 seconds.

### MUNICIPAL STADIUM 1963-1971



### COTTON BOWL 1960-1962



**Location:** Texas State Fairgrounds - Dallas, Texas  
**Preseason Record:** 1-0-0 (1.000)  
**Regular Season Record:** 15-6-0 (.714)  
**Postseason Record:** 0-0-0 (.000)  
**All Games:** 16-6-0 (.727)  
**Capacity:** 75,504 (1962 - Final Season)  
**Construction Data:** Opened - 1932  
 Upper Deck Added - 1948-49

The Cotton Bowl served as the home of the American Football League's Dallas Texans from 1960-62 before the franchise moved to Kansas City in 1963 and became known as the Chiefs. The Texans shared the stadium with the NFL's expansion Dallas Cowboys. The facility served until 1999 as a home field for SMU, the alma mater of Chiefs Founder Lamar Hunt. The Texans final contest in the Cotton Bowl was a 26-17 win over the San Diego Chargers on December 16, 1962, before a sparse crowd of 18,384 fans. The Texans would win a 20-17 double-overtime thriller the next week at Houston to capture the first of three AFL titles.

## THE ARROWHEAD STADIUM STORY

The Kansas City Chiefs and St. Louis Cardinals played the inaugural game at Arrowhead Stadium on Aug. 12, 1972. Since that initial contest, much has changed at the Truman Sports Complex. On April 4, 2006 Jackson County, Mo., taxpayers approved a 3/8 cent sales tax that was expected to raise \$425 million for improvements to the Sports Complex, including \$212.5 million for Arrowhead. The State of Missouri also contributed \$37.5 million. In addition, the Hunt family contributed \$125 million to the project which officially commenced with a groundbreaking ceremony on Aug. 22, 2007. These improvements will maintain Arrowhead's longstanding status as one of the nation's top venues for fans to experience the excitement of NFL and collegiate football.

Fans can enjoy numerous new areas including Founder's Plaza, the Ford Fan Zone, the Chiefs Sports Lab powered by Blue KC, the Chiefs Hall of Honor presented by Time Warner Cable, the Founder's Club, the Scout Investments Club Level and a new team store. Other improvements include an upgraded sound and scoreboard system, a 360-degree video ribbon board, concourses that are doubled in size and an upgraded variety of food and beverage options.

While other venues of a similar vintage have long since been termed obsolete, thanks to the foresight and vision of the leadership of Jackson County, the Hunt family, the Chiefs and the taxpayers who made it a reality, Arrowhead has stood the test of time.

At the time of its dedication in 1972, the legendary founder of the Chicago Bears, George Halas, called Arrowhead "the most revolutionary, futuristic, sports complex I have ever seen." Hal Lebovitz, Sports Editor of the *Cleveland Plain Dealer* added, "It took courage to sell the citizens of Kansas City on the twin park plan. But they bought it because they want the best."

In the late 1960s, after design and seating capacity concerns caused plans for a single, multi-purpose domed stadium to be scrapped, Kansas City opted to construct two separate stadiums, one for football and one for baseball. Voters approved the Sports Complex bond issue in 1967, which included plans for a revolutionary concept – the world's first rolling stadium roof (pictured below). Construction cost overruns and project delays caused by a lengthy strike eventually forced the roof concept to be put on hold, but Arrowhead was completed in time for the 1972 season.

In 1984, the Jackson County Sports Authority again investigated the feasibility of a dome - this time made of fabric - but that concept too was shelved as being unnecessary and financially impractical.

A decade later, in 1994, under Arrowhead's continued open-air arrangement, a natural playing surface was installed in the facility for the first time, just one of numerous improvements which were made prior to the current renovation. In 1999, all 33,975 seats in the upper level of the stadium were replaced, while all 35,277 lower level seats and all 10,199 club level seats were replaced for the 2000 season.

Undoubtedly one of the finest facilities in the NFL, Arrowhead and the fans who consistently fill it have helped produce a homefield advantage for the Chiefs. It's been 40 years since the first plans were being devised



Original plans for the Truman Sports Complex called for a rolling roof which could cover Arrowhead or its baseball counterpart, Kauffman Stadium - a revolutionary concept at the time.



### CHIEFS TOP HOME CROWDS

(Regular Season and Playoffs)

Date	Opponent	ATTEND.
October 2, 2000	Seattle	82,893*
November 5, 1972	Oakland	82,094
September 11, 1994	San Francisco	79,907
September 17, 1972	Miami	79,829
November 23, 2006	Denver	79,484
September 22, 1996	Denver	79,439
October 26, 1998	Pittsburgh	79,431
October 9, 1995	San Diego	79,288
September 8, 1996	Oakland	79,281
November 10, 1996	Green Bay	79,281
October 7, 1996	Pittsburgh	79,189
January 11, 2004	Indianapolis	79,159

#### All at Arrowhead

\*Arrowhead attendance: 78,502;  
Kauffman Stadium attendance: 4,391

for Kansas City's two stadium setup, which is now the norm for professional football and baseball venues across the country.

During the 30th Anniversary season of Arrowhead in 2001, Chiefs Founder Lamar Hunt expressed the organization's thanks to Colorado-based architect, the late Charles Deaton, who conceived the two-stadium concept. Hunt praised the governmental bodies who took the initiative, and the workers who built Arrowhead, as well as the support of the Jackson County taxpayers who financed this futuristic venture. Hunt also wished to extend on behalf of the entire Chiefs organization a hearty salute to all who have unquestionably made Arrowhead Stadium - The Home of the ... CHIEFS!

## ARROWHEAD'S FOOTBALL TRADITION



Arrowhead Stadium has been a destination for football aficionados since it opened in 1972. In addition to serving as the "Home of the Chiefs," Arrowhead has hosted or is scheduled to host a number different college football contests. The first college game played at the facility was a SWAC contest on October 14, 1972 in which Grambling defeated Mississippi Valley State in front of a crowd of 9,833. The Dr Pepper Big 12 Championship, an annual Missouri vs. Kansas "Border Showdown" and "The Fall Classic" between Division II powers Northwest Missouri State and Pittsburg State have all been past regular events at Arrowhead. The facility also served as the site of the '74 AFC-NFC Pro Bowl.

### 1974 AFC-NFC PRO BOWL



NFC ..... 0 10 0 3 — 13  
AFC ..... 3 3 3 6 — 15



January 20, 1974 • 66,918



In conditions that were described as cold, but humid, coaches Tom Landry of Dallas (NFC) and John Madden of Oakland (AFC) watched their teams combine for 15 fumbles and four interceptions in the 1974 Pro Bowl at Arrowhead Stadium.

K Garo Yepremian of the Dolphins kicked a Pro Bowl-record five field goals, accounting for all 15 of the AFC's points en route to earning MVP honors. Yepremian's fourth field goal gave the AFC a 12-10 fourth-quarter lead, but RB O.J. Simpson's fumble minutes later would set up a 21-yard field goal for a 13-12 NFC lead with less than two minutes to play. Miami QB Bob Griese answered by driving the AFC into position for the winning score. Yepremian would split the uprights with just 0:21 remaining to give the AFC a 15-13 win.



### THE DR PEPPER BIG 12 CHAMPIONSHIP

Since 2000, Arrowhead Stadium has played host to the Dr Pepper Big 12 Football Championship Game five times. Oklahoma has claimed four of the five contests played in Kansas City, including a 62-21 win over Missouri in the most recent affair on 12/6/08.



**#1 Oklahoma - 27**  
**#8 Kansas State - 24**  
December 2, 2000 • 76,665

QB Josh Heupel throws for two TDs as Oklahoma advances to win the national championship game.



**#15 Kansas State - 35**  
**#1 Oklahoma - 7**  
December 6, 2003 • 79,491

Olathe, Kansas native RB Darren Sproles racks up 323 yards from scrimmage as Kansas State claims its first Big XII Championship.



**#2 Oklahoma - 42**  
**Colorado - 3**  
December 4, 2004 • 62,130

RB Adrian Peterson scores three rushing TDs as Oklahoma advances to the national championship game vs. USC.



**#8 Oklahoma - 21**  
**#19 Nebraska - 7**  
December 2, 2006 • 80,031

WR Malcolm Kelly (10 catches for 142 yards) catches two TD passes as Sooners advance to the 2007 Fiesta Bowl.



**#4 Oklahoma - 62**  
**#19 Missouri - 21**  
December 6, 2008 • 71,004

Oklahoma becomes the first team to score at least 60 points in five straight games since Tulsa in '19.

## COLLEGE FOOTBALL AT ARROWHEAD




### THE BORDER SHOWDOWN

#### Missouri vs. Kansas

The Missouri-Kansas football series is the second-most played rivalry in college football history. This football rivalry originated in Kansas City on October 31, 1891 with a 22-10 Kansas win. Missouri leads the all-time series 57-54-9. A total of 26 contests in this 120-year rivalry have been played in Kansas City, including 19 of the first 20 games. In 2007, the clash once again called Kansas City home as Arrowhead Stadium played host to the storied traditions of MU and KU.

**2007** #4 Missouri - 36  
#2 Kansas - 28  
 11/24/07 • 80,537

**2008** Kansas - 40  
#12 Missouri - 37  
 11/29/08 • 79,123

**2009** Missouri - 41  
Kansas - 39  
 11/28/09 • 70,072

**2010** Missouri - 35  
Kansas - 7  
 11/27/10 • 55,788

**2011** Missouri - 24  
Kansas - 10  
 11/26/11 • 47,059

### THE FALL CLASSIC

#### Pittsburg State vs. Northwest Missouri State

Tabbed "The Clash of Champions," The Fall Classic at Arrowhead Stadium pairs perennial NCAA Division II powerhouses Pittsburg State and NW Missouri State in a Mid-America Intercollegiate Athletics Association regular season contest. The 2002 contest drew 26,695 fans, an unofficial NCAA Division II single-game attendance record.

Date	Results	Att.	Of Note
10/17/02	NWMS 29 - PSU 7	26,695	Game sets unofficial NCAA Div. II attendance record.
11/15/03	NWMS 20 - PSU 19	20,324	NWMS blocks FG with 0:55 left to preserve win.
11/6/04	PSU 21 - NWMS 17	25,300	Teams enter game as the top two in Div. II rankings.
10/29/05	PSU 56 - NWMS 35	21,044	NWMS later plays in Div. II Championship Game.
11/4/06	NWMS 41 - PSU 14	22,561	NWMS advances to 2nd-straight Div. II Champ. Game.
10/6/07	NWMS 37 - PSU 34 OT	19,103	One-yard TD run in OT gives the Bearcats the win.
11/22/08	NWMS 35 - PSU 10	21,316	Schools meet again in NCAA Division II Playoffs.
9/12/09	NWMS 30 - PSU 10	20,813	NWMS goes on to win NCAA Division II Championship.
11/13/10	NWMS 22 - PSU 16	16,504	NWMS advanced to NCAA Division II Semifinals.
10/1/11	PSU 38 - NWMS 35	15,106	PSU goes on to win NCAA Division II Championship.
10/13/12	NWMS 31 - PSU 21	15,349	NWMS advanced to round two of NCAA Division II tournament.
10/19/13	NWMS 24 - PSU 15	17,369	NWMS goes on to win NCAA Division II Championship.

### KANSAS STATE VS. IOWA STATE

Kansas State University and Iowa State University reached an agreement to play regular season Big 12 Conference contests between the two schools at Arrowhead Stadium in 2009 and 2010. In the initial game of the series at Arrowhead, Kansas State blocked an Iowa State extra point attempt with 0:32 left on the clock to seal the Wildcats 24-23 victory. The 2010 contest resulted in a seven-point Kansas State victory as RB Daniel Thomas registered 34 carries for 189 yards and two TDs.

**2009** Kansas State - 24  
Iowa State - 23  
 10/3/09 • 40,851

**2010** Kansas State - 27  
Iowa State - 20  
 9/18/10 • 38,468

### OTHER COLLEGE FOOTBALL GAMES AT ARROWHEAD

Date	Results	Att.	Of Note
10/14/72	Grambling 27 - Miss. Valley St. 21	9,833	First college football game ever held at Arrowhead.
10/3/98	Nebraska 24 - Oklahoma St. 17	79,555	Western Star Classic is first Div. I game at Arrowhead.
8/26/00	Kansas State 27 - Iowa 7	77,148	K-State wins The Eddie Robinson Football Classic.
8/24/02	Florida State 38 - Iowa State 31	55,132	FSU wins The Eddie Robinson Football Classic.
8/23/03	Kansas State 42 - California 28	50,823	K-State victorious in Black Coaches Assoc. Game.
9/3/05	Missouri 44 - Arkansas State 17	32,906	QB Brad Smith gains 412 yards and four TDs.
10/15/05	Oklahoma 19 - Kansas 3	54,109	Oklahoma defense limits Kansas to 97 total yards.
9/14/13	Lincoln University 47 - Grambling 34	20,176	Lincoln puts up 600 yards of total offense in win.



## MAJOR ARROWHEAD EVENTS



### NON-FOOTBALL, NON-WIZARDS (PRE-2007) EVENTS (1972-Present)

#### Concerts/Music Events

**1973**  
 Elton John  
**1974**  
 Black Oak Arkansas  
**1975**  
 Deep Purple  
 Black Oak Arkansas  
 Rolling Stones  
 Beach Boys & Ozark Mountain  
 Daredevils  
**1976**  
 Beach Boys & Doobie Brothers  
 ZZ Top  
 Jethro Tull  
 Earth, Wind & Fire  
 Johnny Cash  
 Music Sound Funk Festival  
 Country Festival  
**1977**  
 Peter Frampton  
**1978**  
 Summer Rock I  
 Willie Nelson  
 Summer Rock 2  
**1979**  
 Ted Nugent  
**1980**  
 Super Bowl of Rock & Roll  
 Doobie Brothers Concert  
**1982**  
 Summer Jam I  
 Summer Jam II  
**1984**  
 Michael Jackson  
**1988**  
 Pink Floyd  
 Monsters of Rock  
 Drum Corps International  
**1989**  
 The Who  
 Rolling Stones  
 Drum Corps International  
**1992**  
 Guns & Roses/Metallica  
 U2  
**1993**  
 Paul McCartney  
**1994**  
 Pink Floyd  
**1997**  
 U2  
**1998**  
 George Strait  
**1999**  
 George Strait  
**2001**  
 George Strait  
 NSYNC  
 KC 150 Celebration

**2011**

Kenny Chesney  
 Taylor Swift  
**2012**  
 Kenny Chesney & Tim McGraw  
**2013**  
 Kenny Chesney

#### Conventions

**1996**  
 Promise Keepers  
**1997**  
 Promise Keepers  
**2004**  
 Billy Graham Crusade

#### Soccer

**1973**  
 High School Soccer All-Star  
 Game  
**1990**  
 MLS All-Stars vs. US National  
 Soccer  
 MLS All-Stars vs. US National  
 Soccer  
**1999**  
 Nike U.S. Women's Cup  
**2000**  
 Nike "Road to Glory" Women's  
 Soccer Game  
**2001**  
 World Cup Qualifying Round –  
 U.S.A. vs. Costa Rica  
**2004**  
 Lamar Hunt U.S. Open Cup  
 Championship Game  
 U.S. Women's Olympic Soccer  
 Team vs. Mexico  
**2009**  
 El Clasico — Club Deportivo  
 Guadalajara S.A. de C.V.  
 (Chivas) vs. Club America  
**2010**  
 Kansas City Wizards vs.  
 Manchester United

#### High School Sports

**1972**  
 High School Bowl  
**1973**  
 Missouri High School Playoffs  
**1976**  
 Big Brothers High School Game  
**1977**  
 Big Brothers High School Game  
**1978**  
 Big Brothers High School Game  
**1979**  
 Big Brothers High School Game

**1980**

Big Brothers High School Game

**1981**

Big Brothers High School Game

**1982**

Show-Me Bowl  
 Big Brothers High School Game

**1983**

Big Brothers High School Game

**1984**

Missouri High School Playoffs

**1985**

Big Brothers High School Game

**1986**

Missouri High School Playoffs

**1992**

Metro Dream Classic

**1993**

Mo/Kan All-Star Game

**2011**

Joplin vs. Ray-Pec H.S. Game

#### Motor Sports

**1980**

Tractor Pull  
 Motocross

**1981**

Motocross  
 Super Bowl of Motocross  
 Mud-A-Thon

**1982**

Mud-A-Thon

**1983**

Motocross  
 Motor Spectacular  
 Miller Supercross Motocross

**1985**

Motor Spectacular

**1986**

Motor Spectacular

**1987**

Motor Spectacular

**1988**

Motor Spectacular

**1989**

Motor Spectacular

**1990**

Motor Spectacular

**1991**

Motor Spectacular

**1992**

Motor Spectacular

**1993**

Motor Spectacular

*Note: Dating back to 1972,  
 Arrowhead has hosted more than  
 100 non-football or non-Wizards  
 events.*



## CHIEFS IN THE AMERICAN BOWL



### 1990 American Bowl

Rams 19, Chiefs 3

August 11, 1990 • 55,429


Olympic Stadium • Berlin, West Germany

KANSAS CITY.....	0	0	3	0	—	3
L.A. RAMS.....	7	3	0	9	—	19

Kansas City's initial American Bowl expedition featured heavy doses of culture but little offense as the Rams prevailed by a 19-3 margin. RB Barry Word made his first appearance in a Kansas City uniform, pairing with the league's leading rusher in '89, RB Christian Okoye to form the quintessential "Martyball" backfield. However, the Chiefs only points would come on a 19-yard FG by K Bjorn Nittmo.



RB James Saxon (21) and TE Jonathan Hayes (85) are on hand as the Berlin Wall begins crumbling down in Berlin, West Germany.



The Chiefs players and staff receive an indoctrination in the art of sumo wrestling at practice in Tokyo.



### 1994 American Bowl

Vikings 17, Chiefs 9

August 7, 1994 • 49,555

Tokyo Dome • Tokyo, Japan

KANSAS CITY.....	0	9	0	0	—	9
MINNESOTA.....	7	10	0	0	—	17

Kansas City's first appearance on Japanese soil was a rematch of Super Bowl IV, but Minnesota prevailed in this contest thanks to a pair of interceptions. Chiefs QB Matt Blundin accounted for the club's only TD when he connected with rookie WR Lake Dawson for a 40-yard score. Kansas City then attempted a two-point conversion for the first time since '69 as the NFL finally implemented the old AFL two-point rule in '94.



### 1996 American Bowl

Chiefs 32, Cowboys 6

August 5, 1996 • 45,128

Estadio Universitario • Monterrey, Mexico

KANSAS CITY.....	3	10	6	13	—	32
DALLAS.....	3	0	3	0	—	6

The Chiefs defense stifles the defending Super Bowl champions, allowing the Cowboys just five first downs. Kansas City's offense piles up 514 yards of total offense, including 173 rushing yards, while Dallas manages 214 total yards on the day as the Chiefs convert the partisan crowd of Cowboys fans into supporters of the "Jefes de Kansas City" or Kansas City Chiefs.



DE Neil Smith does his best matador impersonation and tries his hand at "bull-fighting" while in Monterrey, Mexico.



WR Masato "The Magnet" Itai (13) and TE Nachi Abe (47) join Chiefs President Carl Peterson in pregame ceremonies at the Tokyo Dome.



### 1998 American Bowl

Packers 27, Chiefs 24 OT

August 2, 1998 • 42,018


Tokyo Dome • Tokyo, Japan


GREEN BAY.....	0	14	7	3	3	—	27
KANSAS CITY.....	14	0	10	0	0	—	24


Green Bay K Ryan Longwell misses a potential game-winning 45-yard FG attempt at the end of regulation, while both Green Bay K Brett Conway and Kansas City K Pete Stoyanovich miss field goals in OT before Longwell makes the 27-yard game winner with 5:03 left in the extra session. Kansas City's roster features Japanese national players TE Nachi Abe and WR Masato "The Magnet" Itai.





## CHIEFS VS. THE NFL


	<b>ARIZONA CARDINALS</b> <b>8-2-1 (.773)</b>	<b>Regular Season: 8-2-1</b> <b>Postseason: 0-0</b>	<b>Home: 4-0-1</b> <b>Away: 4-2-0</b>
1970 11/22 KC T 6-6	1986 11/23 STL L 14-23	2002 12/1 KC W 49-0	
1974 12/1 STL W 17-13	1995 10/1 ARZ W 24-3	2006 10/8 ARZ W 23-20	
1980 11/23 STL W 21-13	1998 11/29 KC W 34-24	2010 11/21 KC W 31-13	
1983 10/2 KC W 38-14	2001 10/21 ARZ L 16-24	<b>Total Points: KC 273 - ARZ 153</b>	
<b>Longest KC winning streak:</b> 3 (1974-83)	<b>Longest KC losing streak:</b> 1 (Twice)		
<b>Municipal Stadium:</b> 0-0-1 (.500)	<b>Busch Stadium:</b> 2-1-0 (.667)		
<b>Arrowhead Stadium:</b> 4-0-0 (1.000)	<b>Sun Devil Stadium:</b> 1-1-0 (.500)		
	<b>University of Phoenix Stadium:</b> 1-0-0 (1.000)		
<b>Cardinals home sites:</b> Busch Stadium 1970-87; Sun Devil Stadium - Tempe, AZ 1988-2005; University of Phoenix Stadium 2006-present.			
Franchise in St. Louis prior to 1988 and was known as Phoenix Cardinals from 1988-92.			


	<b>ATLANTA FALCONS</b> <b>5-3-0 (.625)</b>	<b>Regular Season: 5-3-0</b> <b>Postseason: 0-0</b>	<b>Home: 3-1-0</b> <b>Away: 2-2-0</b>
1972 12/17 ATL W 17-14	1994 9/18 ATL W 30-10	2008 9/21 ATL L 14-38	
1985 12/8 KC W 38-10	2000 12/24 ATL L 13-29	2012 9/9 KC L 24-40	
1991 9/1 KC W 14-3	2004 10/24 KC W 56-10	<b>Total Points: KC 182 - ATL 114</b>	
<b>Longest KC winning streak:</b> 4 (1972-94)	<b>Longest KC losing streak:</b> 2		
<b>Arrowhead Stadium:</b> 3-1-0 (.750)	<b>Atlanta Fulton County Stadium:</b> 1-0-0 (1.000)		
	<b>Georgia Dome:</b> 1-2-0 (.333)		
<b>Falcons home sites:</b> Atlanta Fulton County Stadium 1970-91; Georgia Dome 1992-present.			

	<b>BALTIMORE RAVENS</b> <b>3-4-0 (.625)</b>	<b>Regular Season: 3-3-0</b> <b>Postseason: 0-1</b>	<b>Home: 0-3-0</b> <b>Away: 3-1-0</b>
1999 10/21 BAL W 35-8	2006 12/10 KC L 10-20	2012 10/7 KC L 6-9	
2003 9/28 BAL W 17-10	2009 9/13 BAL L 24-38	<b>Total Points: KC 126 - BAL 139</b>	
2004 10/4 BAL W 27-24	<b>2010 1/9 KC L 7-30 a</b>		
a - AFC Wild Card Game			
<b>Longest KC winning streak:</b> 3 (1999-04)	<b>Longest KC losing streak:</b> 4 (2006-present)		
<b>Arrowhead Stadium:</b> 0-3-0 (.000)	<b>M&amp;T Bank Stadium:</b> 3-1-0 (.750)		
<b>Ravens home sites:</b> Baltimore Memorial Stadium 1996-97; M&T Bank Stadium 1998-present, known as Stadium at Camden Yards 1998 and PSINet Stadium 1999-02.			

	<b>BUFFALO BILLS</b> <b>19-25-1 (.433)</b>	<b>Regular Season: 18-23-1</b> <b>Postseason: 1-2</b>	<b>Home: 12-11-0</b> <b>Away: 7-14-1</b>
1960 11/6 BUF W 45-28	1968 10/5 BUF W 18-7	1994 10/30 BUF L 10-44	
12/18 DAL W 24-7	1969 11/2 BUF W 29-7	1996 12/22 BUF L 9-20	
1961 10/15 BUF L 24-27	12/7 KC W 22-19	1997 9/14 KC W 22-16	
11/12 DAL L 20-30	1971 12/19 KC W 22-9	2000 11/19 KC L 17-21	
1962 9/30 DAL W 41-21	1973 10/29 BUF L 14-23	2002 11/17 KC W 17-16	
12/2 BUF L 14-23	1976 10/3 BUF L 17-50	2003 10/26 KC W 38-5	
1963 9/22 BUF T 27-27	1978 10/1 BUF L 13-28	2005 11/13 BUF L 3-14	
10/13 KC L 26-35	12/3 KC W 14-10	2008 11/23 KC L 31-54	
1964 9/13 BUF L 17-34	1982 9/12 BUF L 9-14	2009 12/13 KC L 10-16	
10/18 KC L 22-35	1983 12/4 KC L 9-14	2010 10/31 KC W 13-10 OT	
1965 10/17 KC L 7-23	1986 9/28 BUF W 20-17	2011 9/11 KC L 7-41	
12/12 BUF L 25-34	11/30 KC L 14-17	2012 9/16 BUF L 17-35	
1966 9/11 BUF W 42-20	1991 10/7 KC W 33-6	2013 11/3 BUF W 23-13	
10/2 KC L 14-29	<b>1/5/92 BUF L 14-37 b</b>	<b>Total Points: KC 903 - BUF 993</b>	
<b>1/1/67 BUF W 31-7 a</b>	1993 11/28 KC W 23-7		
1967 12/3 KC W 23-13	<b>1/23/94 BUF L 13-30 c</b>		
a - AFL Championship Game      b - AFC Divisional Playoff Game      c - AFC Championship Game			
<b>Longest KC winning streak:</b> 6 (1966-71)	<b>Longest KC losing streak:</b> 5 (1963-65)		
<b>Cotton Bowl:</b> 2-1-0 (.667)	<b>War Memorial Stadium:</b> 5-4-1 (.550)		
<b>Municipal Stadium:</b> 3-4-0 (.429)	<b>Ralph Wilson Stadium:</b> 2-10-0 (.167)		
<b>Arrowhead Stadium:</b> 7-6-0 (.538)			
<b>Bills home sites:</b> War Memorial Stadium 1960-72; Ralph Wilson Stadium - Orchard Park, NY 1973-present, known as Rich Stadium 1973-98; Rogers Centre - Toronto, Canada 2008-present.			


	<b>CAROLINA PANTHERS</b> <b>3-2-0 (.600)</b>	<b>Regular Season: 3-2-0</b> <b>Postseason: 0-0</b>	<b>Home: 2-1-0</b> <b>Away: 1-1-0</b>
1997 9/21 CAR W 35-14 2000 12/10 KC W 15-14	2004 9/19 KC L 17-28 2008 10/5 CAR L 0-34	2012 12/2 KC W 27-21 <b>Total Points: KC 94 - CAR 111</b>	
<b>Longest KC winning streak:</b> 2 (1997-00) <b>Arrowhead Stadium:</b> 2-1-0 (.667) <b>Longest KC losing streak:</b> 2 (2004-present) <b>Bank of America Stadium:</b> 1-1-0 (.500) <b>Panthers home sites:</b> Clemson Memorial Stadium - Clemson, SC 1995; Bank of America Stadium 1996-present, known as Ericsson Stadium 1996-03.			


	<b>CHICAGO BEARS</b> <b>5-6-0 (.455)</b>	<b>Regular Season 5-6-0</b> <b>Postseason: 0-0</b>	<b>Home: 3-2-0</b> <b>Away: 2-4-0</b>
1973 11/12 KC W 19-7 1977 11/13 CHI L 27-28 1981 11/8 KC L 13-16 OT 1987 11/1 CHI L 28-31	1990 12/29 CHI W 21-10 1993 11/21 KC L 17-19 1996 11/17 KC W 14-10 1999 9/12 CHI L 17-20	2003 12/28 KC W 31-3 2007 9/16 CHI L 10-20 2011 12/4 CHI W 10-3 <b>Total Points: KC 207 - CHI 167</b>	
<b>Longest KC winning streak:</b> 1 (Five times) <b>Arrowhead Stadium:</b> 3-2-0 (.600) <b>Longest KC losing streak:</b> 3 (1977-87) <b>Soldier Field:</b> 2-4-0 (.333) <b>Bears home sites:</b> Wrigley Field 1970; Soldier Field 1971-01, 2003-present; University of Illinois Memorial Stadium - Champaign, IL 2002.			


	<b>CINCINNATI BENGALS</b> <b>13-14-0 (.481)</b>	<b>Regular Season: 13-14-0</b> <b>Postseason: 0-0</b>	<b>Home: 8-7-0</b> <b>Away: 5-7-0</b>
1968 10/13 KC W 13-3 11/10 CIN W 16-9 1969 9/28 CIN L 19-24 10/26 KC W 42-22 1970 10/18 CIN W 27-19 1972 10/15 KC L 16-23 1973 10/21 CIN L 6-14 1974 11/24 CIN L 6-33 1976 11/21 KC L 24-27 1977 12/4 KC L 7-27	1978 9/3 CIN W 24-23 1979 10/7 CIN W 10-7 1980 11/30 KC L 6-20 1983 11/13 KC W 20-15 1984 9/9 CIN W 27-22 1986 9/7 KC W 24-14 1987 12/6 CIN L 27-30 OT 1988 11/13 KC W 31-28 1989 10/1 KC L 17-21 1993 10/10 KC W 17-15	2003 11/16 CIN L 19-24 2005 1/1/06 KC W 37-3 2006 9/10 KC L 10-23 2007 10/14 KC W 27-20 2008 12/28 CIN L 6-16 2009 12/27 CIN L 10-17 2012 11/18 KC L 6-28 <b>Total Points: KC 494 - CIN 527</b>	
<b>Longest KC winning streak:</b> 3 (1983-86) <b>Municipal Stadium:</b> 2-0-0 (1.000) <b>Arrowhead Stadium:</b> 6-7-0 (.462) <b>Longest KC losing streak:</b> 5 (1972-77) <b>Nippert Stadium:</b> 1-1-0 (.500) <b>Cinergy Field:</b> 4-3-0 (.571) <b>Paul Brown Stadium:</b> 0-3-0 (.000) <b>Bengals home sites:</b> Nippert Stadium 1968-69; Cinergy Field 1970-99, known as Riverfront Stadium 1970-95; Paul Brown Stadium 2000-present.			


	<b>CLEVELAND BROWNS</b> <b>11-11-2 (.500)</b>	<b>Regular Season: 11-11-2</b> <b>Postseason: 0-0</b>	<b>Home: 8-3-1</b> <b>Away: 3-8-1</b>
1971 11/14 KC W 13-7 1972 10/8 CLE W 31-7 1973 12/2 KC T 20-20 1975 12/14 CLE L 14-40 1976 12/12 KC W 39-14 1977 10/30 CLE L 7-44 1978 10/22 KC W 17-3 1979 9/9 KC L 24-27 1980 9/21 CLE L 13-20	1984 9/30 KC W 10-6 1986 10/12 CLE L 7-20 1988 9/4 KC L 3-6 1989 11/19 CLE T 10-10 OT 1990 9/30 KC W 34-0 1991 11/24 CLE L 15-20 1994 11/20 KC W 20-13 1995 9/24 CLE L 17-35 2002 9/8 CLE W 40-39	2003 11/9 KC W 41-20 2006 12/3 CLE L 28-31 OT 2009 12/20 KC L 34-41 2010 9/19 CLE W 16-14 2012 12/9 CLE L 7-30 2013 10/27 KC W 23-17 <b>Total Points: KC 483 - CLE 484</b>	
<b>Longest KC winning streak:</b> 2 (Twice) <b>Municipal Stadium:</b> 1-0-0 (1.000) <b>Arrowhead Stadium:</b> 7-3-1 (.682) <b>Longest KC losing streak:</b> 2 (Three times) <b>Municipal Stadium:</b> 1-6-1 (.143) <b>Cleveland Browns Stadium:</b> 2-2-0 (.500) <b>Browns home sites:</b> Municipal Stadium 1970-95; Cleveland Browns Stadium 1999-2012; FirstEnergy Stadium 2013-present.			




 <b>DETROIT LIONS</b> <b>7-5-0 (.583)</b>				<b>Regular Season: 7-5-0</b> <b>Postseason: 0-0</b>				<b>Home: 5-1-0</b> <b>Away: 2-4-0</b>			
1971 11/25	DET	L	21-32	1988 10/23	KC	L	6-7	2007 12/23	DET	L	20-25
1975 11/23	KC	W	24-21 OT	1990 10/14	KC	W	43-24	2011 9/18	DET	L	3-48
1980 10/26	KC	W	20-17	1996 11/28	DET	W	28-24	<b>Total Points: KC 278 - DET 283</b>			
1981 11/26	DET	L	10-27	1999 9/26	KC	W	31-21				
1987 11/26	DET	W	27-20	2003 12/14	KC	W	45-17				
<b>Longest KC winning streak:</b> 4 (1990-03)				<b>Longest KC losing streak:</b> 2 (2007-11)							
<b>Arrowhead Stadium:</b> 5-1-0 (.833)				<b>Tiger Stadium:</b> 0-1-0 (.000)							
				<b>Pontiac Silverdome:</b> 2-1-0 (.667)							
				<b>Ford Field:</b> 0-2-0 (.000)							
<b>Lions home sites:</b> Tiger Stadium 1970-74; Pontiac Silverdome - Pontiac, MI 1975-01; Ford Field 2002-present.											


 <b>GREEN BAY PACKERS</b> 7-3-1 (.682)				<b>Regular Season: 7-2-1</b> <b>Postseason: 0-1</b>				<b>Home: 4-2-0</b> <b>Away: 3-0-1</b>			
1966 1/15/67	LA	L	10-35 a	1990 9/23	GB	W	17-3	2011 12/18	KC	W	19-14
1973 10/14	MIL	T	10-10 b	1993 11/8	KC	W	23-16	<b>Total Points: KC 212 - GB 201</b>			
1977 11/6	KC	W	20-10	1996 11/10	KC	W	27-20				
1987 11/22	KC	L	3-23	2003 10/12	GB	W	40-34 OT				
1989 12/10	GB	W	21-3	2007 11/4	KC	L	22-33				
a - Super Bowl I (Memorial Coliseum - Los Angeles, CA)    b - Milwaukee County Stadium (Milwaukee, WI)											
<b>Longest KC winning streak:</b> 5 (1989-present)				<b>Longest KC losing streak:</b> 1 (Twice)							
<b>Arrowhead Stadium:</b> 4-2-0 (.667)				<b>Lambeau Field:</b> 3-0-0 (1.000)							
				<b>Milwaukee County Stadium:</b> 0-0-1 (.500)							
<b>Packers home sites:</b> Lambeau Field 1970-present; Milwaukee County Stadium - Milwaukee, WI 1970-94.											


 <b>HOUSTON TEXANS</b> <b>3-3-0 (.500)</b>				<b>Regular Season: 3-3-0</b> <b>Postseason: 0-0</b>				<b>Home: 1-1-0</b> <b>Away: 2-2-0</b>			
2003 9/21	HOU	W	42-14	2007 9/9	HOU	L	3-20	<b>Total Points: KC 159 - HOU 126</b>			
2004 9/26	KC	L	21-24	2010 10/17	HOU	L	31-35				
2005 11/20	HOU	W	45-17	2013 10/20	KC	W	17-16				
<b>Longest KC winning streak:</b> 1 (three times)				<b>Longest KC losing streak:</b> 2 (2007-10)							
<b>Arrowhead Stadium:</b> 1-1-0 (.500)				<b>Reliant Stadium:</b> 2-2-0 (.500)							
<b>Texans home site:</b> Reliant Stadium 2002-present.											


 <b>INDIANAPOLIS COLTS</b> <b>8-16-0 (.333)</b>				<b>Regular Season: 8-12-0</b> <b>Postseason: 0-4</b>				<b>Home: 4-9-0</b> <b>Away: 4-7-0</b>			
1970 9/28	BAL	W	44-24	1990 10/7	IND	L	19-23	2007 11/18	IND	L	10-13
1972 12/10	KC	W	24-10	<b>1995 1/7/96 KC</b>	<b>L</b>	<b>7-10 a</b>		2010 10/10	IND	L	9-19
1975 11/30	BAL	L	14-28	1996 12/15	KC	L	19-24	2011 10/9	IND	W	28-24
1977 10/16	KC	L	6-17	1999 11/7	IND	L	17-25	2012 12/23	KC	L	13-20
1979 9/2	KC	W	14-0	2000 9/3	KC	L	14-27	2013 12/22	KC	L	7-23
12/9	BAL	W	10-7	2001 10/25	KC	L	28-35	1/4/14	IND	L	<b>44-45 b</b>
1980 11/2	KC	L	24-31	<b>2003 1/11/04 KC</b>	<b>L</b>	<b>31-38 a</b>		<b>Total Points: KC 493 - IND 536</b>			
12/21	BAL	W	38-28	2004 10/31	KC	W	45-35				
1985 11/24	KC	W	20-7	<b>2006 1/6/07 IND</b>	<b>L</b>	<b>8-23 b</b>					
a - AFC Divisional Playoff Game				b - AFC Wild Card Playoff Game							
<b>Longest KC winning streak:</b> 2 (Three times)				<b>Longest KC losing streak:</b> 7 (1990-03)							
<b>Municipal Stadium:</b> 1-0-0 (1.000)				<b>Baltimore Memorial Stadium:</b> 3-1-0 (.750)							
<b>Arrowhead Stadium:</b> 3-9-0 (.250)				<b>RCA Dome:</b> 0-4-0 (.000)							
				<b>Lucas Oil Stadium:</b> 1-2-0 (.333)							
<b>Colts home sites:</b> Baltimore Memorial Stadium 1970-83; RCA Dome 1984-07, known as Hoosier Dome 1984-93; Lucas Oil Stadium 2008-present. Franchise in Baltimore prior to 1984.											




 <b>JACKSONVILLE JAGUARS</b> <b>4-6-0 (.400)</b>		<b>Regular Season: 4-6-0</b> <b>Postseason: 0-0</b>	<b>Home: 2-2-0</b> <b>Away: 2-4-0</b>
1997 11/9 JAX L 10-24 1998 9/13 JAX L 16-21 2001 12/30 JAX W 30-26 2002 9/15 KC L 16-23	2004 10/17 JAX L 16-22 2006 12/31 KC W 35-30 2007 10/7 KC L 7-17 2009 11/8 JAX L 21-24	2010 10/24 KC W 42-20 2013 9/8 JAX W 28-2 <b>Total Points: KC 221 - JAX 209</b>	
<b>Longest KC winning streak:</b> 2 (2010-present) <b>Arrowhead Stadium:</b> 2-2-0 (.500)			
<b>Longest KC losing streak:</b> 2 (Three times) <b>Jacksonville Municipal Stadium:</b> 1-4-0 (.200) <b>Everbank Field:</b> 1-0-0 (1.000)			
<b>Jaguars home site:</b> Everbank Field 1995-present, known as ALLTEL Stadium 1995-06, Jacksonville Municipal Stadium 2007-09.			


 <b>MIAMI DOLPHINS</b> <b>12-16-0 (.429)</b>		<b>Regular Season: 12-13-0</b> <b>Postseason: 0-3</b>	<b>Home: 6-5-0</b> <b>Away: 6-11-0</b>
1966 11/13 KC W 34-16 12/11 MIA W 19-18 1967 9/24 MIA W 24-0 10/8 KC W 41-0 1968 9/28 MIA W 48-3 1969 10/19 KC W 17-10 <b>1971 12/25 KC L 24-27 2 OT a</b> 1972 9/17 KC L 10-20 1974 10/20 MIA L 3-9 1976 10/17 MIA W 20-17 OT	1981 12/13 KC L 7-17 1983 9/25 MIA L 6-14 1985 9/22 MIA L 0-31 1987 10/11 MIA L 0-42 b 1989 12/3 KC W 26-21 12/24 MIA W 27-24 <b>1990 1/5/91 MIA L 16-17 c</b> 1991 10/13 KC W 42-7 1993 10/31 MIA L 10-30 1994 12/12 MIA L 28-45	<b>12/31 MIA L 17-27 c</b> 1995 12/11 MIA L 6-13 1997 10/5 MIA L 14-17 2002 9/29 KC W 48-30 2005 10/21 MIA W 30-20 2006 11/12 MIA L 10-13 2008 12/21 KC L 31-38 2011 11/6 KC L 3-31 <b>Total Points: KC 561 - MIA 557</b>	
a - AFC Divisional Playoff Game      b - Replacement Game      c - AFC Wild Card Playoff Game			
<b>Longest KC winning streak:</b> 6 (1966-69) <b>Municipal Stadium:</b> 3-1-0 (.750) <b>Arrowhead Stadium:</b> 3-4-0 (.429)			
<b>Longest KC losing streak:</b> 5 (1993-97) <b>Orange Bowl:</b> 4-4-0 (.500) <b>Dolphin Stadium:</b> 2-7-0 (.222)			
<b>Dolphins home sites:</b> Orange Bowl 1966-86; Sun Life Stadium 1987-present, known as Joe Robbie Stadium 1987-96, Pro Player Stadium 1997-04, Dolphins Stadium 2005, Dolphin Stadium 2006-08 and Land Shark Stadium 2009.			

 <b>MINNESOTA VIKINGS</b> <b>7-4-0 (.636)</b>		<b>Regular Season: 6-4-0</b> <b>Postseason: 1-0</b>	<b>Home: 4-1-0</b> <b>Away: 2-3-0</b>
<b>1969 1/11/70 NO W 23-7 a</b> 1970 9/20 MIN L 10-27 1974 12/14 KC L 15-35 1981 12/20 MIN W 10-6 1990 9/9 KC W 24-21	1993 12/26 MIN L 10-30 1996 11/3 MIN W 21-6 1999 12/12 KC W 31-28 2003 12/20 MIN L 20-45 2007 9/23 KC W 13-10	2011 10/2 KC W 22-17 <b>Total Points: KC 199 - MIN 232</b>	
a - Super Bowl IV (Tulane Stadium - New Orleans, LA)			
<b>Longest KC winning streak:</b> 2 (Three times) <b>Arrowhead Stadium:</b> 4-1-0 (.800)			
<b>Longest KC losing streak:</b> 2 (1970-74) <b>Metropolitan Stadium:</b> 1-1-0 (.500) <b>H.H.H. Metrodome:</b> 1-2-0 (.333)			
<b>Vikings home sites:</b> Metropolitan Stadium - Bloomington, MN 1970-81; Mall of America Field at Hubert H. Humphrey Metrodome 1982-present, known as Hubert H. Humphrey Metrodome 1982-09.			

 <b>NEW ENGLAND PATRIOTS</b> <b>16-13-3 (.547)</b>	<b>Regular Season: 16-13-3</b> <b>Postseason: 0-0</b>	<b>Home: 10-3-1</b> <b>Away: 6-10-2</b>
1960 11/18 BOS L 14-42 12/11 DAL W 34-0	1966 9/25 BOS W 43-24 11/20 KC T 27-27	1998 10/11 NE L 10-40 1999 10/10 KC W 16-14
1961 10/29 DAL L 17-18 11/3 BOS L 21-28	1967 11/12 BOS W 33-10 1968 11/17 KC W 31-17	2000 12/4 NE L 24-30 2002 9/22 NE L 38-41 OT
1962 9/8 DAL W 42-28 10/12 BOS W 27-7	1969 9/21 BOS W 31-0 1970 10/11 KC W 23-10	2004 11/22 KC L 19-27 2005 11/27 KC W 26-16
1963 11/17 BOS T 24-24 12/14 KC W 35-3	1973 9/23 NE W 10-7 1977 9/18 NE L 17-21	2008 9/7 NE L 10-17 2011 11/21 NE L 3-34
1964 10/23 BOS L 7-24 12/6 KC L 24-31	1981 10/4 NE L 17-33 1990 12/2 NE W 37-7	<b>Total Points: KC 755 - NE 653</b>
1965 10/3 KC W 27-17 11/21 BOS T 10-10	1992 12/13 KC W 27-20 1995 10/15 KC W 31-26	
<hr/>		
<b>Longest KC winning streak:</b> 5 (1967-73) <b>Cotton Bowl:</b> 2-1-0 (.667) <b>Municipal Stadium:</b> 4-1-1 (.750) <b>Arrowhead Stadium:</b> 4-1-0 (.800)	<b>Longest KC losing streak:</b> 3 (2000-04) <b>Boston University Field:</b> 1-2-0 (.333) <b>Fenway Park:</b> 2-1-2 (.600) <b>B.C. Alumni Stadium:</b> 1-0-0 (1.000) <b>Foxboro Stadium:</b> 2-4-0 (.333) <b>Gillette Stadium:</b> 0-3-0 (.000)	
<b>Patriots home sites:</b> Boston University Field 1960-62; Fenway Park 1963-68; Boston College Alumni Stadium 1969; Harvard Stadium 1970; Foxboro Stadium - Foxboro, MA 1971-01, known as Schaefer Stadium 1971-82 and Sullivan Stadium 1983-89; Gillette Stadium 2002-present. Franchise known as the Boston Patriots prior to 1971.		

 <b>NEW ORLEANS SAINTS</b> <b>5-5-0 (.500)</b>					<b>Regular Season: 5-5-0</b> <b>Postseason: 0-0</b>					<b>Home: 1-3-0</b> <b>Away: 4-2-0</b>				
1972 9/25	NO	W	20-17	1991 9/8	KC	L	10-17	2008 11/16	KC	L	20-30	Total Points: KC 233 - NO 226		
1976 9/26	KC	L	17-27	1994 9/4	NO	W	30-17	2012 9/23	NO	W	27-24 OT			
1982 11/21	NO	L	17-27	1997 12/21	KC	W	25-13							
1985 9/8	NO	W	47-27	2004 11/14	NO	L	20-27							
<b>Longest KC winning streak:</b> 2 (1994-97) <b>Arrowhead Stadium:</b> 1-3-0 (.250)					<b>Longest KC losing streak:</b> 2 (Twice) <b>Tulane Stadium:</b> 1-0-0 (1.000) <b>Louisiana Superdome:</b> 2-2-0 (.500) <b>Mercedes-Benz Superdome:</b> 1-0-0 (1.000)									
<b>Saints home sites:</b> Tulane Stadium 1970-74; Louisiana Superdome 1975-2011; Mercedes-Benz Superdome 2012-present. Tiger Stadium (Baton Rouge, Louisiana) 2005 and Alamodome (San Antonio, Texas) 2005.														

 <b>NEW YORK GIANTS</b> 3-10-0 (.231)			<b>Regular Season: 3-10-0</b> <b>Postseason: 0-0</b>			<b>Home: 3-4-0</b> <b>Away: 0-6-0</b>		
1974 11/3	KC	L 27-33	1988 12/11	NYG	L 12-28	2005 12/17	NYG	L 17-27
1978 9/7	NYG	L 10-26	1992 12/19	NYG	L 21-35	2009 10/4	KC	L 16-27
1979 10/21	KC	L 17-21	1995 9/10	KC	W 20-17 OT	2013 9/29	KC	W 31-7
1983 10/16	KC	W 38-17	1998 12/20	NYG	L 7-28	<b>Total Points: KC 246 - NYG 307</b>		
1984 11/25	NYG	L 27-28	2001 9/23	KC	L 3-13			
<b>Longest KC winning streak:</b> 1 (Twice)			<b>Longest KC losing streak:</b> 4 (1998-09)					
<b>Arrowhead Stadium:</b> 3-4-0 (.429)			<b>Giants Stadium:</b> 0-6-0 (.000)					
<b>Giants home sites:</b> Yankee Stadium 1970-73; Yale Bowl, New Haven, CT 1973-74; Shea Stadium 1975; Giants Stadium - East Rutherford, NJ 1976-2009; MetLife Stadium 2010-Present, known as New Meadowlands Stadium 2010.								



NEW YORK JETS

17-18-1 (.486)

Regular Season: 16-17-1

Postseason: 1-1

Home: 9-7-0

Away: 8-11-1

1960	10/2	KC	L	35-37	1967	11/5	KC	W	42-18	1988	10/2	NYJ	T	17-17 OT
	11/24	NYT	L	35-41		12/10	NYJ	W	21-7		12/4	KC	W	38-34
1961	12/3	NYT	L	7-28	1968	9/15	KC	L	19-20	1992	11/29	NYJ	W	23-7
	12/17	KC	W	35-24	1969	11/16	NYJ	W	34-16	1998	11/1	KC	L	17-20
1962	10/21	KC	W	20-17		<b>12/20</b>	<b>NYJ</b>	<b>W</b>	<b>13-6 a</b>	2001	11/11	NYJ	L	7-27
	11/11	NYT	W	52-31	1971	11/7	NYJ	L	10-13	2002	10/6	NYJ	W	29-25
1963	12/1	NYJ	L	0-17	1974	9/15	KC	W	24-16	2005	9/11	KC	W	27-7
	12/22	KC	W	48-0	1975	9/28	KC	L	24-30	2007	12/30	NYJ	L	10-13 OT
1964	11/29	NYJ	L	14-27	1982	1/2/83	KC	W	37-13	2008	10/26	NYJ	L	24-28
	12/20	KC	W	24-7	1984	10/7	KC	L	16-17	2011	12/11	NYJ	L	10-37
1965	9/18	NYJ	W	14-10		10/21	NYJ	L	7-28	<b>Total Points: KC 799 - NYJ 726</b>				
	11/7	KC	L	10-13	<b>1986</b>	<b>12/28</b>	<b>NYJ</b>	<b>L</b>	<b>15-35 b</b>					
1966	11/27	NYJ	W	32-24	1987	11/15	KC	L	9-16					

a - AFL Divisional Playoff Game

b - AFC Wild Card Playoff Game

Longest KC winning streak:

Cotton Bowl:

Municipal Stadium:

Arrowhead Stadium:

3 (Twice)

2-1-0 (.667)

3-2-0 (.600)

4-4-0 (.500)

Longest KC losing streak:

Polo Grounds:

Shea Stadium:

Giants Stadium:

MetLife Stadium:

4 (1984-87)

1-3-0 (.250)

5-2-0 (.714)


2-5-1 (.313)


0-1-0 (.000)


Jets home sites:


MetLife Stadium 2010-Present, known as New Meadowlands Stadium 2010. Franchise known as the New York Titans prior to 1963.

Polo Grounds 1960-63; Shea Stadium 1964-83; Giants Stadium - East Rutherford, NJ 1984-2009;


 <b>OAKLAND RAIDERS</b> 57-51-2 (.527)			<b>Regular Season: 55-50-2</b> <b>Postseason: 2-1</b>			<b>Home: 29-24-1</b> <b>Away: 28-27-1</b>		
1960	9/16	OAK W 34-16	1978	10/15	OAK L 6-28	1997	9/8	OAK W 28-27
	10/9	KC L 19-20		11/5	KC L 10-20		12/7	KC W 30-0
1961	9/24	OAK W 42-35	1979	9/23	KC W 35-7	1998	9/6	KC W 28-8
	11/26	KC W 43-11		11/18	OAK W 24-21		12/26	OAK W 31-24
1962	9/23	OAK W 26-16	1980	9/7	KC L 14-27	1999	11/28	OAK W 37-34
	11/25	KC W 35-7		10/5	OAK W 31-17		1/2/00	KC L 38-41 OT
1963	11/3	OAK L 7-10	1981	10/11	KC W 27-0	2000	10/15	KC L 17-20
	11/8	KC L 7-22		10/25	OAK W 28-17		11/5	OAK L 31-49
1964	9/27	OAK W 21-9	1982	12/12	KC L 16-21	2001	9/9	KC L 24-27
	11/8	KC W 42-7	1983	10/9	LA L 20-21		12/9	OAK L 26-28
1965	9/12	OAK L 10-37		11/6	KC L 20-28	2002	10/17	KC W 20-10
	10/31	KC W 14-7	1984	9/16	KC L 20-22		12/28	OAK L 0-24
1966	9/18	OAK W 32-10		11/18	LA L 7-17	2003	10/20	OAK W 17-10
	10/16	KC L 13-34	1985	9/12	KC W 36-20		11/23	KC W 27-24
1967	10/1	OAK L 21-23		10/6	LA L 10-19	2004	12/5	OAK W 34-27
	11/23	KC L 22-44	1986	10/5	KC L 17-24		12/25	KC W 31-30
1968	10/20	KC W 24-10		12/14	LA W 20-17	2005	9/18	OAK W 23-17
	11/3	OAK L 21-38	1987	10/4	LA L 17-35 c		11/6	KC W 27-23
	12/22	<b>OAK L 6-41 a</b>		12/13	KC W 16-10	2006	11/19	KC W 17-13
1969	11/23	KC L 24-27	1988	10/16	KC L 17-27		12/23	OAK W 20-9
	12/13	OAK L 6-10		10/30	LA L 10-17	2007	10/21	OAK W 12-10
	1/4/70	<b>OAK W 17-7 b</b>	1989	9/17	KC W 24-19		11/25	KC L 17-20
1970	11/1	KC T 17-17		10/15	LA L 14-20	2008	9/14	KC L 8-23
	12/12	OAK L 6-20	1990	11/4	KC W 9-7		11/30	OAK W 20-13
1971	10/31	OAK T 20-20		11/25	LA W 27-24	2009	9/20	KC L 10-13
	12/12	KC W 16-14	1991	10/28	KC W 24-21		11/15	OAK W 16-10
1972	11/5	KC W 27-14		12/22	LA W 27-21	2010	11/7	OAK L 20-23 OT
	11/26	OAK L 3-26		12/28	<b>KC W 10-6 d</b>		1/2/11	KC L 10-31
1973	9/30	KC W 16-3	1992	9/28	KC W 27-7	2011	10/23	OAK W 28-0
	12/8	OAK L 7-37		12/6	LA L 7-28		12/24	KC L 13-16 OT
1974	9/22	OAK L 7-27	1993	10/3	KC W 24-9	2012	10/28	KC L 16-26
	12/8	KC L 6-7		11/14	LA W 31-20		12/26	OAK L 0-15
1975	10/12	KC W 42-10	1994	11/6	KC W 13-3	2013	10/13	KC W 24-7
	12/21	OAK L 20-28		12/24	LA W 19-9		12/15	OAK W 56-31
1976	9/20	KC L 21-24	1995	9/17	KC W 23-17 OT	<b>Total Points: KC 2,243 - OAK 2,128</b>		
	11/14	OAK L 10-21		12/3	OAK W 29-23			
1977	10/3	KC L 28-37	1996	9/8	KC W 19-3			
	12/18	OAK L 20-21		12/9	OAK L 7-26			
a - AFL Divisional Playoff Game			b - AFL Championship Game			c - Replacement Game		
d - AFC Wild Card Playoff Game								
<b>Longest KC winning streak:</b> 9 (2003-07)			<b>Longest KC losing streak:</b> 7 (1975-78)					
<b>KC Season Sweeps:</b> 17 (Last: 2013)			<b>OAK Season Sweeps:</b> 13 (Last: 2010)					
<b>Cotton Bowl:</b> 2-1-0 (.667)			<b>Kezar Stadium:</b> 1-0-0 (1.000)					
<b>Municipal Stadium:</b> 4-4-1 (.500)			<b>Candlestick Park:</b> 1-0-0 (1.000)					
<b>Arrowhead Stadium:</b> 23-19-0 (.548)			<b>Frank Youell:</b> 2-2-0 (.500)					
			<b>L.A. Memorial Coliseum:</b> 6-7-0 (.462)					
			<b>Oakland-Alameda Coliseum:</b> 18-18-1 (.500)					
<b>Raiders home sites:</b> Kezar Stadium - San Francisco, CA 1960;								
Candlestick Park - San Francisco, CA 1961; Frank Youell Field - Oakland, CA 1962-65;								
Los Angeles Memorial Coliseum 1982-94; Oakland-Alameda Coliseum 1966-81, 1995-present,								
known as Network Associates Coliseum 1998-04, McAfee Coliseum 2005-08 and O.co Coliseum 2011-Present.								
Franchise in Oakland 1960-81, 1995-present; in Los Angeles 1982-94.								

 <b>PHILADELPHIA EAGLES</b> <b>3-4-0 (.429)</b>					<b>Regular Season: 3-4-0</b> <b>Postseason: 0-0</b>					<b>Home: 1-3-0</b> <b>Away: 2-1-0</b>				
1972	10/22	KC	L	20-21	2001	11/29	KC	L	10-23	2013	9/19	PHI	W	26-16
1992	10/11	KC	W	24-17	2005	10/2	KC	L	31-37	<b>Total Points: KC 149 - PHI 169</b>				
1998	9/27	PHI	W	24-21	2009	9/27	PHI	L	14-34					
<b>Longest KC winning streak:</b> 2 (1992-98)					<b>Longest KC losing streak:</b> 3 (2001-09)									
<b>Arrowhead Stadium:</b> 1-3-0 (.250)					<b>Veterans Stadium:</b> 1-0-0 (1.000)									
					<b>Lincoln Financial Field:</b> 1-1-0 (.500)									
<b>Eagles home sites:</b> Franklin Field 1970; Veterans Stadium 1971-02; Lincoln Financial Field 2003-present.														

 <b>PITTSBURGH STEELERS</b>				<b>Regular Season: 9-19-0</b> <b>Postseason: 1-0</b>				<b>Home: 6-10-0</b> <b>Away: 4-9-0</b>			
1970 11/15	PIT	W	31-14	1982 12/5	PIT	L	14-35	1997 11/3	KC	W	13-10
1971 10/18	KC	W	38-16	1984 9/2	PIT	W	37-27	1998 10/26	KC	L	13-20
1972 11/12	PIT	L	7-16	1985 11/10	KC	L	28-36	1999 12/18	KC	W	35-19
1974 10/13	KC	L	24-34	1986 12/21	PIT	W	24-19	2001 10/14	KC	L	17-20
1975 11/16	PIT	L	3-28	1987 11/8	KC	L	16-17	2003 9/14	KC	W	41-20
1976 11/7	KC	L	0-45	1988 11/27	PIT	L	10-16	2006 10/15	PIT	L	7-45
1978 10/29	PIT	L	24-27	1989 10/29	PIT	L	17-23	2009 11/22	KC	W	27-24 OT
1979 11/11	KC	L	3-30	1992 10/25	KC	L	3-27	2011 11/27	KC	L	9-13
1980 12/14	PIT	L	16-21	<b>1993 1/8/94</b>	<b>KC</b>	<b>W</b>	<b>27-24 OT a</b>	2012 11/12	PIT	L	13-16 OT
1981 9/6	PIT	W	37-33	1996 10/7	KC	L	7-17	<b>Total Points: KC 541 - PIT 692</b>			
a - AFC Wild Card Playoff Game											
<b>Longest KC winning streak:</b> 2 (1970-71)				<b>Longest KC losing streak:</b> 7 (1972-80)							
<b>Municipal Stadium:</b> 1-0-0 (1.000)				<b>Three Rivers Stadium:</b> 4-7-0 (.364)							
<b>Arrowhead Stadium:</b> 5-10-0 (.333)				<b>Heinz Field:</b> 0-2-0 (.000)							
<b>Steelers home sites:</b> Three Rivers Stadium 1970-00; Heinz Field 2001-present.											

 ST. LOUIS RAMS 6-4-0 (.600)					Regular Season: 6-4-0 Postseason: 0-0					Home: 2-3-0 Away: 4-1-0		
1973 9/16	KC	L	13-23	1994 9/25	KC	L	0-16	2006 11/5	STL	W	31-17	
1982 11/28	LA	L	14-20	1997 10/26	STL	W	28-20	2010 12/19	STL	W	27-13	
1985 10/20	KC	L	0-16	2000 10/22	KC	W	54-34	Total Points: KC 243 - STL 189				
1991 11/10	LA	W	27-20	2002 12/8	KC	W	49-10					
Longest KC winning streak: 5 (1997-present)					Longest KC losing streak: 3 (1973-85)							
Arrowhead Stadium: 2-3-0 (.400)					Anaheim Stadium: 1-1-0 (.500)							
					Edward Jones Dome: 3-0-0 (1.000)							
Rams home sites: Los Angeles Memorial Coliseum 1970-79; Anaheim Stadium - Anaheim, CA 1980-94; Busch Stadium 1995; Edward Jones Dome 1995-present, known as TransWorld Dome 1995-01. Franchise in Los Angeles prior to 1995.												





SAN DIEGO CHARGERS

52-55-1 (.486)

Regular Season: 52-54-1

Postseason: 0-1

Home: 31-23-0

Away: 21-32-1

1960	9/10	LA	L	20-21	1979	11/26	KC	W	23-0	1997	10/16	KC	W	31-3
	9/25	DAL	W	17-0		11/4	KC	L	14-20		12/14	SD	W	29-7
1961	9/10	DAL	L	10-26		11/25	SD	L	7-28	1998	9/20	KC	W	23-7
	11/19	SD	L	14-24	1980	9/28	KC	L	7-24		11/22	SD	L	37-38
1962	10/7	SD	L	28-32		11/16	SD	L	7-20	1999	10/3	SD	L	14-21
	12/16	DAL	W	26-17	1981	9/20	KC	L	31-42		10/31	KC	W	34-0
1963	9/29	SD	L	17-38		11/1	SD	L	20-22	2000	9/17	KC	W	42-10
	10/20	KC	L	10-24	1982	9/19	KC	W	19-12		11/26	SD	L	16-17
1964	11/15	KC	L	14-28	1983	9/12	KC	L	14-17	2001	11/4	SD	W	25-20
	12/13	SD	W	49-6		12/11	SD	L	38-41		12/23	KC	W	20-17
1965	9/26	SD	T	10-10	1984	10/14	KC	W	31-13	2002	10/13	SD	L	34-35
	11/14	KC	W	31-7		12/16	SD	W	42-21		12/22	KC	W	24-22
1966	11/6	KC	W	24-14	1985	10/13	SD	L	20-31	2003	9/7	KC	W	27-14
	12/18	SD	W	27-17		12/22	KC	W	38-34		11/30	SD	W	28-24
1967	10/15	SD	L	31-45	1986	10/19	KC	W	42-41	2004	11/28	KC	L	31-34
	11/19	KC	L	16-17		11/2	SD	W	24-23		1/2/05	SD	L	17-24
1968	10/27	KC	W	27-20	1987	9/13	KC	W	20-13	2005	10/30	SD	L	20-28
	12/8	SD	W	40-3		10/25	SD	L	21-42		12/24	KC	W	20-7
1969	9/14	SD	W	27-9	1988	9/25	KC	L	23-24	2006	10/22	KC	W	30-27
	11/9	KC	W	27-3		12/18	SD	L	13-24		12/17	SD	L	9-20
1970	11/29	KC	W	26-14	1989	9/24	SD	L	6-21	2007	9/30	SD	W	30-16
	12/20	SD	L	13-31		12/17	KC	L	13-20		12/2	KC	L	10-24
1971	9/19	SD	L	14-21	1990	11/18	KC	W	27-10	2008	11/9	SD	L	19-20
	10/10	KC	W	31-10		12/23	SD	W	24-21		12/14	KC	L	21-22
1972	10/29	SD	W	26-14	1991	9/29	SD	W	14-13	2009	10/25	KC	L	7-37
	11/19	KC	L	17-27		12/8	KC	W	20-17 OT		11/29	SD	L	14-43
1973	11/4	SD	W	19-0	1992	9/6	SD	W	24-10	2010	9/13	KC	W	21-14
	12/16	KC	W	33-6		11/8	KC	W	16-14		12/12	SD	L	0-31
1974	10/27	SD	W	24-14		1/2/93	SD	L	0-17 a	2011	9/25	SD	L	17-20
	11/10	KC	L	7-14	1993	10/17	SD	W	17-14		10/31	KC	W	23-20 OT
1975	10/19	SD	W	12-10		12/19	KC	W	28-24	2012	9/30	KC	L	20-37
	12/7	KC	L	20-28	1994	10/9	SD	L	6-20		11/1	SD	L	13-31
1976	9/12	KC	L	16-30		11/13	KC	L	13-14	2013	11/24	KC	L	38-41
	11/28	SD	W	23-20	1995	10/9	KC	W	29-23 OT		12/29	SD	L	24-27
1977	9/25	KC	L	7-23		11/12	SD	W	22-7	<b>Total Points: KC 2,311 - SD 2,213</b>				
	10/23	SD	W	21-16	1996	9/29	SD	L	19-22					
1978	11/12	SD	L	23-29 OT		11/24	KC	L	14-28					

a - AFC Wild Card Playoff Game

Longest KC winning streak:

6 (1990-92)

KC Season Sweeps:

14 (Last: 2003)

Cotton Bowl:

2-1-0 (.667)

Municipal Stadium:

6-3-0 (.667)

Arrowhead Stadium:

23-19-0 (.548)

Longest KC losing streak:

6 (1979-81)

SD Season Sweeps:

16 (Last: 2013)

L.A. Memorial Coliseum:

0-1-0 (.000)

Balboa Stadium:


2-3-1 (.417)


Qualcomm Stadium:


19-28-0 (.396)


Chargers home sites:

Los Angeles Memorial Coliseum 1960; Balboa Stadium 1961-66; Qualcomm Stadium 1967-present, known as San Diego Stadium 1967-79, Jack Murphy Stadium 1980-96. Franchise located in Los Angeles prior to 1961.

 <b>SAN FRANCISCO 49ERS</b> <b>5-6-0 (.455)</b>				<b>Regular Season: 5-6-0</b> <b>Postseason: 0-0</b>				<b>Home: 4-2-0</b> <b>Away: 1-4-0</b>			
1971	12/6	SF	W 26-17	1991	12/14	SF	L 14-28	2002	11/10	SF	L 13-17
1975	10/5	KC	L 3-20	1994	9/11	KC	W 24-17	2006	10/1	KC	W 41-0
1982	12/26	KC	L 13-26	1997	11/30	KC	W 44-9	2010	9/26	KC	W 31-10
1985	11/17	SF	L 3-31	2000	11/12	SF	L 7-21	<b>Total Points: KC 219 - SF 196</b>			
<b>Longest KC winning streak:</b> 2 (Twice) <b>Arrowhead Stadium:</b> 4-2-0 (.667)				<b>Longest KC losing streak:</b> 4 (1975-91) <b>Monster Park:</b> 1-4-0 (.200)							
<b>49ers home sites:</b> Kezar Stadium 1970; Candlestick Park 1971-present, known as, 3Com Park at Candlestick Point 1996-04, Monster Park 2005-07.											

 <b>SEATTLE SEAHAWKS</b> <b>32-18-0 (.640)</b>			<b>Regular Season: 32-18-0</b> <b>Postseason: 0-0</b>			<b>Home: 20-5-0</b> <b>Away: 12-13-0</b>		
1977 12/11 KC L 31-34	1987 9/20 SEA L 14-43	12/24 KC W 26-3	1977 12/11 KC L 31-34	1987 9/20 SEA L 14-43	12/24 KC W 26-3	1977 12/11 KC L 31-34	1987 9/20 SEA L 14-43	12/24 KC W 26-3
1978 11/19 KC L 10-13	12/27 KC W 41-20	1996 9/15 SEA W 35-17	1978 11/19 KC L 10-13	12/27 KC W 41-20	1996 9/15 SEA W 35-17	1978 11/19 KC L 10-13	12/27 KC W 41-20	1996 9/15 SEA W 35-17
12/17 SEA L 19-23	1988 9/11 SEA L 10-31	10/17 KC W 34-16	12/17 SEA L 19-23	1988 9/11 SEA L 10-31	10/17 KC W 34-16	12/17 SEA L 19-23	1988 9/11 SEA L 10-31	10/17 KC W 34-16
1979 9/30 SEA W 24-6	11/20 KC W 27-24	1997 9/28 KC W 20-17 OT	1979 9/30 SEA W 24-6	11/20 KC W 27-24	1997 9/28 KC W 20-17 OT	1979 9/30 SEA W 24-6	11/20 KC W 27-24	1997 9/28 KC W 20-17 OT
12/2 KC W 37-21	1989 10/8 SEA W 20-16	11/23 SEA W 19-14	12/2 KC W 37-21	1989 10/8 SEA W 20-16	11/23 SEA W 19-14	12/2 KC W 37-21	1989 10/8 SEA W 20-16	11/23 SEA W 19-14
1980 9/14 KC L 16-17	11/5 KC W 20-10	1998 10/4 KC W 17-6	1980 9/14 KC L 16-17	11/5 KC W 20-10	1998 10/4 KC W 17-6	1980 9/14 KC L 16-17	11/5 KC W 20-10	1998 10/4 KC W 17-6
11/9 SEA W 31-30	1990 10/21 SEA L 7-19	11/8 SEA L 12-24	11/9 SEA W 31-30	1990 10/21 SEA L 7-19	11/8 SEA L 12-24	11/9 SEA W 31-30	1990 10/21 SEA L 7-19	11/8 SEA L 12-24
1981 9/27 SEA W 20-14	11/11 KC L 16-17	1999 11/21 KC L 19-31	1981 9/27 SEA W 20-14	11/11 KC L 16-17	1999 11/21 KC L 19-31	1981 9/27 SEA W 20-14	11/11 KC L 16-17	1999 11/21 KC L 19-31
11/22 KC W 40-13	1991 9/22 KC W 20-13	12/26 SEA L 14-23	11/22 KC W 40-13	1991 9/22 KC W 20-13	12/26 SEA L 14-23	11/22 KC W 40-13	1991 9/22 KC W 20-13	12/26 SEA L 14-23
1983 9/4 KC W 17-13	12/1 SEA W 19-6	2000 10/2 KC W 24-17	1983 9/4 KC W 17-13	12/1 SEA W 19-6	2000 10/2 KC W 24-17	1983 9/4 KC W 17-13	12/1 SEA W 19-6	2000 10/2 KC W 24-17
11/27 SEA L 48-51 OT	1992 9/13 KC W 26-7	10/29 SEA W 24-19	11/27 SEA L 48-51 OT	1992 9/13 KC W 26-7	10/29 SEA W 24-19	11/27 SEA L 48-51 OT	1992 9/13 KC W 26-7	10/29 SEA W 24-19
1984 11/4 SEA L 0-45	11/22 SEA W 24-14	2001 11/25 KC W 19-7	1984 11/4 SEA L 0-45	11/22 SEA W 24-14	2001 11/25 KC W 19-7	1984 11/4 SEA L 0-45	11/22 SEA W 24-14	2001 11/25 KC W 19-7
12/9 KC W 34-7	1993 12/5 SEA W 31-16	1/6/02 SEA L 18-21	12/9 KC W 34-7	1993 12/5 SEA W 31-16	1/6/02 SEA L 18-21	12/9 KC W 34-7	1993 12/5 SEA W 31-16	1/6/02 SEA L 18-21
1985 9/29 KC W 28-7	1/2/94 KC W 34-24	2002 11/24 SEA L 32-39	1985 9/29 KC W 28-7	1/2/94 KC W 34-24	2002 11/24 SEA L 32-39	1985 9/29 KC W 28-7	1/2/94 KC W 34-24	2002 11/24 SEA L 32-39
12/1 SEA L 6-24	1994 10/23 KC W 38-23	2006 10/29 KC W 35-28	12/1 SEA L 6-24	1994 10/23 KC W 38-23	2006 10/29 KC W 35-28	12/1 SEA L 6-24	1994 10/23 KC W 38-23	2006 10/29 KC W 35-28
1986 9/14 SEA L 17-23	11/27 SEA L 9-10	2010 11/28 SEA W 42-24	1986 9/14 SEA L 17-23	11/27 SEA L 9-10	2010 11/28 SEA W 42-24	1986 9/14 SEA L 17-23	11/27 SEA L 9-10	2010 11/28 SEA W 42-24
11/9 KC W 27-7	1995 9/3 SEA W 34-10	<b>Total Points: KC 1,185 - SEA 957</b>	11/9 KC W 27-7	1995 9/3 SEA W 34-10	<b>Total Points: KC 1,185 - SEA 957</b>	11/9 KC W 27-7	1995 9/3 SEA W 34-10	<b>Total Points: KC 1,185 - SEA 957</b>
<b>Longest KC winning streak:</b> 7 (Twice) <b>KC Season Sweeps:</b> 14 (Last: 2000) <b>Arrowhead Stadium:</b> 20-5-0 (.800)			<b>Longest KC losing streak:</b> 3 (Twice) <b>SEA Season Sweeps:</b> 11 (Last: 1996) <b>Kingdome Stadium:</b> 10-11-0 (.476) <b>Husky Stadium:</b> 1-1-0 (.500) <b>Qwest Stadium:</b> 1-1-0 (.500)			<b>Seahawks home sites:</b> Kingdome 1976-99; Husky Stadium 1994, 2000-01; Qwest Field 2002-present, known as Seahawks Stadium 2002-03.		

 <b>TAMPA BAY BUCCANEERS</b> <b>5-6-0 (.455)</b>			<b>Regular Season: 5-6-0</b> <b>Postseason: 0-0</b>			<b>Home: 3-2-0</b> <b>Away: 2-4-0</b>		
1976 10/31 TB W 28-19	1984 10/28 KC W 24-20	2004 11/7 TB L 31-34	1976 10/31 TB W 28-19	1984 10/28 KC W 24-20	2004 11/7 TB L 31-34	1976 10/31 TB W 28-19	1984 10/28 KC W 24-20	2004 11/7 TB L 31-34
1978 10/8 KC L 13-30	1986 10/26 KC W 27-20	2008 11/2 KC L 27-30 OT	1978 10/8 KC L 13-30	1986 10/26 KC W 27-20	2008 11/2 KC L 27-30 OT	1978 10/8 KC L 13-30	1986 10/26 KC W 27-20	2008 11/2 KC L 27-30 OT
1979 12/16 TB L 0-3	1993 9/5 TB W 27-3	2012 10/14 TB L 10-38	1979 12/16 TB L 0-3	1993 9/5 TB W 27-3	2012 10/14 TB L 10-38	1979 12/16 TB L 0-3	1993 9/5 TB W 27-3	2012 10/14 TB L 10-38
1981 9/13 KC W 19-10	1999 11/14 TB L 10-17	<b>Total Points: KC 216 - TB 224</b>	1981 9/13 KC W 19-10	1999 11/14 TB L 10-17	<b>Total Points: KC 216 - TB 224</b>	1981 9/13 KC W 19-10	1999 11/14 TB L 10-17	<b>Total Points: KC 216 - TB 224</b>
<b>Longest KC winning streak:</b> 4 (1981-93) <b>Arrowhead Stadium:</b> 3-2-0 (.600)			<b>Longest KC losing streak:</b> 4 (1999-Present) <b>Tampa Stadium:</b> 2-1-0 (.667) <b>Raymond James Stadium:</b> 0-3-0 (.000)			<b>Buccaneers home sites:</b> Houlihan's Stadium 1976-97, known as Tampa Stadium 1976-95; Raymond James Stadium 1998-present.		



TENNESSEE TITANS

29-20-0 (.592)

Regular Season: 27-20-0

Postseason: 2-0

Home: 17-8-0

Away: 12-12-0

1960 10/16 HOU L 10-20	11/28 KC W 24-10	1989 11/26 KC W 34-0
12/4 DAL W 24-0	1969 10/12 KC W 24-0	1990 12/16 KC L 10-27
1961 10/1 DAL W 26-21	1970 11/8 KC W 24-9	1991 9/16 HOU L 7-17
10/22 HOU L 7-38	1971 9/26 HOU W 20-16	1992 9/20 HOU L 20-23 OT
1962 10/28 HOU W 31-7	1973 11/18 KC W 38-14	1993 9/12 HOU L 0-30
11/4 DAL L 6-14	1974 9/29 HOU W 17-7	1/16/94 HOU W 28-20 b
12/23 HOU W 20-17 2OT a	1975 11/2 KC L 13-17	1994 12/18 KC W 31-9
1963 10/6 KC W 28-7	1977 11/27 HOU L 20-34	1995 11/19 KC W 20-13
10/27 HOU L 7-28	1978 9/10 KC L 17-20	1996 9/1 HOU W 20-19
1964 10/4 KC W 28-7	1979 9/16 HOU L 6-20	2000 9/10 TEN L 14-17 OT
11/22 HOU W 28-19	1980 10/12 KC W 21-20	2004 12/13 TEN W 49-38
1965 10/24 HOU L 36-38	1981 11/15 KC W 23-10	2007 12/16 KC L 17-26
11/28 KC W 52-21	1983 10/23 HOU W 13-10 OT	2008 10/19 KC L 10-34
1966 10/30 KC W 48-23	1984 11/11 KC L 16-17	2010 12/26 KC W 34-14
1967 9/9 HOU W 25-20	1985 11/3 HOU L 20-23	2013 10/6 TEN W 26-17
10/22 KC L 19-24	1986 9/21 KC W 27-13	Total Points: KC 1,070 - TEN 876
1968 9/10 HOU W 26-21	1988 10/9 HOU L 6-7	

a - AFL Championship Game (Houston, Texas)

Longest KC winning streak: 7 (1968-74)

Cotton Bowl: 2-1-0 (.667)

Municipal Stadium: 7-1-0 (.875)

Arrowhead Stadium: 8-6-0 (.571)

b - AFC Divisional Playoff Game (Houston, Texas)

Longest KC losing streak: 4 (Twice)


Jeppesen Stadium: 3-3-0 (.500)

Rice Stadium: 1-1-0 (.500)

Astrodome: 6-7-0 (.462)

LP Field: 2-1-0 (.667)

Titans home sites: Jeppesen Stadium 1960-64; Rice Stadium 1965-67; Astrodome 1968-96; Liberty Bowl - Memphis, TN 1997; Vanderbilt Stadium - Nashville, TN 1998; LP Field - Nashville, TN 1999-present, known as Adelphia Coliseum 1999-01 and The Coliseum 2002-05. Franchise located in Houston prior to 1997 and known as the Oilers prior to 1999.

 <b>WASHINGTON REDSKINS</b> <b>8-1-0 (.889)</b>		<b>Regular Season: 8-1-0</b> <b>Postseason: 0-0</b>	<b>Home: 4-0-0</b> <b>Away: 4-1-0</b>
1971 10/24 KC W 27-20 1976 10/10 WAS W 33-30 1983 9/18 WAS L 12-27 1992 11/15 KC W 35-16	1995 11/5 KC W 24-3 2001 9/30 WAS W 45-13 2005 10/16 KC W 28-21 2009 10/18 WAS W 14-6	2013 12/8 WAS W 45-10 <b>Total Points: KC 263 - WAS 146</b>	
<b>Longest KC winning streak:</b> 6 (1992-present) <b>Municipal Stadium:</b> 1-0-0 (1.000) <b>Arrowhead Stadium:</b> 3-0-0 (1.000)		<b>Longest KC losing streak:</b> 1 (1983) <b>RFK Stadium:</b> 1-1-0 (.500) <b>FedEx Field:</b> 3-0-0 (1.000)  <b>Redskins home sites:</b> RFK Memorial Stadium 1970-96; FedEx Field - Landover, MD 1997-present, known as Jack Kent Cooke Stadium 1997-99.	

<b>CHIEFS ALL-TIME POSTSEASON RECORDS BY STADIUM</b>			
<b>Overall Postseason Record:</b>	8-15 (.348)	<b>BUF - War Memorial Stadium:</b>	1-0 (1.000)
<b>Home Record:</b>	2-5 (.286)	<b>BUF - Ralph Wilson Stadium:</b>	0-2 (.000)
<b>Cotton Bowl:</b>	0-0 (.000)	<b>IND - RCA Dome:</b>	0-1 (.000)
<b>Municipal Stadium:</b>	0-1 (.000)	<b>IND - Lucas Oil Stadium:</b>	0-1 (.000)
<b>Arrowhead Stadium:</b>	2-4 (.333)	<b>MIA - Dolphins Stadium:</b>	0-2 (.000)
<b>Neutral:</b>	1-1 (.500)	<b>NYJ - Shea Stadium:</b>	1-0 (.000)
<b>Super Bowl I</b>		<b>NYJ - Giants Stadium:</b>	0-1 (.000)
<b>(L.A. Memorial Coliseum):</b>	0-1 (.000)	<b>OAK - McAfee Coliseum:</b>	1-1 (.500)
<b>Super Bowl IV</b>		<b>SD - Qualcomm Stadium:</b>	0-1 (.000)
<b>(Tulane Stadium):</b>	1-0 (1.000)	<b>TEN - Jeppesen Stadium:</b>	1-0 (1.000)
<b>Road Record:</b>	5-9 (.357)	<b>TEN - Astrodome:</b>	1-0 (1.000)

**CHIEFS VS. THE NFL - ALL GAMES**
**Total: 551-523-15 (.513)**  
**Regular Season: 415-393-12 (.513)**

	Preseason	Regular Season	Postseason	Total	Overall Win Pct.
Arizona	14-10-1	8-2-1	0-0	22-12-2	.639
Atlanta	4-3-0	5-3-0	0-0	9-6-0	.600
Baltimore	0-1-0	3-3-0	0-1	3-5-0	.375
Buffalo	8-4-0	18-23-1	1-2	27-29-1	.482
Carolina	1-0-0	3-2-0	0-0	4-2-0	.667
Chicago	7-2-0	5-6-0	0-0	12-8-0	.600
Cincinnati	7-0-0	13-14-0	0-0	20-14-0	.588
Cleveland	3-2-0	11-11-2	0-0	14-13-2	.517
Dallas	4-5-0	4-6-0	0-0	8-11-0	.421
Denver	7-1-0	56-51-0	0-1	63-53-0	.543
Detroit	4-6-0	7-5-0	0-0	11-11-0	.500
Green Bay	7-7-1	7-2-1	0-1	14-10-2	.577
Houston	1-2-0	3-3-0	0-0	4-5-0	.444
Indianapolis	1-3-0	8-12-0	0-4	9-19-0	.321
Jacksonville	1-3-0	4-6-0	0-0	5-9-0	.357
Miami	1-3-1	12-13-0	0-3	13-19-1	.409
Minnesota	7-8-0	6-4-0	1-0	14-12-0	.538
New England	3-3-0	16-13-3	0-0	19-16-3	.539
New Orleans	4-6-0	5-5-0	0-0	9-11-0	.450
N.Y. Giants	1-3-0	3-10-0	0-0	4-13-0	.235
N.Y. Jets	5-2-0	16-17-1	1-1	22-20-1	.523
Oakland	7-1-0	55-50-2	2-1	64-52-2	.551
Philadelphia	1-1-0	3-4-0	0-0	4-5-0	.444
Pittsburgh	2-1-0	9-19-0	1-0	12-20-0	.375
St. Louis	8-14-0	6-4-0	0-0	14-18-0	.438
San Diego	2-5-0	52-54-1	0-1	54-60-1	.474
San Francisco	2-6-0	5-6-0	0-0	7-12-0	.368
Seattle	0-5-0	32-18-0	0-0	32-23-0	.582
Tampa Bay	1-5-0	5-6-0	0-0	6-11-0	.353
Tennessee	10-3-0	27-20-0	2-0	39-23-0	.629
Washington	4-2-0	8-1-0	0-0	12-3-0	.800

## PLAYOFF HISTORY



### PLAYOFF CAPSULE

NFL Championships .....	1 (1969)
AFL Championships .....	3 (1962, 1966, 1969)
AFL/AFC West Championships ..	9 (1962, 1966, 1968, 1971, 1993, 1995, 1997, 2003, 2010)
Total Playoff Games .....	23
All-Time Playoff Record .....	8-15
Years in Playoffs .....	18
Most Consecutive Playoff Appearances .....	6 (1990-95)

### GAME-BY-GAME PLAYOFF RESULTS

DATE	OPPONENT	GAME	RESULT
12/23/62	Houston	1962 AFL Championship	W, 20-17 (OT)
1/1/67	Buffalo	1966 AFL Championship	W, 31-7
1/15/67	Green Bay	Super Bowl I	L, 10-35
12/22/68	Oakland	1968 AFL Divisional	L, 6-41
12/20/69	N.Y. Jets	1969 AFL Divisional	W, 13-6
1/4/70	Oakland	1969 AFL Championship	W, 17-7
1/11/70	Minnesota	Super Bowl IV	W, 23-7
12/25/71	Miami	1971 AFC Divisional	L, 24-27 (2 OT)
12/28/86	N.Y. Jets	1986 AFC Wild Card	L, 15-35
1/5/91	Miami	1990 AFC Wild Card	L, 16-17
12/28/91	L.A. Raiders	1991 AFC Wild Card	W, 10-6
1/5/92	Buffalo	1991 AFC Divisional	L, 14-37
1/2/93	San Diego	1992 AFC Wild Card	L, 0-17
1/8/94	Pittsburgh	1993 AFC Wild Card	W, 27-24 (OT)
1/16/94	Houston	1993 AFC Divisional	W, 28-20
1/23/94	Buffalo	1993 AFC Championship	L, 13-30
12/31/94	Miami	1994 AFC Wild Card	L, 17-27
1/7/96	Indianapolis	1995 AFC Divisional	L, 7-10
1/4/98	Denver	1997 AFC Divisional	L, 10-14
1/11/04	Indianapolis	2003 AFC Divisional	L, 31-38
1/6/07	Indianapolis	2006 AFC Wild Card	L, 8-23
1/9/11	Baltimore	2010 AFC Wild Card	L, 7-30
1/4/14	Indianapolis	2013 AFC Wild Card	L, 44-45

*\*The Chiefs franchise was located in Dallas and known as the Texans from 1960-62.*

### RECORD vs. ALL PLAYOFF OPPONENTS

TEAM	RECORD	LAST MEETING	RESULT
Baltimore	0-1	2010 AFC Wild Card	L, 7-30
Buffalo	1-2	1993 AFC Championship	L, 13-30
Denver	0-1	1997 AFC Divisional	L, 10-14
Green Bay	0-1	Super Bowl I	L, 10-35
Houston	2-0	1993 AFC Divisional	W, 28-20
Indianapolis	0-4	2013 AFC Wild Card	L, 44-45
Miami	0-3	1994 AFC Wild Card	L, 17-27
Minnesota	1-0	Super Bowl IV	W, 23-7
N.Y. Jets	1-1	1986 AFC Wild Card	L, 15-35
*Oakland	2-1	1991 AFC Wild Card	W, 10-6
Pittsburgh	1-0	1993 AFC Wild Card	W, 27-24 (OT)
San Diego	0-1	1992 AFC Wild Card	L, 0-17

*\*Franchise located in Los Angeles from 1982-94.*



## PLAYOFF GAME SUMMARIES



### 1962 AFL CHAMPIONSHIP GAME

Texans 20, Oilers 17 (2 OT)

December 23, 1962 • Jeppesen Stadium • 37,981



DALLAS.....	3	14	0	0	0	3	—	20
HOUSTON.....	0	0	7	10	0	0	—	17

A contest that moved the infant American Football League into the national consciousness proved to be the first of three AFL titles for Hank Stram's charges as the Dallas Texans claimed a 20-17 double-overtime victory over the Houston Oilers. The game still ranks as the second-longest pro contest ever played, coming in at a lengthy 77:54, but is best remembered for RB Abner Haynes' choice to "kick to the clock" at the beginning of the initial overtime session.

Following second-place finishes in each of the league's first two seasons, the Texans ran away with the AFL West title in '62. Dallas (11-3) was then matched in this title bout with Houston (11-3), which had won the first two AFL titles in '60 and '61 over the Chargers.

The Texans grabbed the game's first break when LB E.J. Holub picked off QB/K George Blanda at the goal line and returned the ball 43 yards, sparking a drive that resulted in a 16-yard FG by K Tommy Brooker. Blanda would miss a 47-yard kick on the Oilers next possession and Haynes scored on a 28-yard pass from QB Len Dawson. An INT by CB Dave Grayson would set up Haynes' second TD of the half, this time on a two-yard run to give the Texans a 17-0 halftime advantage.

But the momentum quickly shifted to the Oilers in the second half. George Blanda — then a "young" 35 years old — passed 15 yards to TE Willard Dewveall for a touchdown and kicked a 31-yard field goal before RB Charley Tolar burst over from the one to tie the game at 17-17 in the fourth quarter. Houston had a shot to win the game late in regulation, but LB Sherrill Headrick blocked a 42-yard Blanda field goal to leave the score deadlocked.

The two teams then went into the first sudden death overtime in AFL annals. The Texans won the toss and Stram elected to kick off, maintaining his defense could hold the Oilers long enough for Dawson to get the ball in good field position. Herein came the famous "kick-to-the-clock" episode in which Texans captain Haynes inadvertently elected for his team to kick into the wind instead of having it as the consolation for not receiving the football.

Neither club mounted a serious challenge in the early stages of overtime, but as the fifth quarter was drawing to a close, DE Bill Hull intercepted a Blanda pass and returned it to midfield. Dawson passed to RB Jack Spikes for 10 yards. Spikes — the game's Most Valuable Player — then ran for 19 yards and the Texans were in field goal range.

At the 2:54 mark of the sixth quarter, Brooker kicked a 25-yard field goal to give the Texans a 20-17 victory and the American Football League championship. The game lasted 77 minutes and 54 seconds and would be the longest in pro football history until the Chiefs and Dolphins played over 82 minutes nearly a decade later in '71.

TEXANS	— Brooker, 16-yard FG.
TEXANS	— Haynes, 28-yard pass from Dawson (Brooker kick).
TEXANS	— Haynes, 2-yard run (Brooker kick).
OILERS	— Dewveall, 15-yard pass from Blanda (Blanda kick).
OILERS	— Blanda, 31-yard FG.
OILERS	— Tolar, 1-yard run (Blanda kick).
TEXANS	— Brooker, 25-yard FG.

Team Statistics	Oilers	Texans
First Downs	21	19
Total Net Yards	359	237
Rushes/Net Yards	30/98	54/199
Net Passing	261	38
Pass Attempts/Completions	46/23	14/9
Had Intercepted	5	0
Sacked/Yards Lost	0/0	6/50
Punts/Average	3/39.3	8/31.2
Penalties/Yards	6/50	6/42
Fumbles/Lost	0/0	2/1

#### RUSHING

TEXANS	— Spikes 11-77; McClinton 24-70; Haynes 14-26, TD; Dawson 5-26.
OILERS	— Tolar 15-78, TD; Cannon 11-37; Smith 2-3.

#### RECEIVING

TEXANS	— Haynes 3-45, TD; Spikes 2-24; Arbanas 2-21; McClinton 1-4; Bishop 1-(-6).
OILERS	— Dewveall 6-59, TD; Cannon 6-54; McLeod 5-70; Hennigan 3-37; Tolar 1-8; Smith 1-6; Jamison 1-(-9).

#### PASSING

TEXANS	— Dawson 9-14-88, 1 TD, 0 INTs.
OILERS	— Blanda 23-46-261, 1 TD, 5 INTs.

#### INTERCEPTIONS

TEXANS	— Robinson 2-50; Holub 1-43; Grayson 1-20; Hull 1-23.
OILERS	— None.


#### FIELD GOALS

TEXANS	— Brooker (16) 33WL (25).
OILERS	— Blanda 47WL (31).



RB Abner Haynes opts to "kick to the clock" in a double-OT thriller at Houston.

## 1962 AFL CHAMPIONS



**Front Row:** Bobby Yarborough - Equipment Manager, James Saxton, Eddie Wilson, Bobby Ply, Len Dawson, Bobby Hunt, Frank Jackson, Abner Haynes, Wayne Rudy - Trainer.


**Second Row:** Head Coach Hank Stram, Jack Spikes, Curtis McClinton, Smokey Stover, Johnny Robinson, Dave Grayson, Duane Wood, E.J. Holub, Walt Corey.

**Third Row:** Al Reynolds, Marvin Terrell, Curt Merz, Jon Gilliam, Sonny Bishop, Carl Larpenner, Sherrill Headrick, Ed Hughes - Assistant Coach.

**Fourth Row:** Lamar Hunt - Founder, Tom Catlin - Assistant Coach, Bob Ghilotti - Assistant Coach, Paul Rochester, Jerry Cornelison, Jerry Mays, Jim Tyrer, Charlie Diamond, Don Klosterman - Talent Scout, Bill Walsh - Assistant Coach.

**Fifth Row:** Jack Steadman - General Manager, Tommy Brooker, Bill Miller, Fred Arbanas, Bill Hull, Dick Davis, Mel Branch, Chris Burford.

## 1966 AFL CHAMPIONS



**Front Row:** Pete Beathard, Bobby Ply, Wendell Tucker, Len Dawson, Fletcher Smith, Emmitt Thomas, Bobby Hunt, Mike Garrett, Willie Mitchell, Bert Coan.

**Second Row:** Bobby Yarborough - Equipment Manager, Dr. Albert Miller, Fred Williamson, Frank Pitts, Jerry Lamb, Gloster Richardson, Curtis McClinton, Head Coach Hank Stram, Smokey Stover, Solomon Brannon, David Bonds, Johnny Robinson, Jerrel Wilson, Chuck Mills - Assistant Coach.

**Third Row:** Gene Thomas, Sandy Stephens, Elijah Gipson, Kit Colvin, Bud Abell, E.J. Holub, Walt Corey, Andrew Rice, Al Reynolds, Dennis Biodrowski, Ron Calegari, Wayne Rudy - Trainer.

**Fourth Row:** Bob Watcher - Ticket/Stadium Manager, Bill Walsh - Assistant Coach, Curt Merz, Jon Gilliam, Wayne Frazier, Wayne Walker, Sherrill Headrick, Curt Farrier, Ed Budde, Tony DiMidio, Dave Hill, Jerry Mays, Tom Bettis - Assistant Coach, Tom Pratt - Assistant Coach.

**Fifth Row:** Jack Steadman - General Manager, Hatch Roshdahl, Jim Tyrer, Bobby Bell, Reg Carolan, Tommy Brooker, Ed Lothamer, Fred Arbanas, Chuck Hurston, Buck Buchanan, Aaron Brown, Chris Burford, Otis Taylor, Darrel "Pete" Brewster - Assistant Coach.



## 1966 AFL CHAMPIONSHIP GAME

Chiefs 31, Bills 7

January 1, 1967 • War Memorial Stadium • 42,080



KANSAS CITY..... 7 10 0 14 — 31  
BUFFALO..... 7 0 0 0 — 7

With a berth in Super Bowl I as the prize, the Chiefs visited ancient War Memorial Stadium for a New Year's Day clash with the defending AFL champion Buffalo Bills. Kansas City's defense had stifled opponents all season long and didn't disappoint in this contest, forcing four turnovers, while limiting Buffalo to just nine first downs and 40 rushing yards as the Chiefs rolled to a 31-7 victory and their second AFL title.

The game, played in frigid, sub-freezing temperatures, produced its first break on the opening kickoff when P Jerrel Wilson recovered a fumble by DE Dudley Meredith on the Buffalo 31-yard line. Three plays later, QB Len Dawson found TE Fred Arbanas for a 29-yard touchdown, giving Kansas City an early 7-0 lead.

After the two teams exchanged punts, Buffalo tied the game in the opening period when All-Star QB Jack Kemp hit WR Elbert Dubenion on a 69-yard pass play to tie the score at 7-7. Few thought it would be the Bills last score of the day, but Kansas City would eventually outscore Buffalo 24-0 in the final three quarters.

While the Chiefs defense clamped down on the Bills, Dawson led the Kansas City offense to 10 second-quarter points. A 28-yard punt return by RB Mike Garrett set the Chiefs up at the Buffalo 45-yard line and six plays later the KC signal-caller found WR Otis Taylor for a 29-yard touchdown pass.

The game's decisive play then came just before halftime. Kemp had marched the Bills to the Chiefs eight-yard line, but was picked off at the goal line by S Johnny Robinson, who raced 72 yards with the interception before being brought down at the Buffalo 28-yard line. K Mike Mercer then hit a 32-yard FG with 0:03 left in the half to give the Chiefs a 17-7 lead heading into the locker room.

The third quarter proved to be a defensive tussle as the two teams each exchanged a pair of punts. Kansas City would get to the Buffalo 42-yard line late in the period, but a 49-yard kick by Mercer fell short leaving the score at 17-7 with 15 minutes remaining.

Kansas City then broke the game wide open as Garrett applied the coup de grace for the Chiefs, scoring on runs of one and 18 yards to make the count 31-7. A 47-yard Dawson pass to E Chris Burford set up Garrett's first TD which came on fourth-and-goal. Buffalo fumbled on its next offensive snap and S Bobby Hunt fell on the loose ball at the Bills 21. Three plays later Garrett started left and then reversed his field to get into the end zone for a second time.

Kemp couldn't move the Bills on their next possession and was picked off by CB Emmitt Thomas on Buffalo's final drive of the day as Kansas City won its second AFL title in four years and awaited the Green Bay Packers in Super Bowl I.

**CHIEFS** — Arbanas, 29-yard pass from Dawson (Mercer kick).  
**BILLS** — Dubenion, 69-yard pass from Kemp (Lusteg kick).  
**CHIEFS** — Taylor, 29-yard pass from Dawson (Mercer kick).  
**CHIEFS** — Mercer, 32-yard FG.  
**CHIEFS** — Garrett, 1-yard run (Mercer kick).  
**CHIEFS** — Garrett, 18-yard run (Mercer kick).

Team Statistics	Bills	Chiefs
First Downs .....	9	14
Total Net Yards .....	255	277
Rushes/Net Yards .....	13/40	33/113
Net Passing .....	215	164
Pass Attempts/Completions .....	27/12	24/16
Had Intercepted .....	2	0
Times Sacked/Yards Lost .....	4/38	7/63
Punts/Average .....	8/39.3	6/42.3
Penalties/Yards .....	3/23	4/40
Fumbles/Lost .....	3/2	1/0

### RUSHING

**CHIEFS** — Garrett 13-39, 2 TDs; McClinton 11-38; Dawson, 5-28; Coan 2-6; G. Thomas 2-2.  
**BILLS** — Carlton 9-31; Burnett 3-6; Kemp 1-3.

### RECEIVING

**CHIEFS** — Taylor 5-78, TD; Burford 4-76; Garrett 4-16; Arbanas 2-44, TD; McClinton 1-13.  
**BILLS** — Burnett 6-127; Dubenion 2-79, TD; Bass 2-26; Crockett 1-16; Carlton 1-5.

### PASSING


**CHIEFS** — Dawson 16-24-227, 2 TDs, 0 INTs.  
**BILLS** — Kemp 12-27-253, 1 TD, 2 INTs.

### INTERCEPTIONS

**CHIEFS** — Robinson 1-72; E. Thomas 1-26.  
**BILLS** — None.

### FIELD GOALS

**CHIEFS** — Mercer (32) 49S.  
**BILLS** — None.



**RB Mike Garrett's two TDs helped propel Kansas City to an AFL title and a berth in Super Bowl I.**





## SUPER BOWL I

Packers 35, Chiefs 10

January 15, 1967 • Los Angeles Memorial Coliseum • 63,036



KANSAS CITY..... 0 10 0 0 — 10  
GREEN BAY ..... 7 7 14 7 — 35

Representing themselves and the American Football League in the first championship match with the National Football League, the Chiefs played well for one half before bowing to the supremacy of the Green Bay Packers. Vince Lombardi's Packers — one of the great pro football teams of all time — won Super Bowl I by a 35-10 score. The Packers held a slim 14-10 advantage at the half before the game turned on one play in the third quarter.

Green Bay opened the scoring on its second possession when the game's Most Valuable Player, QB Bart Starr, passed 37 yards to TE Max McGee, who made a remarkable one-handed catch for a touchdown. McGee, who had caught just four passes during the regular season, became an unlikely hero for the Packers after starter Boyd Dowler was injured on the game's opening series. McGee finished the game with seven catches for 138 yards and two TDs.

Behind QB Len Dawson, the Chiefs marched into Green Bay territory on their next drive, but K Mike Mercer misfired on a 40-yard FG to leave the score 7-0 after one quarter. However, Kansas City would tie the game on its next possession after a 31-yard completion to WR Otis Taylor set up a seven-yard scoring pass to RB Curtis McClinton.

Green Bay would go right back on top when RB Jim Taylor scored from 14 yards out on the Packers' vaunted sweep. Kansas City's next drive featured a 27-yard completion to E Chris Burford and culminated with a 31-yard Mercer FG as the Chiefs narrowed Green Bay's lead to a 14-10 margin.

The Chiefs' momentum carried over to the third quarter as Kansas City moved to a first down on its initial possession. But then the game's key play — one that doomed the underdog Chiefs — unfolded when S Willie Wood intercepted a Dawson pass intended for TE Fred Arbanas at midfield. Wood returned it all the way to the Chiefs' five-yard line, where RB Elijah Pitts ran for the first of his two touchdowns as Green Bay would establish a 21-10 lead.

The Packers' defense forced Kansas City to punt on its next two possessions, setting up another Starr-to-McGee touchdown pass. That duo would connect on completions of 11 and 16 yards on a 10-play, 56-yard drive before McGee hauled in a 13-yard score to up the Packers' advantage to 28-10.

Kansas City dodged a scoring threat when CB Willie Mitchell picked off a Starr pass at the Chiefs' 11-yard line in the fourth quarter, but it would be Green Bay's only miscue of the day. The Packers' defense would stifle the AFL Champions for the remainder of the game as the Chiefs crossed midfield just once in the fourth quarter.

A 37-yard pass to McGee would set up the Packers' final score, a one-yard Pitts TD run. That score put the finishing touch on a 35-10 victory as Green Bay claimed the first of two straight Super Bowl titles, while Kansas City would have to wait until Super Bowl IV for redemption on football's biggest stage.

**PACKERS** — McGee, 37-yard pass from Starr (Chandler kick).

**CHIEFS** — McClinton, 7-yard pass from Dawson (Mercer kick).

**PACKERS** — Taylor, 14-yard run (Chandler kick).

**CHIEFS** — Mercer, 31-yard FG.

**PACKERS** — Pitts, 5-yard run (Chandler kick).

**PACKERS** — McGee, 13-yard pass from Starr (Chandler kick).

**PACKERS** — Pitts, 1-yard run (Chandler kick).

Team Statistics	Packers	Chiefs
First Downs .....	21	17
Total Net Yards .....	358	239
Rushes/Net Yards .....	33/130	19/72
Net Passing .....	228	167
Pass Attempts/Completions .....	24/16	32/17
Had Intercepted .....	1	1
Sacked/Yards Lost .....	3/22	6/61
Punts/Average .....	4/43.3	7/45.3
Penalties/Yards .....	4/40	4/26
Fumbles/Lost .....	1/0	1/0

### RUSHING

**CHIEFS** — Dawson 3-24; Garrett 6-17; McClinton 6-16; Beathard 1-14; Coan 3-1.

**PACKERS** — Taylor 16-53, TD; Pitts 11-45, 2 TDs; Anderson 4-30; Grabowski 2-2.

### RECEIVING

**CHIEFS** — Burford 4-67; Taylor 4-57; Garrett 3-28; McClinton 2-34, TD; Arbanas 2-30; Carolan 1-7; Coan 1-5.

**PACKERS** — McGee 7-138, 2 TDs; Dale 4-59; Fleming 2-22; Pitts 2-32.

### PASSING

**CHIEFS** — Dawson 16-27-211, 1 TD, 1 INT; Beathard 1-5-17, 0 TDs, 0 INTs.

**PACKERS** — Starr 16-23-250, 2 TDs, 1 INT; Bratkowski 0-1-0, 0 TDs, 0 INTs.

### INTERCEPTIONS


**CHIEFS** — Mitchell 1-0.

**PACKERS** — Wood 1-50.

### FIELD GOALS

**CHIEFS** — Mercer 40WR (31).

**PACKERS** — None.



DT Buck Buchanan levels a hit on QB Bart Starr, who earned MVP honors in Super Bowl I.



## 1968 AFL DIVISIONAL PLAYOFF GAME

Raiders 41, Chiefs 6

December 22, 1968 • Oakland-Alameda County Coliseum • 54,444



KANSAS CITY..... 0 6 0 0 — 6  
OAKLAND..... 21 7 0 13 — 41

Oakland jumped out to an early 21-0 lead and picked off QB Len Dawson four times, posting a convincing 41-6 victory in the initial postseason meeting between the Chiefs and Raiders. The two teams had both finished 12-2 and split a pair of regular season contests, setting up this playoff meeting for the right to advance to the AFL Championship Game.

The Chiefs defense had allowed a franchise-record 170 points during the regular season, but QB Daryle Lamonica and WR Fred Biletnikoff made play after play against Kansas City. Lamonica finished the day with 345 passing yards and five TD passes, the highest postseason totals ever amassed against Kansas City. Biletnikoff also had a record-setting day, registering 180 receiving yards and three scores, the best individual receiving day produced versus the Chiefs in the playoffs.

The Lamonica-Biletnikoff connection clicked early and often, accounting for three plays and 60 yards on Oakland's opening possession, including a 24-yard TD pass to put the Raiders ahead 7-0.

With the Chiefs backed up at their own two-yard line, P Jerrel Wilson's punt would go off the side of his foot, giving the Raiders the ball at the Kansas City 25-yard line. Three plays later, a 23-yard scoring grab by WR Warren Wells made the score 14-0. The two teams would exchange punts before Lamonica lofted a 44-yard aerial to Biletnikoff to make the score 21-0 at the end of the first quarter.

Kansas City's offense showed some life to open the second quarter. Dawson hit WR Otis Taylor for a 55-yard gain to put the Chiefs in scoring position, but KC could not crack the end zone on three tries from inside the five-yard line as the club would settle for a 10-yard K Jan Stenerud FG to make the count 21-3.

Two possessions later, the Chiefs got excellent field position at the Oakland 38. A 31-yard pass to WR Ron Pitts moved KC to the seven-yard line, but again the offense couldn't cross the goal line, resulting in an eight-yard Stenerud FG. The Raiders responded with a 54-yard Lamonica-to-Biletnikoff TD to close the first half, giving Oakland a commanding 28-6 lead.

The Chiefs defense forced a punt on Oakland's first drive of the second half and then held the Raiders out of the end zone on fourth-and-goal from the one on their next possession to keep the contest within reach. But Kansas City's offense couldn't put points on the board despite getting deep into Oakland territory twice as a missed 37-yard FG and an interception halted those drives.

The Raiders slammed the door shut in the fourth quarter as Wells caught his second TD of the day and K George Blanda tacked on a pair of FGs to up the Oakland lead to 41-6. Dawson was unable to rally the Chiefs as each of the club's final three possessions ended with interceptions and Oakland advanced to its second straight AFL Championship Game.

**RAIDERS** — Biletnikoff, 24-yard pass from Lamonica (Blanda kick).  
**RAIDERS** — Wells, 23-yard pass from Lamonica (Blanda kick).  
**RAIDERS** — Biletnikoff, 44-yard pass from Lamonica (Blanda kick).  
**CHIEFS** — Stenerud, 10-yard FG.  
**CHIEFS** — Stenerud, 8-yard FG.  
**RAIDERS** — Biletnikoff, 54-yard pass from Lamonica (Blanda kick).  
**RAIDERS** — Wells, 35-yard pass from Lamonica (Blanda kick).  
**RAIDERS** — Blanda, 41-yard FG.  
**RAIDERS** — Blanda, 40-yard FG.

Team Statistics	Raiders	Chiefs
First Downs .....	22	13
Total Net Yards .....	454	312
Rushes/Net Yards .....	30/118	24/70
Net Passing .....	336	242
Pass Attempts/Completions .....	39/19	36/17
Had Intercepted .....	0	4
Sacked/Yards Lost .....	1/11	1/11
Punts/Average .....	5/45.4	6/50.3
Penalties/Yards .....	1/5	4/49
Fumbles/Lost .....	1/0	2/0

### RUSHING

**CHIEFS** — Holmes 13-46; Hayes 3-10; Dawson 2-9; Garrett 6-5.  
**RAIDERS** — Smith 13-74; Banaszak 3-19. Dixon 10-13; Hagberg 4-12.

### RECEIVING

**CHIEFS** — Pitts 5-56; Taylor 4-117; Garrett 4-31; Richardson 3-57; Holmes 1-(-8).  
**RAIDERS** — Biletnikoff 7-180, 3 TDs; Smith 5-25; Wells 4-93, 2 TD; Cannon 2-15; Dixon 1-7.

### PASSING

**CHIEFS** — Dawson 17-36-253, 0 TDs, 4 INTs.  
**RAIDERS** — Lamonica 19-39-345, 5 TDs, 0 INTs.

### INTERCEPTIONS

**CHIEFS** — None.  
**RAIDERS** — Wilson 1-14; Hopkins 1-7; Conners 1-5; Brown 1-0.

### FIELD GOALS

**CHIEFS** — Stenerud (10) (8) 39S.  
**RAIDERS** — Blanda (41) (40).



LB Willie Lanier (63), DT Buck Buchanan (86) and LB Jim Lynch (51) corral RB Roger Hagberg.





# 1969 AFL DIVISIONAL PLAYOFF GAME

Chiefs 13, Jets 6

December 20, 1969 • Shea Stadium • 62,977



KANSAS CITY.....	0	3	3	7	—	13
NEW YORK .....	3	0	0	3	—	6

Kansas City had throttled the Jets in the regular season, but getting a playoff victory against the reigning World Champions would prove much more difficult. The Chiefs defense would rise up for a monumental goal line stand, while the offense would get into the end zone when it mattered most as Kansas City claimed a 13-6 victory.

New York was led by QB Joe Namath, but throwing the ball accurately in the swirling winds of Shea Stadium would prove difficult for the charismatic MVP of Super Bowl III. The Jets passer connected on just 14 of 40 attempts for 164 yards and was picked off three times.

New York got on the board first with a 27-yard K Jim Turner field goal to go up 3-0. QB Len Dawson then started KC's next drive with a 13-yard pass to WR Otis Taylor, a 12-yard connection to TE Fred Arbanas and a 17-yard screen to RB Wendell Hayes. After missing a 47-yard FG on KC's first drive, this time K Jan Stenerud connected on a 23-yard FG to knot the score at 3-3.

Neither club could muster much offense for the remainder of the first half. Stenerud would misfire on a 44-yard kick on KC's only other legitimate scoring shot, leaving the score deadlocked at intermission.

Kansas City's defense would turn up the pressure in the third quarter. CB Emmitt Thomas would register the Chiefs first INT of the day, setting up a 47-yard FG attempt that sailed wide left in the blustery conditions. New York's next possession would be terminated by the first of two interceptions on the day by CB Jim Marsalis. After the Jets were penalized for running into P Jerrel Wilson, a 27-yard pass to Arbanas put KC in New York territory. A 25-yard Stenerud FG then gave the Chiefs a slim, 6-3 advantage.

Namath responded by moving the Jets into scoring position early in the fourth quarter. A pass interference call in the end zone would give the home squad first-and-goal at the one, setting the stage for the biggest goal-line stand in Chiefs history.

RB Matt Snell gained half a yard off right tackle on first down before S Johnny Robinson arrived on the scene, while RB Bill Mathis was stuffed for no gain by LB Willie Lanier on second down. Namath attempted a bootleg on third down, but was hit by LB Jim Lynch and threw the ball away, forcing the Jets to settle for a seven-yard Turner field goal to tie the contest at 6-6.

Dawson and the Chiefs would immediately strike back. A 61-yard bomb to Taylor would set up the game's only TD. WR Gloster Richardson made the biggest grab of his career, hauling in a 19-yard scoring strike from Dawson on the next play. Marsalis would then record his second INT of Namath on the Jets final possession to ensure a tightly-contested 13-6 playoff win, sending Kansas City to the AFL's final title game at Oakland.

JETS	— J. Turner, 28-yard FG.
CHIEFS	— Stenerud, 23-yard FG.
CHIEFS	— Stenerud, 25-yard FG.
JETS	— J. Turner, 7-yard FG.
CHIEFS	— Richardson, 19-yard pass from Dawson (Stenerud kick).

Team Statistics	Jets	Chiefs
First Downs .....	19	14
Total Net Yards .....	235	276
Rushes/Net Yards .....	22/87	30/99
Net Passing .....	148	177
Pass Attempts/Completions .....	40/14	27/12
Had Intercepted .....	3	0
Sacked/Yards Lost .....	2/16	2/24
Punts/Average .....	5/37.2	6/33.5
Penalties/Yards .....	3/15	5/63
Fumbles/Lost .....	1/1	0/0

## RUSHING

CHIEFS	— Garrett 18-67; Hayes 10-32; Holmes 1-0; McVea 1-0.
JETS	— Snell 12-61; Boozer 3-14; Mathis 6-11; Namath 1-1.

## RECEIVING

CHIEFS	— Hayes 5-46; Taylor 2-74; Arbanas 2-39; Holmes 1-29; Richardson 1-19, TD; Pitts 1-(-6).
JETS	— Sauer 5-61; Lammons 3-37; B. Turner 2-25; Maynard 1-18; Boozer 1-10; Snell 1-9; Mathis 1-4.

## PASSING

CHIEFS	— Dawson 12-27-201, 1 TD, 0 INTs.
JETS	— Namath 14-40-164, 0 TDs, 3 INTs.

## INTERCEPTIONS

CHIEFS	— Marsalis 2-42; Thomas 1-0.
JETS	— None.

## FIELD GOALS

CHIEFS	— Stenerud 47S (23) 44WR 47WL (25).
JETS	— J. Turner (28) (7).



LB Willie Lanier (63) and S Johnny Robinson (42) spearhead a pivotal goal-line stand.



## 1969 AFL CHAMPIONSHIP GAME

Chiefs 17, Raiders 7

January 4, 1970 • Oakland-Alameda County Coliseum • 54,444



KANSAS CITY.....	0	7	7	3	—	17
OAKLAND.....	7	0	0	0	—	7

On the day the American Football League played the final game of its 10-year history, the Kansas City Chiefs became the AFL's only three-time champion. The Chiefs, through a curious playoff system, played Oakland for the league's last title. The Raiders had won the AFL West and owned a pair of regular season wins over the Chiefs, including a slim 10-6 victory in the regular season finale.

The Raiders, who arrived at the Oakland-Alameda County Coliseum already packed for a potential trip to Super Bowl IV, suffered the indignity of carrying those suitcases out of the stadium past the Chiefs busses after a 17-7 defeat.

The two clubs managed one first-half touchdown apiece with Oakland's coming on a three-yard run by RB Charlie Smith. Kansas City responded with a one-yard plunge by RB Wendell Hayes after QB Len Dawson had hit on passes of 14 yards to WR Otis Taylor and 41 yards to WR Frank Pitts.

In the third quarter, QB/K George Blanda was wide right on field goals of 39 and 40 yards, attempts that would have moved Oakland in front. Midway through the period, Kansas City began its second TD drive from its own six-yard line. A potential disaster was averted when the Chiefs fell on a fumble at their own two-yard line. On the next play, Dawson and Taylor pulled Kansas City out of the hole with a 35-yard pass play. FB Robert Holmes added 23 more on a flare pass, while a 25-yard pass interference call gave the Chiefs first-and-goal at the three. Holmes plowed in for the go-ahead TD from five yards out on third down, giving the Chiefs a 14-7 advantage.

The game then became a defensive struggle, which played right into Kansas City's hand. Led by defensive charges from the entire front four of DEs Aaron Brown and Jerry Mays and DTs Buck Buchanan and Curley Culp, the Chiefs continually harassed Raiders QB Daryle Lamonica, forcing the Oakland signal caller to throw a trifecta of fourth-quarter interceptions.

K Jan Stenerud came up short on a 52-yard FG to begin the final frame, which would be marked by a myriad of turnovers. S Jim Kearney registered KC's first INT of Lamonica at the Chiefs 18-yard line. Two plays later a Chiefs fumble would put the ball back in the hands of the "Mad Bomber," who was subsequently picked off by CB Jim Marsalis on Oakland's very next snap.

Inexplicably, Kansas City would fumble again two plays later, setting Lamonica up deep in Chiefs territory. But three snaps later CB Emmitt Thomas recorded his second pickoff of the day, ending a third straight Oakland possession with an INT. Thomas returned the ball 62 yards to the Oakland 18-yard line, setting up a 22-yard field goal that provided a 17-7 lead with 4:48 remaining.

Kansas City would actually fumble one more time, but the Silver and Black could not capitalize as the victorious Chiefs would return home to pack bags of their own for New Orleans and Super Bowl IV.

**RAIDERS** — Smith, 3-yard run (Blanda kick).  
**CHIEFS** — Hayes, 1-yard run (Stenerud kick).  
**CHIEFS** — Holmes, 5-yard run (Stenerud kick).  
**CHIEFS** — Stenerud, 22-yard FG.

Team Statistics	Raiders	Chiefs
First Downs .....	18	13
Total Net Yards .....	233	207
Rushes/Net Yards .....	28/79	39/86
Net Passing .....	154	121
Pass Attempts/Completions .....	45/17	17/7
Had Intercepted .....	4	0
Sacked/Yards Lost .....	4/37	1/8
Punts/Average .....	6/48.5	8/42.8
Penalties/Yards .....	5/45	5/43
Fumbles/Lost .....	1/0	5/4

### RUSHING

**CHIEFS** — Hayes 8-35, TD; Garrett 7-19; Holmes 18-14, TD; McVea 3-13; Dawson 3-5.  
**RAIDERS** — Dixon 12-36; Smith 12-31, TD; Banaszak 2-8; Todd 2-4.

### RECEIVING

**CHIEFS** — Taylor 3-62; Holmes 2-16; Pitts 1-41; Arbanas 1-10.  
**RAIDERS** — Smith 8-86; Sherman 3-45; Cannon 2-22; Banaszak 2-13; Wells 1-24; Dixon 1-1.

### PASSING

**CHIEFS** — Dawson 7-17-129, 0 TDs, 0 INTs.  
**RAIDERS** — Lamonica 15-39-167, 0 TDs, 3 INTs; Blanda 2-6-24, 0 TDs, 1 INT.

### INTERCEPTIONS

**CHIEFS** — Thomas 2-69; Marsalis 1-23; Kearney 1-17.  
**RAIDERS** — None.

### SACKS

**CHIEFS** — Brown 3.0; Culp 1.0.  
**RAIDERS** — Davidson 1.0.

### FIELD GOALS

**CHIEFS** — Stenerud 52S (22).  
**RAIDERS** — Blanda 52S 39WR 40WR.



Hank Stram celebrates a third AFL crown as the Chiefs win the league's final contest.



# SUPER BOWL IV

## Chiefs 23, Vikings 7

January 11, 1970 • Tulane Stadium • 80,562



MINNESOTA .....	0	0	7	0	—	7
KANSAS CITY.....	3	13	7	0	—	23

Kansas City's finest sports hour concluded at 5:20 in the afternoon of Sunday, January 11, 1970, when the Chiefs defeated the Minnesota Vikings, 23-7, for the World Championship of pro football.

The Chiefs, who finished 11-3 on the season and defeated the N.Y. Jets and Oakland Raiders in the playoffs, closed out their first decade as the winningest team in the American Football League, which, with Super Bowl IV, came to an end. Beginning in '70, the two leagues merged, with the AFL becoming the American Football Conference of the NFL.

Minnesota, a prohibitive favorite, was 12-2 during the regular season and at one point had won 12 games in succession behind a fearsome defense that had allowed an average of just 9.5 points per game. But behind QB Len Dawson — who would earn the game's Most Valuable Player Award — the Chiefs would amass more than enough offense to carry the day.

The Chiefs took an early lead when K Jan Stenerud booted a 48-yard first quarter field goal, a kick that remains as the longest field goal in Chiefs postseason history. He would later follow with field goals of 32 and 25 yards to give Kansas City a 9-0 lead.

Kansas City received the first break in the game when Vikings S Charlie West fumbled a kickoff and G Remi Prudhomme recovered at the Minnesota 19-yard line. After an eight-yard loss, Dawson handed off to RB Wendell Hayes, who rambled for 13 yards up the middle on a draw play. A 10-yard pass to WR Otis Taylor gave the Chiefs a first down at the four. Three plays later, RB Mike Garrett burst off-tackle for a five-yard touchdown, giving Kansas City a 16-0 halftime lead and stunning the Vikings and a nationwide television audience.

Minnesota mounted a mild third-quarter comeback when RB Dave Osborn scored from four yards out to cut the margin to 16-7. But any hopes the Vikings had of getting closer were dashed by Taylor, who lived up to his big-play reputation repeatedly through that season. Dawson hit the Chiefs wideout on a short hitch pattern, and when CB Earsell Mackbee missed the initial tackle, Taylor was loose down the right sideline, high-stepping his way to a 46-yard TD to give the Chiefs a 23-7 lead after three quarters.

As was so often the case in '69, the defense came to the fore. Minnesota had the ball three times in the final period and, as in the Oakland game the previous week, the Chiefs snuffed out all three chances with interceptions. LB Willie Lanier picked off a QB Joe Kapp pass to halt a rally at the Chiefs 34-yard line. Later on, S Johnny Robinson, playing with what turned out to be three broken ribs, grabbed another errant Kapp throw. Following the game, Kapp would pay tribute to Kansas City's massive defensive front: "The Chiefs defensive line was very active and looked like a Redwood Forest."

QB Gary Cuozzo would replace Kapp, but suffered similar results. In the game's closing minutes, CB Emmitt Thomas intercepted his fourth pass of the playoffs. The Chiefs then ran out the clock to capture the AFL's second consecutive Super Bowl triumph.

CHIEFS	— Stenerud, 48-yard FG.
CHIEFS	— Stenerud, 32-yard FG.
CHIEFS	— Stenerud, 25-yard FG.
CHIEFS	— Garrett, 5-yard run (Stenerud kick).
VIKINGS	— Osborn, 4-yard run (Cox kick).
CHIEFS	— Taylor, 46-yard pass from Dawson (Stenerud kick).

Team Statistics	Vikings	Chiefs
First Downs .....	13	18
Total Net Yards .....	239	273
Rushes/Net Yards .....	19/67	41/151
Net Passing .....	172	122
Pass Attempts/Completions .....	28/17	17/12
Had Intercepted .....	3	1
Sacked/Yards Lost .....	3/27	3/20
Punts/Average .....	3/37.0	4/48.5
Penalties/Yards .....	6/67	4/47
Fumbles/Lost .....	3/2	0/0

### RUSHING

CHIEFS	— Garrett 11-39, TD; Pitts 3-37; Hayes 8-31; McVea 12-26; Dawson 3-11; Holmes 5-7.
VIKINGS	— Brown 6-26; Reed 4-17; Osborn 7-15, TD; Kapp 2-9.

### RECEIVING

CHIEFS	— Taylor 6-81, TD; Pitts 3-33; Garrett 2-25; Hayes 1-13.
VIKINGS	— Henderson 7-111; Brown 3-11; Beasler 2-41; Reed 2-16; Osborn 2-11; Washington 1-9.

### PASSING

CHIEFS	— Dawson 12-17-142, 1 TD, 1 INT; Livingston 0-0-0, 0 TDs, 0 INTs.
VIKINGS	— Kapp 16-25-183, 0 TDs, 2 INTs; Cuozzo 1-3-16, 0 TDs, 1 INT.

### INTERCEPTIONS


CHIEFS	— Lanier 1-9; Robinson 1-9; Thomas 1-6.
VIKINGS	— Krause 1-0.

### SACKS

CHIEFS	— Brown 1.0 Buchanan 1.0; Mays 1.0
VIKINGS	— Eller 1.0; Marshall 1.0; Winston 1.0.

### FIELD GOALS

CHIEFS	— Stenerud (48) (32) (25).
VIKINGS	— Cox 56S.



WR Otis Taylor's 46-yard TD catch from Super Bowl IV MVP QB Len Dawson seals a 23-7 win.



## 1969 WORLD CHAMPIONS



**The caption in the January 12th, 1970 edition of the Kansas City Times proclaimed:** WHO SAID THERE ARE NO HEROES ANYMORE is the question asked by this downtown parade scene (far right photo) that included thousands of Kansas Citians greeting the triumphant Chiefs with cheers and floating paper. Riding in an open convertible on a chilly day, Otis Taylor (left) and Gloster Richardson (right) were obviously warmed by their reception from jubilant fans on Tenth Street east of Main. In the center photo, Hank Stram, Taylor, Jack Steadman, Len Dawson and Bill Grigsby jubilantly hoist the Lombardi Trophy for Chiefs fans to behold.



**Front Row:** Noland Smith, Jan Stenerud, Warren McVea, Mike Livingston, Tom Flores, Ed Podolak, Jacky Lee, Len Dawson, John Huarte, Emmitt Thomas.

**Second Row:** Goldie Sellers, Mike Garrett, Willie Mitchell, Bert Coan, Ceaser Belser, Frank Pitts, Head Coach Hank Stram, Paul Lowe, Gloster Richardson, Curtis McClinton, Richard Armstrong, Wendell Hayes, Jim Marsalis.

**Third Row:** Dr. Albert Miller, Johnny Robinson, Jerrel Wilson, Robert Holmes, Jim Kearney, Jim Lynch, E.J. Holub, Jack Rudnay, George Daney, Curley Culp, Willie Lanier, Bobby Yarborough - Equipment Manager.

**Fourth Row:** John Beake - Assistant Coach, Tommy O'Boyle - Assistant Coach, Remi Prudhomme, Bob Stein, Jerry McClurg, Ed Budde, Dave Hill, Gene Trosch, Jerry Mays, Mo Moorman, Jim Tyrer, Bobby Bell, Lloyd Wells - Scout, Wayne Rudy - Trainer.

**Fifth Row:** Tom Pratt - Assistant Coach, Bill Walsh - Assistant Coach, Jack Steadman - General Manager, Reg Carolan, Mickey McCarty, Ed Lothamer, Fred Arbanas, Chuck Hurston, Buck Buchanan, Aaron Brown, Morris Stroud, Otis Taylor, Darrel "Pete" Brewster - Assistant Coach, Tom Bettis - Assistant Coach, Bob Wachter - Ticket/Stadium Manager.



## 1971 AFC DIVISIONAL PLAYOFF GAME

Dolphins 27, Chiefs 24 (2 OT)

December 25, 1971 • Municipal Stadium • 50,374



MIAMI..... 0 10 7 7 0 3 — 27  
KANSAS CITY..... 10 0 7 7 0 0 — 24

The longest game in NFL history signaled the end of a glorious era in Chiefs history as Kansas City and Miami duelled for 82:40 in a double-overtime epic on Christmas Day '71. The final game ever played at Municipal Stadium featured 11 future Hall of Fame players, Hall of Fame head coaches Hank Stram and Don Shula, as well as one of the greatest individual efforts in NFL postseason annals by RB Ed Podolak. But in the end it was the Dolphins who prevailed when K Garo Yepremian's 37-yard FG at 7:40 of the second OT gave Miami a 27-24 victory.

Widely regarded as the finest Chiefs team ever assembled — the '69 Super Bowl IV squad included — Kansas City took a 10-0 lead after the first quarter thanks to a 24-yard FG and a seven-yard TD catch by Podolak. But Miami countered with 10 unanswered points to leave the score deadlocked at halftime.

The unquestioned star of the contest was Podolak, who accounted for an NFL-playoff record 350 combined net yards (85 rushing yards, 110 receiving yards and 153 on kick returns). With the score knotted at 17-17 after three quarters, Podolak capped a 91-yard drive with a three-yard TD run to give the Chiefs a 24-17 lead with 6:46 left in regulation. However, a five-yard pass from QB Bob Griese to TE Marv Fleming put the count at 24-24 with 1:25 remaining in regulation.

Podolak almost ended the game with a 78-yard return on the ensuing kickoff, but Miami CB Curtis Johnson maintained his angle to make a touchdown-saving tackle at the 22-yard line. With 35 seconds left, K Jan Stenerud's would-be, game-winning 31-yard FG attempt sailed wide right. Miami could not move the ball on its final possession of regulation, sending the game to its first overtime session.

Kansas City won the toss and after taking a lateral from DT Buck Buchanan, Podolak returned the kickoff to the Chiefs 46-yard line. Four plays later, KC was at the Miami 35-yard line as Stenerud lined up for another attempt at a game-winning kick, this time from 42 yards out. But Stenerud's attempt was blocked by LB Nick Buoniconti, giving the Dolphins new life.

Both teams would exchange punts before a 52-yard FG attempt by Yepremian came up short. The first overtime session would come to a close when Dawson was intercepted by Miami S Jake Scott. The Dolphins took over at their own 46 to start overtime number two, but were smothered by Kansas City's fierce defense.

Miami's defense forced the Chiefs to punt, setting up Griese and the Dolphins for one final drive. RB Larry Csonka broke off a 29-yard run to move Miami into KC territory. Four plays later Yepremian ended the NFL's longest day with his 37-yard game-winner. The Dolphins would eventually advance to Super Bowl VI, while the Chiefs would have to wait 15 years before their next postseason appearance after falling in one of the most storied battles in pro football history.

- CHIEFS** — Stenerud, 24-yard FG (9-35, 4:09).  
**CHIEFS** — Podolak, 7-yard pass from Dawson (Stenerud kick) (6-35, 3:44).  
**DOLPHINS** — Csonka, 1-yard run (Yepremian kick) (10-80, 5:51).  
**DOLPHINS** — Yepremian, 14-yard FG (4-5, 0:57).  
**CHIEFS** — Otis, 1-yard run (Stenerud kick) (15-75, 9:44).  
**DOLPHINS** — Kiick, 1-yard run (Yepremian kick) (8-71, 3:53).  
**CHIEFS** — Podolak, 3-yard run (Stenerud kick) (6-91, 4:30).  
**DOLPHINS** — Fleming, 5-yard pass from Griese (Yepremian kick) (9-71, 5:10).  
**DOLPHINS** — Yepremian, 37-yard FG (6-40, 3:51).

Team Statistics	Dolphins	Chiefs
First Downs .....	22	23
Total Net Yards .....	407	451
Rushes/Net Yards .....	43/144	44/213
Net Passing .....	263	238
Pass Attempts/Completions .....	35/20	26/18
Had Intercepted .....	2	2
Sacked/Yards Lost .....	0/0	1/8
Punts/Average .....	6/40.0	2/51.0
Penalties/Yards .....	5/26	6/44
Fumbles/Lost .....	1/0	3/2

### RUSHING

- CHIEFS** — Hayes 22-100; Podolak 17-85, TD; Wright 2-15; Otis 3-13, TD.  
**DOLPHINS** — Csonka 24-86, TD; Kiick 15-56, TD; Griese 2-9; Warfield 2-(-7).

### RECEIVING

- CHIEFS** — Podolak 8-110, TD; Wright 3-104; Taylor 3-12; Hayes 3-6; Frazier 1-14.  
**DOLPHINS** — Warfield 7-140; Twilley 5-58; Fleming 4-37, TD; Kiick 3-24; Mandich 1-4.

### PASSING

- CHIEFS** — Dawson 18-26-246, 1 TD, 2 INTs; Podolak 0-0-0, 0 TDs, 0 INTs.  
**DOLPHINS** — Griese 20-35-263, 1 TD, 2 INTs.

### INTERCEPTIONS

- CHIEFS** — Lanier 1-17; Lynch 1-0.  
**DOLPHINS** — Scott 1-13; Johnson 1-0.

### SACKS

- CHIEFS** — None.  
**DOLPHINS** — Fernandez 0.5; Riley 0.5.

### FIELD GOALS

- CHIEFS** — Stenerud (24) 29WR 31WR 42B.  
**DOLPHINS** — Yepremian (14) 52WL.

### NFL'S LONGEST GAMES

The Chiefs/Texans have participated in the two longest games in NFL history, both double-overtime playoff contests.

Time	Result	Date
1. 82:40	Miami 27, KANSAS CITY 24	Dec. 25, 1971
2. 77:54	Dallas Texans 20, HOUSTON 17	Dec. 23, 1962
3. 77:02	CLEVELAND 23, N.Y. Jets 20	Jan. 3, 1987





# 1986 AFC WILD CARD PLAYOFF GAME

Jets 35, Chiefs 15

December 28, 1986 • Giants Stadium • 69,307



KANSAS CITY ..... 6 0 0 9 — 15  
NEW YORK ..... 7 14 7 7 — 35

Kansas City finished the regular season with a 10-6 record to earn the club's first playoff berth in 15 years, but that adulation would be short-lived. After taking an early lead against the N.Y. Jets, three KC turnovers combined with 135 rushing yards and two scores from New York RB Freeman McNeil led to 28 unanswered points and a 35-15 Jets victory.

The Chiefs only offensive scoring drive of the day came on Kansas City's initial possession when QB Todd Blackledge led Kansas City to paydirt. A pass interference call in the end zone set the stage for a one-yard scoring plunge by RB Jeff Smith. But a missed PAT would begin a downward spiral for the Chiefs, who took a brief 6-0 lead.

Jets head coach Joe Walton then made the biggest call of the game on New York's next drive. Facing fourth-and-six at the Chiefs 33-yard line, Walton kept his offense on the field. QB Pat Ryan faked a pitch to McNeil and took the ball up the gut for a 24-yard gain. Two plays later, McNeil was in the end zone, giving the Jets a lead they would not relinquish.

Disaster would strike on Kansas City's next offensive snap when RB Larry Moriarity had the ball jarred loose after catching a swing pass. LB Kyle Clifton recovered for the Jets. Twelve plays later, a one-yard TD toss to McNeil put the Jets ahead 14-6.

After Kansas City failed to gain a first down on its next two possessions, a 30-yard pass to WR Al Toon put New York in Chiefs territory. Ryan then found Toon kneeling in the end zone for an 11-yard TD on third down to give the Jets a commanding 21-6 advantage with 0:59 left in the second quarter.

New York outgained the Chiefs 191 to 58 after 30 minutes and Kansas City's situation would go from bad to worse on the opening snap of the second half. Blackledge was intercepted by LB Kevin McArthur, who raced down the sideline for a 21-yard score, putting the Jets ahead 28-6 just 13 seconds into the third quarter.

Blackledge would guide the Chiefs to the Jets 15-yard line on Kansas City's next possession, but the club's comeback hopes were effectively over when RB Boyce Green was stuffed on fourth-and-one in the third quarter, turning the ball back over to the Jets.

Kansas City's special teams would account for the club's only touchdown of the second half as CB Albert Lewis blocked a Dave Jennings punt and recovered it in the end zone to close the gap to 28-13. A six-yard Ryan TD pass to TE Billy Griggs made it 35-13 before QB Bill Kenney replaced Blackledge in the fourth quarter. Kenney guided Kansas City inside the Jets 10-yard line twice to no avail.

The Chiefs final points of the afternoon came when Jennings stepped out of the end zone for a self-imposed safety to make the final score 35-15 as Kansas City's hopes expired.

- CHIEFS** — J. Smith, 1-yard run (kick failed) (9-67).  
**JETS** — McNeil, 1-yard run (Leahy kick) (13-75).  
**JETS** — McNeil, 1-yard pass from Ryan (Leahy kick) (12-47).  
**JETS** — Toon, 11-yard pass from Ryan (Leahy kick) (8-62).  
**JETS** — McArthur, 21-yard interception return (Leahy kick).  
**CHIEFS** — Lewis, blocked punt recovery in end zone (Lowery kick).  
**JETS** — Griggs, 6-yard pass from Ryan (Leahy kick) (7-61).  
**CHIEFS** — Safety, Jennings runs out of end zone.

Team Statistics	Jets	Chiefs
First Downs .....	19	15
Total Net Yards .....	306	241
Rushes/Net Yards .....	36/165	20/67
Net Passing .....	141	174
Pass Attempts/Completions .....	23/16	37/20
Had Intercepted .....	0	2
Sacked/Yards Lost .....	2/12	2/3
Punts/Average .....	4/29.0	3/41.3
Penalties/Yards .....	8/54	1/5
Fumbles/Lost .....	1/0	2/1

## RUSHING

- CHIEFS** — Blackledge 4-33; Green 8-15; J. Smith 4-12, TD; Moriarty 2-7; Heard 1-1; S. Paige 1-(-1).  
**JETS** — McNeil 31-135, TD; Ryan 2-30; T. Paige 2-3; Jennings 1-(-3).

## RECEIVING

- CHIEFS** — Marshall 6-72; Green 5-7; Coffman 3-12; Carson 2-43; Smith 2-12; Moriarty 1-16; Heard 1-15.  
**JETS** — Toon 4-48, TD; Shuler 4-28; McNeil 3-16, TD; Walker 2-45; Sohn 1-11; Griggs 1-6, TD; Alexander 1-(-1).

## PASSING

- CHIEFS** — Blackledge 12-21-80, 0 TDs, 2 INTs; Kenney 8-16-97, 0 TDs, 0 INTs.  
**JETS** — Ryan 16-23-153, 3 TDs, 0 INTs.

## INTERCEPTIONS

- CHIEFS** — None.  
**JETS** — McArthur 1-21, TD; Carter 1-12.

## SACKS

- CHIEFS** — Hackett 1.0; Maas 1.0.  
**JETS** — Gastineau 1.0; Lyons 1.0.

## FIELD GOALS

- CHIEFS** — None.  
**JETS** — None.



The Chiefs can't slow RB Freeman McNeil as he posts 135 rushing yards in a Jets win.



## 1990 AFC WILD CARD PLAYOFF GAME

### Dolphins 17, Chiefs 16

January 5, 1991 • Joe Robbie Stadium • 67,276



<b>KANSAS CITY</b> .....	<b>3</b>	<b>7</b>	<b>6</b>	<b>0</b>	<b>— 16</b>
<b>MIAMI</b> .....	<b>0</b>	<b>3</b>	<b>0</b>	<b>14</b>	<b>— 17</b>

The Chiefs were in control for the majority of their first playoff game since '86, but could not answer a late comeback bid by QB Dan Marino as the Dolphins pulled out a 17-16 victory. Chiefs QB Steve DeBerg — who had guided KC to an 11-5 regular season record — had the club in scoring position, but a 52-yard FG attempt by K Nick Lowery fell just inches short with 0:56 remaining.

Had Kansas City fully capitalized on a number of scoring opportunities earlier in the game, the outcome may have been different. CB Charles Washington blocked a punt on Miami's first possession, setting the Chiefs up at the Dolphins 37-yard line. However, Kansas City would be forced to settle for a 27-yard FG. Miami would answer on its next possession as K Pete Stoyanovich nailed an NFL postseason-record 58-yard FG to even to count at 3-3.

However, Stoyanovich would come up short on a 57-yard attempt later in the second quarter, setting the Chiefs up with good field position. KC capitalized as DeBerg floated a 26-yard scoring aerial to WR Stephone Paige putting the Chiefs ahead 10-7 with 1:54 left in the half. Paige would finish the day with 142 receiving yards, the highest postseason total in team history. Meanwhile, DE Neil Smith — who had 1.5 sacks on the day — preserved the lead by stripping Marino on Miami's next possession.

Kansas City dominated the third quarter, but only managed to extend its lead to 16-3. Poised with second-and-goal at the Miami three-yard line, DeBerg was flagged for intentional grounding and the club settled for a 25-yard FG. S Deron Cherry blasted the ball loose from WR Mark Duper on Miami's next play, giving KC the ball at the Dolphins 29-yard line. But once again, the Chiefs could not strike paydirt and would leave Miami territory with only a 38-yard Lowery FG to show for their efforts.

Marino then began his comeback bid. A 10-play, 66-yard march culminated with a one-yard TD toss to FB Tony Paige as the Dolphins moved the count to 16-10. After a 33-yard connection between DeBerg and WR Emile Harry moved KC back into Miami territory, the Chiefs were forced to punt, setting up the Dolphins go-ahead drive which began with a key, 37-yard pass over the middle to TE Ferrell Edmunds. Marino then capped the march with a six-yard TD pass to WR Mark Clayton that was nearly intercepted by CB Albert Lewis as the Dolphins took their first lead of the game at 17-16 with 3:28 remaining in the fourth quarter.

A 20-yard pass to Paige and a 26-yard run by RB Christian Okoye helped put the Chiefs at the Miami 26-yard at the 2:00 warning. A controversial holding call on G Dave Szott nullified a 12-yard Okoye run on the next play, halting the club's momentum and setting the stage for Lowery's final field goal attempt, which came tantalizingly close to the crossbar.

<b>CHIEFS</b>	— Lowery, 27-yard FG (9-28).
<b>DOLPHINS</b>	— Stoyanovich, 58-yard FG (9-40).
<b>CHIEFS</b>	— S. Paige, 26-yard pass from DeBerg (Lowery kick) (4-61).
<b>CHIEFS</b>	— Lowery, 25-yard FG (11-63).
<b>CHIEFS</b>	— Lowery, 38-yard FG (4-8).
<b>DOLPHINS</b>	— T. Paige, 1-yard pass from Marino (Stoyanovich kick) (10-66).
<b>DOLPHINS</b>	— Clayton, 12-yard pass from Marino (Stoyanovich kick) (11-85).

Team Statistics	Dolphins	Chiefs
First Downs .....	23	15
Total Net Yards.....	311	367
Rushes/Net Yards.....	32/98	24/103
Net Passing .....	213	264
Pass Attempts/Completions .....	30/19	30/17
Had Intercepted .....	0	1
Sacked/Yards Lost .....	2/8	1/5
Punts/Average .....	3/39.7	4/35.0
Penalties/Yards.....	2/22	4/35
Fumbles/Lost .....	2/2	0/0

#### RUSHING

<b>CHIEFS</b>	— Okoye 13-83; Word 9-13; McNair 2-7.
<b>DOLPHINS</b>	— S. Smith 20-82; Logan 7-17; T. Paige 1-2; Marino 4-(-3).

#### RECEIVING

<b>CHIEFS</b>	— S. Paige 8-142, TD; McNair 3-22; Harry 2-59; Roberts 2-26; R. Thomas 1-15; Hayes 1-5.
<b>DOLPHINS</b>	— Clayton 5-66, TD; T. Paige 5-30, TD; Duper 3-36; Edmunds 2-49; S. Smith 2-22. Jensen 1-11; S. Martin 1-7.

#### PASSING

<b>CHIEFS</b>	— DeBerg 17-30-269 1 TD, 1 INT.
<b>DOLPHINS</b>	— Marino 19-30-221, 2 TDs, 0 INTs.

#### INTERCEPTIONS

<b>CHIEFS</b>	— None.
<b>DOLPHINS</b>	— Williams 1.0.

#### SACKS

<b>CHIEFS</b>	— N. Smith 1.5; Cooper 0.5.
<b>DOLPHINS</b>	— Griggs 1.0.

#### FIELD GOALS

<b>CHIEFS</b>	— Lowery (27) (25) (38) 52S.
<b>DOLPHINS</b>	— Stoyanovich (58) 57S.



**Miami claims a 17-16 comeback win despite 142 receiving yards from WR Stephone Paige.**



# 1991 AFC WILD CARD PLAYOFF GAME

Chiefs 10, Raiders 6

December 28, 1991 • Arrowhead Stadium • 75,827



LOS ANGELES .....	0	3	3	0	—	6
KANSAS CITY .....	0	7	0	3	—	10

It took 19 years, but the Chiefs finally had an opportunity to officially christen Arrowhead Stadium with a playoff game. And fittingly, that contest came against Kansas City's most heated rival, the Raiders. The Chiefs had defeated the Raiders 27-21 just six days earlier at the L.A. Coliseum in the season's final regular season game for the right to play at home in the first week of the postseason. Kansas City made the most of that opportunity by recording a 10-6 win over the Raiders, marking the club's first playoff victory since Super Bowl IV.

The Chiefs imparted a familiar recipe for success — solid defense and a bruising ground game. Kansas City's defense forced six turnovers and limited the Silver and Black to just two field goals, while RB Barry Word pummeled the Raiders with 33 carries for a team postseason-record 130 yards.

Word pounded away at the Raiders all day, a trend that began early. Kansas City won the toss and consumed 11:56 off the clock, thanks to a drive that featured 12 runs by Word. The Chiefs drove as deep as the 15-yard line, but K Nick Lowery's 33-yard FG was wide left, leaving the scoreboard empty.

S Deron Cherry registered the first of his two INTs on the game on the Raiders first possession. QB Todd Marinovich would be picked off four times by the KC defense and his first errant throw would give Kansas City possession at the Raiders 24-yard line. But again, Lowery would misfire, this time on a 47-yard FG attempt.

A wild barrage of turnovers then ensued. Chiefs LB Derrick Thomas stripped Marinovich, but QB Steve DeBerg promptly threw an INT on KC's next possession. After a Raiders punt, RB Harvey Williams put the ball on the ground for Kansas City, but Cherry registered another INT which he returned to the 11-yard line. DeBerg would hit WR Fred Jones for the game's only touchdown on the next play as the Chiefs took a 7-0 lead.

Raiders RB Nick Bell finished the game with 107 ground yards and was the club's primary weapon on a 10-play, 65-yard drive that ended with a 32-yard K Jeff Jaeger FG that closed the gap to 7-3 just before intermission.

The first half passing numbers for both squads were equally unimpressive. Marinovich completed just three passes for 47 yards, while DeBerg hit on seven passes for 71 yards. Wisely, both clubs turned to the ground game in the second half. The Raiders gave the ball to Bell eight times on their initial possession of the third quarter, but would have to settle for a 26-yard FG to close the gap to 7-6.

Kansas City then capitalized on a Raiders fumble by handing the ball to Word nine times on a 13-play drive that netted an 18-yard FG to make the score 10-6 early in the fourth quarter. The Chiefs would pick off Marinovich on each of the Raiders final two drives to seal the franchise's first-ever home playoff victory.

- CHIEFS** — F. Jones, 11-yard pass from DeBerg (Lowery kick) (1-11).  
**RAIDERS** — Jaeger, 32-yard FG (10-65).  
**RAIDERS** — Jaeger, 26-yard FG (11-62).  
**CHIEFS** — Lowery, 18-yard FG (13-61).

Team Statistics	Raiders	Chiefs
First Downs .....	16	16
Total Net Yards .....	276	204
Rushes/Net Yards .....	30/152	39/131
Net Passing .....	124	73
Pass Attempts/Completions .....	23/12	14/9
Had Intercepted .....	4	1
Sacked/Yards Lost .....	2/16	2/16
Punts/Average .....	1/20.0	2/46.0
Penalties/Yards .....	9/75	3/20
Fumbles/Lost .....	2/2	2/1
Possession Time .....	29:28	30:32

## RUSHING

- CHIEFS** — Word 33-130; Williams 2-4; Okoye 1-2; DeBerg 3-(-5).  
**RAIDERS** — N. Bell 20-107; Allen 7-39; S. Smith 3-6.

## RECEIVING

- CHIEFS** — R. Thomas 3-18; B. Jones 2-25; F. Jones 2-20, TD; Birden 1-18; Word 1-8.  
**RAIDERS** — Brown 4-45; Horton 3-59; Fernandez 2-12; Gault 1-11; S. Smith 1-9; Allen 1-4.

## PASSING

- CHIEFS** — DeBerg 9-14-89, 1 TD, 1 INT.  
**RAIDERS** — Marinovich 12-23-140, 0 TDs, 4 INTs.

## INTERCEPTIONS


- CHIEFS** — Cherry 2-46; Everett 1-23; Marts 1-7.  
**RAIDERS** — Lott 1-35.

## SACKS

- CHIEFS** — Martin 1.0; D. Thomas 1.0.  
**RAIDERS** — Davis 2.0.

## FIELD GOALS

- CHIEFS** — Lowery 33WL 47S (18).  
**RAIDERS** — Jaeger (32) (26).



**RB Barry Word produces 130 rushing yards in the first-ever playoff game at Arrowhead.**





# 1991 AFC DIVISIONAL PLAYOFF GAME

Bills 37, Chiefs 14

January 5, 1992 • Rich Stadium • 80,182



KANSAS CITY..... 0 0 7 7 — 14  
BUFFALO..... 7 10 7 13 — 37

Kansas City was coming off its first postseason victory since Super Bowl IV, but that triumph proved quite irrelevant as Buffalo pounded the Chiefs into submission early in a 37-14 win. The Bills raced out to a 17-0 halftime lead and salted the game away behind RBs Thurman Thomas and Kenneth Davis who combined for 41 carries and 175 rushing yards. Defensively, Buffalo picked off back-up QB Marc Vlasic four times and held the Chiefs to just 213 yards of total offense as the Bills marched to their second straight AFC Championship Game.

After both teams traded a pair of punts to open the game, QB Jim Kelly hit a pair of completions to WR Don Beebe to put the Bills in scoring position and then fired a 25-yard pass to WR Andre Reed to give Buffalo a 7-0 advantage. Kansas City caught the game's first break when CB Eric Everett picked off Kelly early in the second quarter. But the Chiefs offense would go three-and-out. Four plays later, Kelly found Reed for a 53-yard scoring strike to make the count 14-0. Despite throwing three INTs himself, Kelly would finish the contest with 273 passing yards and three TDs.

S Deron Cherry picked off Kelly on Buffalo's next possession, but again, the Chiefs could not capitalize. The Bills would tack on a 33-yard K Scott Norwood field goal to end the first half with a 17-0 lead.

The second half wouldn't start much better for Kansas City. RB Harvey Williams fumbled on the club's first snap of the third quarter, but TE Jonathan Hayes would recover. The Chiefs wouldn't be as fortunate on the next play as Vlasic — who entered the game in the second quarter when starting QB Steve DeBerg was knocked out of the game with a hand injury — suffered the first of four second-half interceptions. Buffalo took over on the Chiefs 36-yard line and six plays later Kelly had the Bills ahead 24-0 after finding WR James Lofton for a 10-yard TD.

Vlasic would be picked off again on the Chiefs next drive, but LB Lonnie Marts returned the favor with an interception of his own to give Kansas City a ray of hope late in the third quarter. This time the Chiefs would get on the board as RB Barry Word bulled into the end zone from three yards out to cut the Buffalo margin to 24-7.

Thomas and Davis took it from there as the Bills methodically began grinding down the clock. After a Buffalo FG made it 27-7, Vlasic was picked off twice on his next three attempts. The Bills would turn those two miscues into 10 points as Buffalo took a commanding 37-7 lead with 4:57 left in the game.

Vlasic would hit WR Fred Jones on a 20-yard TD with 2:07 remaining to make it 37-14, but it was too little, too late as Buffalo recovered KC's onside kick attempt and ran out the clock, ending the Chiefs postseason aspirations.

**BILLS** — Reed, 25-yard pass from Kelly (Norwood kick) (8-80).  
**BILLS** — Reed, 53-yard pass from Kelly (Norwood kick) (4-69).  
**BILLS** — Norwood, 33-yard FG (9-39).  
**BILLS** — Lofton, 10-yard pass from Kelly (Norwood kick) (3-36).  
**CHIEFS** — Word, 3-yard run (Lowery kick) (4-43).  
**BILLS** — Norwood, 20-yard FG (14-68).  
**BILLS** — Norwood, 47-yard FG (4-2).  
**BILLS** — Davis, 5-yard run (Norwood kick) (6-33).  
**CHIEFS** — F. Jones, 20-yard pass from Vlasic (Lowery kick) (8-75).

Team Statistics	Bills	Chiefs
First Downs .....	29	14
Total Net Yards .....	448	213
Rushes/Net Yards .....	46/180	24/77
Net Passing .....	268	136
Pass Attempts/Completions .....	35/23	29/14
Had Intercepted .....	3	4
Sacked/Yards Lost .....	1/5	1/10
Punts/Average .....	3/33.3	7/40.3
Penalties/Yards .....	6/40	10/59
Fumbles/Lost .....	0/0	0/0
Possession Time .....	34:09	25:51

## RUSHING

**CHIEFS** — Word 15-50, TD; Williams 8-24; McNair 1-3.  
**BILLS** — T. Thomas 22-100; Davis 19-75, TD; Reed 1-6; Kelly 1-2; Reich 3-(-3).

## RECEIVING

**CHIEFS** — McNair 5-52; F. Jones 3-31, TD; Birden 2-19; Hayes 1-21; Barnett 1-20; B. Jones 1-2; R. Thomas 1-1.  
**BILLS** — Beebe 6-77; McKeller 5-34; Reed 4-100, 2 TDs; T. Thomas 4-21; Lofton 3-34, TD; Edwards 1-7.

## PASSING

**CHIEFS** — DeBerg 5-9-22, 0 TDs, 0 INTs; Vlasic 9-20-124, 1 TD, 4 INTs.  
**BILLS** — Kelly 23-35-273, 3 TDs, 3 INTs; Reich 0-0-0, 0 TDs, 0 INTs.

## INTERCEPTIONS

**CHIEFS** — Everett 1-15; Marts 1-12; Cherry 1-1.  
**BILLS** — Jackson 2-6; Hicks 1-0; L. Smith 1-0.

## SACKS

**CHIEFS** — D. Thomas 1.0.  
**BILLS** — L. Smith 1.0.

## FIELD GOALS

**CHIEFS** — None.  
**BILLS** — Norwood (33) (20) (47).



# 1992 AFC WILD CARD PLAYOFF GAME

Chargers 17, Chiefs 0

January 2, 1993 • Jack Murphy Stadium • 58,278



KANSAS CITY.....	0	0	0	0	—	0
SAN DIEGO.....	0	0	10	7	—	17

Kansas City had defeated San Diego twice during the '92 regular season. However, that mattered little to the Chargers, who promptly dispatched the Chiefs from the playoffs by a 17-0 margin, marking the only shutout KC has ever suffered in postseason play.

The two sides bludgeoned one another throughout a scoreless first half, but early on it appeared the game may feature its share of offensive fireworks. San Diego QB Stan Humphries hit WR Nate Lewis for a 39-yard gain on the game's first play from scrimmage. Then, after a pair of penalties, the Chargers were knocking on the door. But DE Neil Smith fell on a San Diego fumble at the 13-yard line to halt the scoring threat.

The Chiefs couldn't mount a serious scoring threat in the first half and couldn't move past the San Diego 40-yard line on their first five possessions. The Chargers didn't fare much better with only a fumble, a punt and a missed 52-yard FG to show on three trips into Kansas City territory. Still, San Diego did hold a slight 130-to-122 edge in total yardage heading into the locker room.

Kansas City's offensive struggles continued in the second half, as the club punted on its first two possessions. San Diego then broke the stalemate midway through the third quarter when the team's battering ram — RB Marion Butts — burst into the secondary en route to a 54-yard score, giving the Chargers a 7-0 lead. Butts finished the game with 15 carries for 119 yards.

Things went downhill from there for the Chiefs. On Kansas City's next offensive play, QB Dave Krieg had a pass tipped by DE Blaise Winter. Fellow DE Leslie O'Neal picked off the ball at the Kansas City 29-yard line, setting up a 34-yard FG from K John Carney to give San Diego a 10-0 advantage with 3:33 left in the third quarter.

While Kansas City's defense was good, forcing 5.0 sacks — including 1.5 by LB Derrick Thomas — San Diego's defense was even better, harassing Krieg all day and finishing the game with 7.0 sacks. Krieg got the Chiefs into Chargers territory on each of the next two drives, but was sacked 3.0 times on those two series, stifling any scoring possibilities.

San Diego then delivered an offensive blow on its next possession. Behind a steady diet of RB Eric Bieniemy, the Chargers mounted an 11-play, 91-yard drive that ate 5:32 off the clock. H-back Steve Hendrickson got a rare carry and bulled his way into the end zone from five yards out to give the home team a 17-0 lead with 4:57 left in the fourth quarter.

The knockout punch quickly followed when Chargers DT Shawn Lee stripped Krieg on Kansas City's next possession. San Diego recovered and took over with 3:52 remaining. The Chiefs would get the ball back one last time, but the results were the same as they had been all day as San Diego sacked Krieg one last time and secured a 17-0 victory.

**CHARGERS** — Butts, 54-yard run (Carney kick) (4-74, 1:57).  
**CHARGERS** — Carney, 34-yard FG (4-9, 2:03).  
**CHARGERS** — Hendrickson, 5-yard run (Carney kick) (11-91, 5:32).

Team Statistics	Chargers	Chiefs
First Downs .....	18	17
Total Net Yards .....	342	251
Rushes/Net Yards .....	35/192	19/61
Net Passing .....	150	190
Pass Attempts/Completions .....	23/14	34/16
Had Intercepted .....	0	2
Sacked/Yards Lost .....	5/49	7/43
Punts/Average .....	6/44.2	8/45.0
Penalties/Yards .....	5/44	7/62
Fumbles/Lost .....	2/1	2/1
Possession Time .....	29:46	30:14

## RUSHING

**CHIEFS** — Williams 12-35; McNair 3-18; Krieg 2-4; Word 2-4.  
**CHARGERS** — Butts 15-119, TD; Bieniemy 13-38; Harmon 4-27; Hendrickson 1-5, TD; Bernstine 1-3; Humphries 1-0.

## RECEIVING

**CHIEFS** — Birden 4-78; McNair 4-35; Davis 3-30; Hargain 2-46; M. Smith 1-28; Williams 1-11; Cash 1-5.  
**CHARGERS** — Harmon 4-21; Walker 3-60; Miller 2-58; Butts 2-17; N. Lewis 1-39; Brennan 1-8; Bieniemy 1-(-4).

## PASSING

**CHIEFS** — Krieg 16-34-233, 0 TDs, 2 INTs.  
**CHARGERS** — Humphries 14-23-199, 0 TDs, 0 INTs.

## INTERCEPTIONS

**CHIEFS** — None.  
**CHARGERS** — Carrington 1-40; O'Neal 1-3.

## SACKS

**CHIEFS** — Thomas 1.5; Bayless 1.0; A. Lewis 1.0; N. Smith 1.0; Griffin 0.5.  
**CHARGERS** — Grossman 2.5; Lee 2.0; O'Neal 2.0; Winter 0.5.

## FIELD GOALS

**CHIEFS** — None.  
**CHARGERS** — Corney 52S (34)



San Diego stuffs the Chiefs offense, sacking QB Dave Krieg 7.0 times in a shutout win.





# 1993 AFC WILD CARD PLAYOFF GAME

Chiefs 27, Steelers 24 (OT)

January 8, 1994 • Arrowhead Stadium • 74,515



PITTSBURGH ..... 7 10 0 7 0 — 24  
KANSAS CITY ..... 7 0 3 14 3 — 27

It took an extra session to settle the score in the initial postseason match-up between Kansas City and Pittsburgh, but the Chiefs would eventually prevail, 27-24. A blocked punt and the last-minute heroics of QB Joe Montana — who was making his first playoff appearance with Kansas City — helped the Chiefs send the game to overtime where K Nick Lowery's 32-yard FG was the difference in the franchise's first OT playoff contest since the '62 AFL Championship Game.

Pittsburgh head coach Bill Cowher had previously served as both a player and assistant coach under Marty Schottenheimer before taking over the fortunes of the Steelers. Early on, the pupil appeared to have the upper hand as Pittsburgh held a 17-7 halftime lead thanks to a pair of TD passes from QB Neil O'Donnell. WR Andre Cooper hauled one in from 10 yards out and WR Ernie Mills caught a 26-yarder with just 0:18 left in the first half.

Kansas City's lone score of the first half came when QB Dave Krieg — who made a brief appearance for an injured Montana — delivered a 23-yard TD completion to WR J.J. Birden in the first quarter. A 23-yard FG in the third quarter would cut the Pittsburgh lead to 17-10, setting the stage for a fantastic finish.

Montana guided the squad on a nine-play, 80-yard drive to open the quarter, culminating with a two-yard TD trot by RB Marcus Allen, who was also making his initial postseason appearance with the Red and Gold. With the score tied at 17-17, O'Donnell answered with a nine-play, 74-yard drive, hitting TE Eric Green for a 22-yard score to put Pittsburgh back ahead with 4:11 left in regulation.

After KC went three-and-out on its next possession, the Steelers had a chance to run out the clock when they got the ball back with 3:00 remaining. However, the Chiefs defense would hold, setting the stage for Kansas City's special teams to swing the momentum back in favor of the home squad. TE Keith Cash swatted down P Mark Royals' punt, which was recovered by WR Fred Jones who returned the ball to the Pittsburgh nine-yard line.

Facing fourth-and-goal from the seven with 1:48 left, the ever-cool Montana found WR Tim Barnett in the back of the end zone to even the count at 24-24. KC's defense would force Pittsburgh three-and-out once again, giving Montana and the Chiefs one final shot in regulation, but a 43-yard FG attempt from Lowery sailed wide right with 0:13 remaining, sending the game to overtime.

Kansas City won the toss, but was unable to move the ball. Pittsburgh got to midfield before it was forced to punt, setting up one final drive by Montana. After starting on their own 20-yard line, KC moved to midfield and was deep in Pittsburgh territory after Montana hit Cash on an 18-yard strike. Five plays later, Lowery took the field on third down and drove the game-winning 32-yard FG through the uprights with 3:57 showing on the clock.

- STEELERS** — Cooper, 10-yard pass from O'Donnell (Anderson kick) (9-66, 5:00).  
**CHIEFS** — Birden, 23-yard pass from Krieg (Lowery kick) (7-75, 2:21).  
**STEELERS** — Anderson, 30-yard field goal (15-63, 7:05).  
**STEELERS** — Mills, 26-yard pass from O'Donnell (Anderson kick) (6-51, 0:37).  
**CHIEFS** — Lowery, 23-yard FG (11-49, 5:11).  
**CHIEFS** — Allen, 2-yard run (Lowery kick) (9-80, 5:18).  
**STEELERS** — Green, 22-yard pass from O'Donnell (Anderson kick) (9-74, 4:47).  
**CHIEFS** — Barnett, 7-yard pass from Montana (Lowery kick) (4-9, 0:46).  
**CHIEFS** — Lowery, 32-yard FG (11-66, 5:59).

Team Statistics	Steelers	Chiefs
First Downs .....	21	28
Total Net Yards .....	369	401
Rushes/Net Yards .....	35/97	33/125
Net Passing .....	272	276
Pass Attempts/Completions .....	42/23	44/29
Had Intercepted .....	0	0
Sacked/Yards Lost .....	3/14	4/23
Punts/Average .....	7/38.3	6/44.8
Penalties/Yards .....	5/40	5/25
Fumbles/Lost .....	1/0	0/0
Possession Time .....	34:58	36:05

## RUSHING

- CHIEFS** — Allen 21-67, TD; Anders 5-27; Montana 4-13; McNair 2-9, Jones 1-9.  
**STEELERS** — L. Thompson 25-60; Hoge 6-27; Stone 3-11; O'Donnell 1-(-1).

## RECEIVING

- CHIEFS** — Cash 7-56; Birden 6-72, TD; Allen 4-29; Anders 3-30; Barnett 3-30, TD; Davis 2-47; Hayes 2-11; Hughes 1-15; McNair 1-9.  
**STEELERS** — Graham 7-96; Mills 4-60, TD; Hoge 3-43; Stone 3-36; L. Thompson 3-4; Green 2-37, TD; Cooper 1-10, TD.

## PASSING

- CHIEFS** — Montana 28-43-276, 1 TD, 0 INTs; Krieg 1-1-23, 1 TD, 0 INTs.  
**STEELERS** — O'Donnell 23-42-286, 3 TDs, 0 INTs.

## INTERCEPTIONS

- CHIEFS** — None.  
**STEELERS** — None.

## SACKS

- CHIEFS** — N. Smith 2.0; Bayless 1.0.  
**STEELERS** — G. Williams 3.0; Lloyd 1.0.

## FIELD GOALS

- CHIEFS** — Lowery (23) 43WR (32).  
**STEELERS** — Anderson (30).



# 1993 AFC DIVISIONAL PLAYOFF GAME

Chiefs 28, Oilers 20

January 16, 1994 • Astrodome • 64,011



KANSAS CITY .....	0	0	7	21	—	28
HOUSTON .....	10	0	0	10	—	20

Kansas City pulled a huge upset over heavily-favored Houston to advance to its first-ever AFC Championship Game with a 28-20 victory at the Astrodome. The contest marked the Chiefs first road playoff win since claiming a 17-7 triumph at Oakland in the '69 AFL Championship Game.

Houston was the NFL's hottest team heading into the playoffs, owning 11 consecutive wins to close the regular season and showed no signs of cooling down after jumping out to a 10-0 lead in the first quarter over the Chiefs. An interception by CB Steve Jackson on KC's first drive set up a 49-yard FG by K Al Del Greco, while an 11-play, 80-yard Oilers scoring march was capped by a two-yard RB Gary Brown TD run.

Houston's defense had proclaimed the Astrodome as "The House of Pain," but it was Kansas City's defense which began to inflict some damage, registering three sacks and forcing three fumbles in the second quarter alone. While the Chiefs offense couldn't capitalize, it would be a sign of things to come. Kansas City finished the game with a team playoff-record 9.0 sacks and seven forced fumbles, including a pair of sacks apiece by CB Albert Lewis, LB Derrick Thomas, S Bennie Thompson and DT Joe Phillips. Thomas and DE Neil Smith each had two forced fumbles, as well.

The Chiefs finally got on the board in the third quarter when QB Joe Montana threw a seven-yard TD pass to TE Keith Cash, who emphatically spiked the ball into a banner bestowed with the likeness of Oilers defensive coordinator Buddy Ryan. But Cash's exclamation point was nothing compared to the mayhem that would ensue in the fourth quarter.

Another interception by Houston led to a 43-yard FG that put the Oilers ahead 13-7. But the Chiefs grabbed their first lead of the day just three plays later with an 11-yard TD catch by WR J.J. Birden. On the Oilers next play from scrimmage, Thomas unleashed his patented sack-and-strip maneuver on Moon with Chiefs DT Dan Saleaumua scooping up the loose ball at the Houston 20-yard line. This time Montana — who finished the contest with 299 yards — found WR Willie Davis for an 18-yard TD to push the Chiefs advantage to 21-13.

But the Oilers wouldn't go away. Moon — who compiled 306 yards on the day — promptly responded with a seven-yard scoring strike to WR Ernest Givins to pull Houston to within 21-20. Kansas City would produce a one-two knockout combination on its next drive. Cash snared a 41-yard pass from Montana on a third-and-one situation from the KC 30-yard line. Then faced with third-and-two at the Houston 21-yard line, RB Marcus Allen burst through the middle of the line for a 21-yard TD dash to make the score 28-20.

A final sack from Thomas would all but seal the Oilers fate as the Chiefs turned "The House of Pain" into a house of horrors for Houston in the final NFL postseason game ever played in the Astrodome.

- OILERS** — Del Greco, 49-yard FG (4-8, 1:13).
- OILERS** — Brown, 2-yard run (Del Greco kick) (11-80, 6:30).
- CHIEFS** — Cash, 7-yard pass from Montana (Lowery kick) (7-71, 3:30).
- OILERS** — Del Greco, 43-yard FG (4-1, 1:59).
- CHIEFS** — Birden, 11-yard pass from Montana (Lowery kick) (2-71, 0:59).
- CHIEFS** — Davis, 18-yard pass from Montana (Lowery kick) (3-12, 0:42).
- OILERS** — Givins, 7-yard pass from Moon (Del Greco kick) (9-80, 4:09).
- CHIEFS** — Allen, 21-yard run (Lowery kick) (6-79, 1:40).

Team Statistics	Oilers	Chiefs
First Downs .....	19	18
Total Net Yards .....	277	354
Rushes/Net Yards .....	14/39	18/71
Net Passing .....	238	283
Pass Attempts/Completions .....	43/32	38/22
Had Intercepted .....	1	2
Sacked/Yards Lost .....	9/68	2/16
Punts/Average .....	5/48.6	5/45.0
Penalties/Yards .....	3/63	7/51
Fumbles/Lost .....	7/2	0/0
Possession Time .....	35:42	24:18

## RUSHING

- CHIEFS** — Allen 14-74, TD; Anders 1-0; Montana 1-(-1); Krieg 2-(-2).
- OILERS** — Moon 3-22; Brown 11-17, TD.

## RECEIVING

- CHIEFS** — Birden 6-60, TD; Davis 5-96, TD; Cash 4-80, TD; Barnett 2-24; McNair 2-9; Allen 1-12; Hayes 1-9; F. Jones 1-9.
- OILERS** — Jeffires 9-88; Givins 7-63, TD; Wellman 6-80; Duncan 6-49; Brown 4-26.

## PASSING

- CHIEFS** — Montana 22-38-299, 3 TDs, 2 INTs; Krieg 0-0-0, 0 TDs, 0 INTs.
- OILERS** — Moon 32-43-306, 1 TD, 1 INT.

## INTERCEPTIONS

- CHIEFS** — Mincy 1-12.
- OILERS** — Jackson 1-14; Hoage 1-0.

## SACKS

- CHIEFS** — Lewis 2.0; Phillips 2.0; D. Thomas 2.0; B. Thompson 2.0; N. Smith 1.0.
- OILERS** — Fuller 1.0; Lathon 1.0.

## FIELD GOALS

- CHIEFS** — None.
- OILERS** — Del Greco (49) (43).



# 1993 AFC CHAMPIONSHIP GAME

**Bills 30, Chiefs 13**

January 23, 1994 • Rich Stadium • 76,642



**KANSAS CITY..... 6 0 7 0 — 13**  
**BUFFALO..... 7 13 0 10 — 30**

The Chiefs knew that they had to stop the run in order to dethrone the reigning three-time AFC Champion Buffalo Bills on their home turf. Unfortunately, the 229 rushing yards amassed by the Bills provided all that was necessary in a 30-13 AFC Championship Game setback at Rich Stadium. Although the Chiefs were outgained by just 51 yards (389 to 338), they allowed RB Thurman Thomas to gain 186 of Buffalo's 229 rushing yards.

Kansas City was in uncharted territory as the club was playing in its first-ever AFC title game and vying for its first Super Bowl appearance since '69, while the Bills were playing in an unprecedented fourth straight AFC Championship Game.

Neither team's offense was able to move the ball effectively at the start of the first quarter. Midway through the frame, though, Thomas would start to get on track as his easy 12-yard TD scamper gave the Bills a 7-0 lead.

But Kansas City would answer. QB Joe Montana orchestrated a 10-play, 52-yard drive that culminated with a 31-yard FG by K Nick Lowery. S Bennie Thompson then forced Bills WR Russell Copeland to fumble on the ensuing kickoff. WR Fred Jones scooped up the loose ball, setting the stage for another 31-yard FG to cut Buffalo's lead to one as the first quarter came to a close.

The second quarter was all Buffalo as the club scored on three straight possessions, getting a three-yard TD run from Thomas and FGs of 23 and 25 yards from K Steve Christie. The Chiefs had a chance to cut into the lead as the half ended, but a pass by Montana slipped through the hands of FB Kimble Anders, stationed in the end zone, and into the waiting arms of Buffalo S Henry Jones. The Bills took a 20-6 lead into the half as Thomas had already amassed 129 yards on the ground.

The Chiefs got the ball to open the second half, but three plays into the third quarter Montana was slammed to the turf by S Matt Darby and LB Darryl Talley, suffering a concussion on the play. Montana was sidelined for the remainder of a very chilly afternoon as QB Dave Krieg came off the bench.

With 2:58 left in the third quarter, Kansas City shaved the Bills lead to seven points with a 14-play, 90-yard drive that culminated in a one-yard plunge by RB Marcus Allen. But Buffalo countered with an 18-yard FG and a three-yard TD run by Thomas to make the count 30-13.

Kansas City's last legitimate comeback hope evaporated when Krieg was picked off at the goal line by CB James Williams with 3:23 left. Krieg would get the club as close as the Buffalo one-yard line on the Chiefs final drive, but it would not matter as time expired on Kansas City and its Super Bowl aspirations.

**BILLS** — T. Thomas, 12-yard run (Christie kick) (6-47, 1:52).  
**CHIEFS** — Lowery, 31-yard FG (10-51, 4:45).  
**CHIEFS** — Lowery, 31-yard FG (5-11, 1:35).  
**BILLS** — T. Thomas, 3-yard run (Christie kick) (9-80, 3:37).  
**BILLS** — Christie, 23-yard FG (10-41, 3:31).  
**BILLS** — Christie, 25-yard FG (10-56, 3:55).  
**CHIEFS** — Allen, 1-yard run (Lowery kick) (14-90, 7:18).  
**BILLS** — Christie, 18-yard FG (14-79, 6:11).  
**BILLS** — T. Thomas, 3-yard run (Christie kick) (8-52, 4:41).

Team Statistics	Bills	Chiefs
First Downs .....	30	22
Total Net Yards .....	389	338
Rushes/Net Yards .....	46/229	21/52
Net Passing .....	160	286
Pass Attempts/Completions .....	27/17	52/25
Had Intercepted .....	0	2
Sacked/Yards Lost .....	0/0	4/37
Punts/Average .....	4/33.3	6/40.8
Penalties/Yards .....	2/10	6/29
Fumbles/Lost .....	1/1	1/0
Possession Time .....	30:40	29:20

## RUSHING

**CHIEFS** — Allen 18-50, TD; Anders 2-1; Montana 1-1.  
**BILLS** — T. Thomas 33-186, 3 TDs; K. Davis 10-31; Reed 1-8; Kelly 2-3.

## RECEIVING

**CHIEFS** — Cash 6-87; W. Davis 5-57; Birden 4-60; Allen 2-36; McNair 2-33; Hayes 2-14; E. Thompson 1-12; Hughes 1-11; Anders 1-7; Szott 1-6.  
**BILLS** — Reed 4-49; Brooks 4-34; Metzelaars 4-29; T. Thomas 2-22; Beebe 2-19; McKeller 1-7.

## PASSING

**CHIEFS** — Montana 9-23-125, 0 TDs, 1 INT; Krieg 16-29-198, 0 TDs, 1 INT.  
**BILLS** — Kelly 17-27-160, 0 TDs, 0 INTs.

## INTERCEPTIONS

**CHIEFS** — None.  
**BILLS** — H. Jones 1-15; J. Williams 1-0.

## SACKS

**CHIEFS** — None.  
**BILLS** — Hansen 1.0; B. Smith 1.0; Talley 1.0; Wright 1.0.

## FIELD GOALS

**CHIEFS** — Lowery (31) (31).  
**BILLS** — Christie (23) (25) (18).



# 1994 AFC WILD CARD PLAYOFF GAME

## Dolphins 27, Chiefs 17

December 31, 1994 • Joe Robbie Stadium • 67,487



KANSAS CITY.....	14	3	0	0	—	17
MIAMI.....	7	10	10	0	—	27

In a game that proved to be the final contest of QB Joe Montana's legendary career, the Chiefs signal-caller provided a dramatic first-half showdown with fellow Western Pennsylvania native, Dolphins QB Dan Marino. But after these two legendary passers dueled to a 17-17 halftime tie, Miami pulled away in the second half behind Marino for a 27-17 victory.

The Chiefs outgained Miami by a 414-to-381 margin in total yardage, but a pair of second-half turnovers and a staunch Dolphins defense was too much to overcome. Neither club was able to mount a substantial pass rush as Chiefs LB Derrick Thomas recorded the game's only sack in his return to his South Florida hometown.

Both quarterbacks were nearly flawless in the first 30 minutes as Montana completed 12 of 15 passes for 178 yards and two TDs, while Marino hit on 14 of 16 attempts for 162 yards and one score as the two squads each scored on their first three possessions.

Montana started the shootout by guiding an exquisite 11-play, 80-yard drive that was capped with a one-yard play-action TD toss to TE Derrick Walker. Marino immediately answered with a nearly-identical, 10-play, 72-yard march that ended with a one-yard plunge by RB Bernie Parmalee to tie the score at 7-7.

KC struck quickly on its next possession as Montana found FB Kimble Anders on a 67-yard screen pass that hit paydirt. The two clubs then traded field goals before Marino produced a monster, 13-play, 80-yard drive that consumed 5:50 off the clock. A one-yard TD pass to TE Ronnie Williams with 0:22 remaining in the second quarter ended an exquisite half of football with the score deadlocked at 17-17.

Marino picked up right where he left off on the opening possession of the second half, putting the Dolphins ahead 24-17 on a seven-yard scoring strike to WR Irving Fryar. But this time the Chiefs and Montana could not answer, going three-and-out on their next two drives. Meanwhile, Miami tacked on a 40-yard FG from K Pete Stoyanovich to go up 27-17.

The Dolphins defense then clamped down in the fourth quarter. CB J.B. Brown picked off a Montana pass in the end zone to thwart a golden scoring opportunity, while S Michael Stewart forced a rare fumble by RB Marcus Allen as KC crossed into Miami territory on its next possession.

Miami was then content to grind it out on the ground, consuming over five minutes off the clock before the Chiefs could regain possession. Montana managed to get Kansas City as close as the Dolphins 19-yard line before his final professional pass fell incomplete on fourth down as he attempted to find WR Willie Davis. He finished the game with 314 yards on 26-of-37 passing with two TDs and one INT, while Marino ended the day by completing 22 of 29 attempts for 257 yards with two TD passes and no INTs.

- CHIEFS** — D. Walker, 1-yard pass from Montana (Elliott kick) (11-80, 6:28).
- DOLPHINS** — Parmalee, 1-yard run (Stoyanovich kick) (10-72, 6:12).
- CHIEFS** — Anders, 57-yard pass from Montana (Elliott kick) (4-83, 1:40).
- DOLPHINS** — Stoyanovich, 40-yard FG (7-35, 3:25).
- CHIEFS** — Elliott, 21-yard FG (12-69, 6:03).
- DOLPHINS** — R. Williams, 1-yard pass from Marino (Stoyanovich kick) (13-80, 5:50).
- DOLPHINS** — Fryar, 7-yard pass from Marino (Stoyanovich kick) (6-64, 3:02).
- DOLPHINS** — Stoyanovich, 40-yard FG (10-59, 4:48).

Team Statistics	Dolphins	Chiefs
First Downs .....	22	24
Total Net Yards .....	381	414
Rushes/Net Yards .....	31/132	23/100
Net Passing .....	249	314
Pass Attempts/Completions .....	29/22	37/26
Had Intercepted .....	0	1
Sacked/Yards Lost .....	1/8	0/0
Punts/Average .....	3/43.3	2/40.0
Penalties/Yards .....	6/50	4/15
Fumbles/Lost .....	0/0	3/1
Possession Time .....	27:30	32:30

### RUSHING

- CHIEFS** — Allen 14-64; Anders 5-17; Hill 2-14; Montana 2-5.
- DOLPHINS** — Parmalee 18-57, TD; Spikes 9-49; McDuffie 1-19; Marino 2-4; Craver 1-3.

### RECEIVING

- CHIEFS** — Anders 6-103, TD; Allen 5-49; Birden 4-56; Cash 3-38; D. Walker 3-27, TD; Dawson 3-21; Hill 1-11; Davis 1-9.
- DOLPHINS** — Fryar 6-71, TD; Craver 4-35; Parmalee 2-34; Jackson 2-29; M. Williams 2-28; McDuffie 2-25; Saxon 2-24; Miller 1-10; R. Williams 1-1, TD.

### PASSING

- CHIEFS** — Montana 26-37-314, 2 TDs, 1 INT.
- DOLPHINS** — Marino 22-29-257, 2 TDs, 0 INTs.

### INTERCEPTIONS

- CHIEFS** — None.
- DOLPHINS** — Brown 1-24.

### SACKS

- CHIEFS** — Thomas 1.0.
- DOLPHINS** — None.

### FIELD GOALS

- CHIEFS** — Elliott (21).
- DOLPHINS** — Stoyanovich (40) (40).





# 1995 AFC DIVISIONAL PLAYOFF GAME

Colts 10, Chiefs 7

January 7, 1996 • Arrowhead Stadium • 77,594



INDIANAPOLIS .....	0	7	3	0	—	10
KANSAS CITY .....	7	0	0	0	—	7

Frigid conditions, four turnovers and three missed field goals contributed to one of the most shocking upsets in Chiefs history as Kansas City (13-3) suffered a 10-7 loss to Indianapolis (9-7) at Arrowhead.

A kickoff temperature of 11 degrees and a wind chill of -9 seemingly did little to faze the dome-dwelling Colts. Indianapolis didn't lose any of its four fumbles and despite missing two field goals, it still made one when it counted as Kansas City squandered a solid effort from its league-leading scoring defense and 94 rushing yards from Marcus Allen, the fourth-best total in KC playoff history.

The Chiefs got off to a promising start, putting together a five-play, 62-yard TD drive on their third possession of the game. That march culminated with a 20-yard scoring pass from QB Steve Bono to WR Lake Dawson to give Kansas City its only score of the day and a 7-0 lead.

Colts QB Jim Harbaugh then made arguably the biggest play of the game on Indianapolis' next possession. Facing third-and-11 at his own 22-yard line, Harbaugh scrambled for an 18-yard gain. The Colts would convert six times on either third or fourth down on the drive, including a five-yard TD catch by WR Floyd Turner on third down which capped an 18-play, 77-yard drive that ate 8:40 off the clock and tied the count at 7-7.

Indianapolis K Cary Blanchard was short on a 47-yard FG after a KC fumble. Chiefs K Lin Elliott had a shot to put his team ahead with 0:12 left in the first half, but he was wide right from 35 yards out as the contest remained tied at halftime.

Kansas City boasted an NFL-best +12 turnover differential during the regular season and forced its only takeaway of the day when CB Mark Collins picked off Harbaugh. But just two plays later, Bono was intercepted by CB Ashley Ambrose, setting up a 30-yard Blanchard FG to put Indianapolis ahead 10-7 with 2:48 left in the third quarter.

KC's defense kept it close in the final 15 minutes, but it was not enough. Elliott was wide right on a 39-yard FG to open the fourth quarter and Bono was picked off by LB Quentin Coryatt on the Chiefs next possession. KC still appeared to have a shot when Blanchard's 49-yard FG fell short with 5:44 left in the game, but three plays later Bono was picked off by CB Eugene Daniel. However, the Chiefs defense held once again, setting the stage for one final drive with 4:12 remaining in the contest.

QB Rich Gannon came on in relief of Bono and took over at the Chiefs 18-yard line. He methodically moved the club downfield, converting three third downs, including a 14-yard scramble that put Kansas City at the Colts 25-yard line with 0:56 left. Gannon narrowly missed WR Lake Dawson in the end zone on third down, setting the stage for a final field goal attempt by Elliott from 42 yards out. But the kick sailed wide left as Indianapolis claimed a 10-7 victory and advanced to the AFC Championship Game.

- CHIEFS** — Dawson, 20-yard pass from Bono (Elliott kick) (5-62, 2:28).  
**COLTS** — Turner, 5-yard pass from Harbaugh (Blanchard kick) (18-77, 8:40).  
**COLTS** — Blanchard, 30-yard FG (9-35, 4:35).

Team Statistics	Colts	Chiefs
First Downs .....	16	15
Total Net Yards .....	249	281
Rushes/Net Yards .....	39/147	28/129
Net Passing .....	102	152
Pass Attempts/Completions .....	27/12	33/16
Had Intercepted .....	1	3
Sacked/Yards Lost .....	2/10	0/0
Punts/Average .....	6/36.5	4/36.8
Penalties/Yards .....	6/38	3/29
Fumbles/Lost .....	4/0	1/1
Possession Time .....	33:14	26:46

## RUSHING

- CHIEFS** — Allen 21-94; Gannon 2-19; Anders 5-16.  
**COLTS** — Warren 20-76; Harbaugh 9-48; Crockett 6-12; Humphrey 4-11.

## RECEIVING

- CHIEFS** — Anders 7-44; Dawson 4-70, TD; Allen 2-21; Slaughter 2-10; Walker 1-7.  
**COLTS** — Dawkins 4-37; Bailey 2-37; Warren 2-18; Turner 2-15, TD; Crockett 2-5.

## PASSING

- CHIEFS** — Bono 11-25-122, 1 TD, 3 INTs; Gannon 5-8-30, 0 TDs, 0 INTs.  
**COLTS** — Harbaugh 12-27-112, 1 TD, 1 INT.

## INTERCEPTIONS

- CHIEFS** — Collins 1-0.  
**COLTS** — Daniel 1-13; Coryatt 1-10; Ambrose 1-2.

## SACKS

- CHIEFS** — Booker 1.0; N. Smith 1.0.  
**COLTS** — None.

## FIELD GOALS

- CHIEFS** — Elliott 35WR 39WL 42WL.  
**COLTS** — Blanchard 47S (30) 49S.



**LB Derrick Thomas, DE Neil Smith and the Chiefs can't overcome the combination of bone-chilling cold and Colts QB Jim Harbaugh.**





# 1997 AFC DIVISIONAL PLAYOFF GAME

Broncos 14, Chiefs 10

January 4, 1998 • Arrowhead Stadium • 76,965



DENVER..... 0 7 0 7 — 14  
KANSAS CITY..... 0 0 10 0 — 10

The two teams with the AFC's best regular season records squared off as Kansas City (13-3) and Denver (12-4) met for the first time in postseason play. The Chiefs boasted the NFL's top scoring defense (14.5 ppg), while the Broncos owned the league's number one scoring offense (29.5 ppg). But it was Denver that claimed a 14-10 victory in what would be the final contest of RB Marcus Allen's storied Hall of Fame career.

Kansas City outgained Denver by 303 to 272 total yards and held a +2 edge in the turnover column, but an inability to put points on the board in several key situations cost the Chiefs a chance to host the AFC Championship Game. After the two teams battled through a scoreless first quarter, KC appeared to get on the board first, but was flagged for holding on a 34-yard FG by K Pete Stoyanovich, who had missed just one FG during the regular season. However, Stoyanovich's ensuing 44-yard attempt went wide left to leave the count at 0-0.

Denver QB John Elway then marched the Broncos on an eight-play, 65-yard scoring drive that culminated with a one-yard TD run by RB Terrell Davis, who would finish the game with 25 carries for 101 yards. KC could not get back into scoring range, as the Broncos took a 7-0 lead into the intermission.

Chiefs QB Elvis Grbac opened the second half with a 34-yard pass to WR Andre Rison, who finished the day with 110 receiving yards, the third-highest total in Chiefs postseason history. The game's most pivotal sequence would follow. Facing third-and-goal at the Denver three, Grbac connected with rookie TE Tony Gonzalez, who appeared to be forced out of the end zone by Broncos CB Darrien Gordon. However, the play was ruled an incompleteness, forcing the Chiefs to settle for a 20-yard FG to cut the gap to 7-3.

With Denver poised at the Kansas City 11-yard line on its next drive, Chiefs DE John Browning forced a fumble by RB Derek Loville to thwart a Broncos scoring opportunity. After both squads exchanged punts, Grbac found WR Joe Horn on a 50-yard strike to set up a 12-yard TD pass to Gonzalez, giving the Chiefs a short-lived 10-7 advantage. However, Davis found paydirt from one-yard out on the Broncos ensuing drive to retake the lead at 14-10.

KC got as deep as the Denver 31-yard line on its next possession and lined up in field goal formation on fourth-and-six, but holder P Louie Aguiar ran with the ball and was tackled three yards short of a first down. Kansas City began its last possession with 4:04 left. Grbac found Rison for a 23-yard gain to move KC to the Broncos 28 with 1:51 left as the Chiefs used their final time out. Facing fourth-and-two at the Denver 20-yard line with 0:19 remaining, Grbac's final pass into the end zone was batted down by Gordon as Denver held on to claim the 14-10 victory.

**BRONCOS** — T. Davis, 1-yard run (Elam kick) (8-65, 4:51).

**CHIEFS** — Stoyanovich, 20-yard FG (11-67, 5:18).

**CHIEFS** — Gonzalez, 12-yard pass from Grbac (Stoyanovich kick) (4-65, 1:35).

**BRONCOS** — T. Davis, 1-yard run (Elam kick) (6-49, 2:38).

Team Statistics	Broncos	Chiefs
First Downs .....	16	18
Total Net Yards.....	272	303
Rushes/Net Yards.....	32/109	24/77
Net Passing .....	163	226
Pass Attempts/Completions .....	19/10	37/24
Had Intercepted .....	0	0
Sacked/Yards Lost .....	1/7	4/34
Punts/Average .....	6/36.2	5/46.4
Penalties/Yards.....	8/64	7/65
Fumbles/Lost .....	4/2	2/0
Possession Time .....	28:54	31:06

## RUSHING

**CHIEFS** — Allen 12-37; Grbac 4-22; Anders 3-9; Bennett 3-4; Aguiar 1-3; Hill 1-2.

**BRONCOS** — T. Davis 25-101, 2 TDs; Griffith 4-9; Loville 2-0; Elway 1-(-1).

## RECEIVING

**CHIEFS** — Rison 8-110; Popson 5-26; Gonzalez 3-26, TD; Dawson 2-20; Anders 2-4; Horn 1-50; Hughes 1-13; Allen 1-8; Vanover 1-3.

**BRONCOS** — McCaffrey 3-56; Sharpe 2-33; R. Smith 2-19; Carswell 1-26; Green 1-19; T. Davis 1-17.

## PASSING

**CHIEFS** — Grbac 24-37-260, 1 TD, 0 INTs.

**BRONCOS** — Elway 10-19-170, 0 TDs, 0 INTs.

## INTERCEPTIONS

**CHIEFS** — None.

**BRONCOS** — None.

## SACKS


**CHIEFS** — Woods 1.0.

**BRONCOS** — N. Smith 2.0; A. Williams 2.0.

## FIELD GOALS

**CHIEFS** — Stoyanovich 44WL (20).

**BRONCOS** — None.



QB John Elway and the Broncos do just enough to slip past the Chiefs at Arrowhead.



# 2003 AFC DIVISIONAL PLAYOFF GAME

Colts 38, Chiefs 31

January 11, 2004 • Arrowhead Stadium • 79,159



INDIANAPOLIS ..... 14 7 10 7 — 38  
KANSAS CITY ..... 3 7 14 7 — 31

The NFL's top two scoring offenses and two of the game's brightest stars battled in an offensive shootout at Arrowhead in which Indianapolis prevailed by a 38-31 margin. RB Priest Holmes finished the game with a Chiefs single-game postseason record 176 rushing yards and tied a club playoff record with two rushing TDs. Colts QB Peyton Manning was just as good, throwing for 304 yards with three scores and posting an impeccable 138.8 rating.

In a game that featured no punts, just one turnover and only five total penalties, Manning's nearly-perfect performance kept the Colts one step ahead of Kansas City all afternoon. It marked just the third time in NFL postseason history that neither team was forced to punt and was the first time it had occurred since the '82 NFL Playoffs. Kansas City would draw within seven points three times in the second half, but Manning always had an answer.

Manning, the NFL's Co-MVP, opened the game with a 29-yard TD pass to WR Brandon Stokley. Kansas City would answer with a 22-yard field goal from Morten Andersen when Holmes was stopped on third-and-goal from the three. However, Manning and company kept the pressure on with an 11-yard TD run from RB Edgerrin James for a 14-3 lead.

The Chiefs rallied back as Green found WR Dante Hall on a nine-yard TD, cutting the deficit to 14-10. However, the Colts put together another impressive march, as Manning again capped it with a two-yard TD strike to FB Tom Lopienski for a 21-10 lead.

The scoring torrent finally abated as the Chiefs failed to score on their final first-half possession, thanks to a 31-yard touchdown that was called back on an offensive pass interference call on TE Tony Gonzalez and a missed 31-yard field goal.

Holmes ripped off a 48-yard dash on the second play of the third quarter, but had the ball ripped loose by CB David Macklin who recovered the fumble at the Colts 22-yard line. Indianapolis would cash the turnover in with a 45-yard FG from K Mike Vanderjagt for a 24-10 lead.

Holmes would exact revenge on the Chiefs next drive as he accounted for 44 yards rushing and a one-yard TD dive. After a Manning-to-Reggie Wayne TD pass boosted the Colts margin to 31-17 late in the third quarter, WR Dante Hall responded by returning the ensuing kickoff 92 yards for his second TD of the game. Hall's 208 kickoff return yards on the day set a Chiefs single-game postseason record and were the third-highest total in NFL postseason history.

Indianapolis would answer with a one-yard TD from James, building an insurmountable 38-24 lead. The Chiefs made it interesting though as Holmes scored on a one-yard TD run with 4:22 remaining to make the score 38-31. But Kansas City's defense couldn't get the ball back until just 0:08 remained on the clock, leaving the Chiefs out of time for a comeback.

- COLTS** — Stokley, 29-yard pass from Manning (Vanderjagt kick) (10-70, 5:40).  
**CHIEFS** — Andersen, 22-yard field goal (11-73, 5:42).  
**COLTS** — James, 11-yard run (Vanderjagt kick) (6-76, 3:01).  
**CHIEFS** — Hall, 9-yard pass from Green (Andersen kick) (12-77, 7:02).  
**COLTS** — Lopienski, 2-yard pass from Manning (Vanderjagt kick) (9-71, 4:06).  
**COLTS** — Vanderjagt, 45-yard field goal (11-51, 5:08).  
**CHIEFS** — Holmes, 1-yard run (Andersen kick) (8-55, 3:58).  
**COLTS** — Wayne, 19-yard pass from Manning (Vanderjagt kick) (7-64, 3:38).  
**CHIEFS** — Hall, 92-yard kickoff return (Andersen kick) (0-0, 0:13).  
**COLTS** — James, 1-yard run (Vanderjagt kick) (10-81, 5:21).  
**CHIEFS** — Holmes, 1-yard run (Andersen kick) (17-76, 6:52).

Team Statistics	Colts	Chiefs
First Downs .....	27	24
Total Net Yards .....	434	408
Rushes/Net Yards .....	32/142	30/196
Net Passing .....	292	212
Pass Attempts/Completions .....	30/22	30/18
Had Intercepted .....	0	0
Times Sacked/Yards .....	1.0/12.0	0.0/0.0
Punts/Average .....	0/0.0	0/0.0
Penalties/Yards .....	1/5	4/30
Fumbles/Lost .....	0/0	1/1
Possession Time .....	32:13	27:47

## RUSHING

- CHIEFS** — Holmes 24-176, 2 TDs; Green 3-18; Morton 1-5; Blaylock 2-(-3).  
**COLTS** — James 26-125, 2 TDs; Rhodes 5-18; Manning 1-(-1).

## RECEIVING

- CHIEFS** — Holmes 5-32; Gonzalez 4-55; Kennison 3-50; Hall 2-19, TD; Boerigter 1-21; Morton 1-14; Blaylock 1-11; Richardson 1-10.  
**COLTS** — Harrison 6-98; Wayne 6-83, TD; Stokley 4-57, TD; Pollard 3-41; James 1-16; Davenport 1-7; Lopienski 1-2, TD.

## PASSING

- CHIEFS** — Green 18-30-212, 1 TD, 0 INTs.  
**COLTS** — Manning 22-30-304, 3 TDs, 0 INTs.

## INTERCEPTIONS

- CHIEFS** — None.  
**COLTS** — None.

## SACKS

- CHIEFS** — Truluck 1.0.  
**COLTS** — None.

## FIELD GOALS

- CHIEFS** — Andersen (22) 31WL.  
**COLTS** — Vanderjagt (45).



## 2006 AFC WILD CARD PLAYOFF GAME

Colts 23, Chiefs 8

January 6, 2007 • RCA Dome • 57,215



KANSAS CITY .....	0	0	8	0	—	8
INDIANAPOLIS .....	6	3	7	7	—	23

The Chiefs fell behind 16-0 in an AFC Wild Card contest at Indianapolis and never could find the offensive rhythm to get back into the game, falling by a score of 23-8 at the RCA Dome. The Colts outgained the Chiefs by a 435-to-126 margin in total yards and limited Kansas City to just one-of-11 on third downs.

Despite a valiant defensive effort by Kansas City that held the Colts third-ranked offense out of the end zone for over 40 minutes, Indy shut down the Chiefs offensive attack. The Colts dominated nearly every category of the first half, but KC's defense kept them in the game by forcing three QB Peyton Manning INTs and relinquishing three first-half FGs, instead of TDs.

The Chiefs went three plays and out on each of their six first-half possessions and the Colts capitalized on three of their ensuing drives. On Indianapolis' first drive rookie RB Joseph Addai ripped off runs of 10 and nine yards to set up a 48-yard field goal.

On the Colts second drive Manning and WR Marvin Harrison converted on third-and-eight with a 42-yard pass to the Chiefs 25-yard line. Indianapolis would reach the KC one-yard line, but like they did on the first drive the Chiefs defense forced them to settle for a 19-yard K Adam Vinatieri field goal and a 6-0 lead.

The Chiefs squandered a golden opportunity to take the lead in the second quarter. CB Ty Law – who is no stranger to the playoffs with 13 postseason starts – intercepted Manning for his fifth postseason INT and returned it to the Colts nine-yard line. RB Larry Johnson ran the ball to the two, setting up third-and-goal. However QB Trent Green fell on third down after being stepped on as he pulled from center. Things got worse for Kansas City when K Lawrence Tynes' 23-yard field goal try hit the left upright, leaving the score at 6-0.

Kansas City dodged another bullet when rookie S Jarrad Page picked off Manning at the KC two-yard line with 1:50 left in the first half. However, once again the Chiefs offense couldn't move the ball and the Colts were able to sneak in a third field goal, this time from 50 yards out, to make it 9-0 at intermission.

Manning would throw his third INT of the game on the opening possession of the second half, as Law snared his sixth postseason INT, his fifth career playoff pickoff of Manning. The Chiefs couldn't convert the turnover into points and instead watched Indianapolis rattle off a 12-play, 89-yard TD drive. Manning completed four passes before Addai scored on a six-yard TD run to increase the Colts lead to 16-0.

With 3:38 remaining in the third quarter, the Chiefs finally notched their initial first down of the game on a six-yard pass from Green to TE Tony Gonzalez. That jumpstarted the offense as they would rattle off 60 yards en route to a Green-to-Gonzalez six-yard TD. A successful two-point conversion from Green to TE Kris Wilson cut the Colts lead to 16-8 after three quarters.

The one-possession deficit would not last long however as the Colts engineered a back-breaking, nine-play, 71-yard scoring drive that finished with a Manning-to-WR Reggie Wayne five-yard TD and moved Indianapolis ahead by a 23-8 margin.

The Chiefs still had hope with 4:00 left when they moved the ball to the Indy 26-yard line, but Green was sacked and stripped by DE Robert Mathis. Indianapolis would register its third turnover of the game on Kansas City's final possession, clinching the Colts 23-8 win.

<b>COLTS</b>	— Vinatieri, 48-yard field goal (10-39, 4:51).
<b>COLTS</b>	— Vinatieri, 19-yard field goal (10-68, 4:57).
<b>COLTS</b>	— Vinatieri, 50-yard field goal (6-33, 0:50).
<b>COLTS</b>	— Addai, 6-yard run (Vinatieri kick) (12-89, 6:56).
<b>CHIEFS</b>	— Gonzalez, 6-yard pass from Green (Green-Wilson pass) (8-60, 4:06).
<b>COLTS</b>	— Wayne, 5-yard pass from Manning (Vinatieri kick) (9-71, 4:52).

Team Statistics	Colts	Chiefs
First Downs .....	28	7
Total Net Yards .....	435	126
Rushes/Net Yards .....	40/188	17/44
Net Passing .....	247	82
Pass Attempts/Completions .....	39/31	24/14
Had Intercepted .....	3	2
Times Sacked/Yards .....	1.0/5.0	4.0/25.0
Punts/Average .....	2/38.0	6/52.3
Penalties/Yards .....	3/40	2/13
Fumbles/Lost .....	1/0	2/1
Possession Time .....	39:23	20:37

### RUSHING

<b>CHIEFS</b>	— L. Johnson 13-32; D. Hall 2-14; Bennett 1-1; Green 1-(-3).
<b>COLTS</b>	— Addai 25-122, TD; Rhodes 13-68; Manning 2-(-2).

### RECEIVING

<b>CHIEFS</b>	— L. Johnson 5-29; Gonzalez 4-25, TD; Wilson 2-29; D. Hall 2-12; Bennett 1-12.
<b>COLTS</b>	— Clark 9-103; Addai 7-26; Wayne 5-36, TD; Harrison 2-48; Rhodes 2-24; Moorehead 2-18; Utecht 2-17; Fletcher 1-(-4); Boiman 1-(-16).

### PASSING

<b>CHIEFS</b>	— Green 14-24-107, 1 TD, 2 INTs.
<b>COLTS</b>	— Manning 30-38-268, 1 TD, 3 INTs; Smith 1-1-(-16), 0 TDs, 0 INTs.

### INTERCEPTIONS

<b>CHIEFS</b>	— Law 2-43; Page 1-12.
<b>COLTS</b>	— Sanders 1-17; Bethea 1-16.

### SACKS

<b>CHIEFS</b>	— Surtain 1.0.
<b>COLTS</b>	— Freeney 2.0; McFarland 1.0; Mathis 0.5; Schobel 0.5.

### FIELD GOALS

<b>CHIEFS</b>	— Tynes 23LU.
<b>COLTS</b>	— Vinatieri (48) (19) (50).



**CB Ty Law helps keep the Colts offense in check with two interceptions of QB Peyton Manning.**





## 2010 AFC WILD CARD PLAYOFF GAME

Baltimore 30, Chiefs 7

January 9, 2011 • Arrowhead Stadium • 72,190



<b>BALTIMORE</b> .....	<b>3</b>	<b>7</b>	<b>13</b>	<b>7</b>	<b>—</b>	<b>30</b>
<b>KANSAS CITY</b> .....	<b>7</b>	<b>0</b>	<b>0</b>	<b>0</b>	<b>—</b>	<b>7</b>

The Chiefs were within striking distance at halftime, trailing by only a 10-7 margin, but four second-half turnovers doomed Kansas City as Baltimore pulled away for a 30-7 victory. The Chiefs defense registered 4.0 sacks, including 2.0 from LB Tamba Hali.

The Chiefs won the toss, deferred to the second half and kicked off to open the game. Baltimore promptly moved down field and was poised with first and goal at the Chiefs one-yard line, but Kansas City's defense made a goal-line stand, rebuffing the Ravens on three straight plays. QB Joe Flacco's third-down pass was broken up by S Eric Berry, setting up a 19-yard K Billy Cundiff FG that gave Baltimore a 3-0 lead.

Kansas City went three and out on its opening drive. On Baltimore's ensuing possession, Hali recorded a sack and strip of Flacco and jumped on the ball, giving the Chiefs great field position at the Baltimore 46-yard line. Two plays later, RB Jamaal Charles reeled off a 41-yard TD scamper, the longest postseason TD run in team history, to put the Chiefs up 7-3 with 2:09 left in the first quarter.

On Kansas City's next possession, a Charles fumble set up Baltimore at their own 45, but KC's defense held. The teams exchanged punts before Flacco and company again moved into Chiefs territory. A nine-yard TD pass from Flacco to RB Ray Rice put the Ravens up 10-7 with 0:19 left to play before halftime, capping an 11-play, 80-yard scoring drive.

On the third play of the third quarter QB Matt Cassel's pass intended for TE Tony Moeaki was batted into the air and intercepted by S Haruki Nakamura. However, a hustling Charles stripped and recovered the ball at the KC 32-yard line, giving the Chiefs a fresh set of downs.

Kansas City moved the ball to the Baltimore 33-yard line, but Charles was thrown for a four-yard loss on fourth and one. Cundiff knocked through a 29-yard FG on the Ravens ensuing drive, extending their lead to 13-7 with 6:36 left in the third quarter.

Chiefs WR Dexter McCluster fumbled the ball on Kansas City's ensuing possession, setting up Baltimore at the Chiefs 17-yard line. Cundiff connected on another 29-yard FG, putting the Ravens up 16-7 with 4:20 left in the third quarter.

Two plays later, Cassel's pass for Moeaki was intercepted by S Dawan Landry, putting the Ravens at the Kansas City 21-yard line. Flacco then hit WR Anquan Boldin in the back of the end zone for a four-yard TD pass, pushing the Ravens advantage to 23-7.

On the first play of Kansas City's next drive, Cassel fumbled the ball and it was recovered by the Ravens. Head Coach Todd Haley challenged the play and the ruling on the field was overturned to an incomplete pass. The Chiefs were eventually forced to punt. Ravens RB Willis McGahee delivered the game's final score as he broke free for a 25-yard TD, extending Baltimore's lead to 30-7 with 4:26 left in the game.

Kansas City took over at the 40-yard line after the Ravens kickoff went out of bounds. Cassel was sacked twice on the drive and his fourth-down pass was intercepted by CB Josh Wilson at the Baltimore 34-yard line. Baltimore was able to run out the clock to seal the victory.

**BAL** — Cundiff, 19-yard field goal (14-69, 5:59).

**KC** — Charles, 41-yard run (Succop kick) (2-46, 0:49).

**BAL** — Rice, 9-yard pass from Flacco (Cundiff kick) (11-80, 5:30).

**BAL** — Cundiff, 29-yard field goal (7-51, 3:02).

**BAL** — Cundiff, 29-yard field goal (4-6, 1:20).

**BAL** — Boldin, 4-yard pass from Flacco (Cundiff kick) (6-31, 2:59).

**BAL** — McGahee, 25-yard run (Cundiff kick) (15-80, 10:20).

Team Statistics	Ravens	Chiefs
First Downs .....	26	8
Total Net Yards .....	390	161
Rushes/Net Yards .....	40/142	19/108
Net Passing .....	248	53
Pass Attempts/Completions ....	34/25	18/9
Had Intercepted .....	0	3
Times Sacked/Yards .....	4.0/17.0	3.0/17.0
Punts/Average .....	2/31.0	3/51.0
Penalties/Yards .....	2/20	5/40
Fumbles/Lost .....	3/2	2/2
Possession Time .....	41:44	18:16

### RUSHING

**KC** — Charles 9-82, TD; Jones 5-15; Cassel 3-6; McCluster 2-5.

**BAL** — Rice 17-57; McGahee 10-44, TD; Flacco 7-26; Parmele 4-13; McClain 1-1; Stallworth 1-1.

### RECEIVING

**KC** — McCluster 4-17; Moeaki 1-22; Charles 1-15; Jones 1-8; Tucker 1-5; Curtis 1-3.

**BAL** — Heap 10-108; Boldin 5-64, TD; Rice 5-42, TD; McGahee 2-10; Houshmandzadeh 1-28; Mason 1-11; Dickson 1-2.

### PASSING

**KC** — Cassel 9-18-70, 0 TDs, 3 INTs.

**BAL** — Flacco 25-34-265, 2 TDs, 0 INTs.

### INTERCEPTIONS

**KC** — None.

**BAL** — Landry 1-9; Nakamura 1-3; Wilson 1-0.

### SACKS

**KC** — Hali 2.0; Belcher 1.5; Jackson 0.5.

**BAL** — Suggs 2.0; Lewis 1.0.

### FIELD GOALS

**KC** — None.

**BAL** — Cundiff (19) (29) (29).



**RB Jamaal Charles scores a 41-yard TD, the longest scoring run in Chiefs playoff history.**



## 2013 AFC WILD CARD PLAYOFF GAME

Indianapolis 45, Chiefs 44

January 4, 2014 • Lucas Oil Stadium • 63,551



KANSAS CITY.....	10	21	10	3	—	44
INDIANAPOLIS.....	7	3	21	14	—	45

In their Wild Card matchup, the Chiefs fell one point short of the Colts in a 45-44 loss in Indianapolis, eliminating them from playoff contention. Kansas City broke numerous club postseason records including most points scored in a game with 44, most net yards with 513, most touchdown passes with four and most passing yards with 378, but the record-setting statistics were still not enough to top the Colts.

Kansas City came out of the gate with a 14-play, 6:49 drive that included a 16-yard Chiefs QB Alex Smith scramble from the pocket and resulted in a six-yard pass to WR Dwayne Bowe, putting the Chiefs up 7-0. RB Jamaal Charles suffered a concussion on the game's opening drive and would not return. The Colts answered with a quick push down the field and a 10-yard touchdown pass from QB Andrew Luck to WR T.Y. Hilton to tie the game at 7-7.

On the ensuing drive, Smith and Bowe connected on a 63-yard pass to land the Chiefs on the Indianapolis two-yard line. After not being able to convert on the first three attempts, Kansas City was forced to settle for a K Ryan Succop field goal to make the score 10-7.

The second quarter kicked off with a huge 79-yard touchdown pass on a third-down from Smith catching Chiefs WR Donnie Avery in stride increasing the Kansas City lead to 17-7. After the score, Chiefs LB Tamba Hali forced an Indianapolis fumble on first down and LB Justin Houston recovered it for seven yards to the Colts 17-yard line. This set Kansas City up for another score after Smith found FB Anthony Sherman for a five-yard shovel pass that was good for a 24-7 lead in favor of the Chiefs.

Indianapolis moved swiftly down the field on the next drive as Luck scrambled for 21 yards on 4th-and-1. K Adam Vinatieri booted a 37-yard field goal to make the score 24-10.

The next drive proved to be a slow and steady one for the Chiefs. Picking up six first downs, four of which were third-down conversions, the drive was capped off by a RB Knile Davis four-yard touchdown run up the middle to increase the Chiefs lead to 31-10. Before the first half came to a close, Kansas City CB Brandon Flowers picked off a Luck pass and returned it for 17 yards, the second takeaway by the Chiefs.

Indianapolis opened the second half with another Luck interception as S Husain Abdullah jumped a pass on the first play of the half, putting the ball at the Colts 18-yard line. Smith found Davis for a 10-yard touchdown pass putting the Chiefs up 38-10.

The Colts' next drive included a 10-yard completion to Hilton, an 11-yard pass to RB Donald Brown and a 46-yard completion to WR Da'Rick Rogers with Luck bringing them to the Kansas City 10-yard line and Brown punching it in for 10 yards to bring the point total to 38-17.

After the Chiefs got the ball back, Colts LB Robert Mathis had a sack and strip on Smith with LB Kelvin Sheppard recovering the ball on KC's only turnover of the day. Indianapolis was able to turn the fumble recovery into points after another Brown touchdown off of a three-yard connection with Luck, making the score 38-24.

After a Chiefs three-and-out, Abdullah picked off Luck for the second time, setting up a 42-yard Succop field goal, with the Chiefs' lead increasing to 41-24. The Colts fired right back with a drive that included a 25-yard pass to Brown, a 30-yard completion to WR LaVon Brazill and a 13-yard run by Brown to get them to the Chiefs 12-yard line. Luck then connected with TE Coby Fleener for a 12-yard touchdown to narrow the score to 41-31.

On the Colts' first drive of the fourth quarter, Luck recovered a fumble by his own team on the Kansas City five-yard line and dove into the end zone for an unconventional touchdown, narrowing the Chiefs' lead to 41-38. Kansas City responded with another Succop field goal, this one from 43 yards, making the score 44-38.

On the ensuing drive, Luck hit Hilton for a 64-yard touchdown on third-and-five, putting the Colts ahead 45-44 with 4:29 left to play. Kansas City moved down the field but was unable to convert on fourth down. Indianapolis was able to kneel for the last 1:55 of the game to move on to the divisional playoffs.

KC	—	Bowe, 6-yard pass from Smith (Succop kick) (14-82, 6:49)
IND	—	Hilton, 10-yard pass from Luck (Vinatieri kick) (7-74, 3:37)
KC	—	Succop, 19-yard field goal (7-73, 3:41)
KC	—	Avery, 79-yard pass from Smith (Succop kick) (3-79, 0:21)
KC	—	Sherman, 5-yard pass from Smith (Succop kick) (3-17, 1:23)
IND	—	Vinatieri, 37-yard field goal (12-61, 3:51)
KC	—	Davis, 4-yard run (Succop kick) (15-81, 7:23)
KC	—	Davis, 10-yard pass from Smith (Succop kick) (3-18, 1:15)
IND	—	Brown, 10-yard run (Vinatieri kick) (5-80, 1:52)
IND	—	Brown, 3-yard pass from Luck (Vinatieri kick) (5-41, 1:28)
KC	—	Succop, 42-yard field goal (4-4, 1:32)
IND	—	Fleener, 12-yard pass from Luck (Vinatieri kick) (6-80, 1:41)
IND	—	Luck, 5-yard fumble recovery (Vinatieri kick) (12-90, 4:02)
KC	—	Succop, 43-yard field goal (11-58, 5:02)
IND	—	Hilton, 64-yard pass from Luck (Vinatieri kick) (4-80, 1:15)

Team Statistics	Colts	Chiefs
First Downs.....	28	30
Total Net Yards.....	536	513
Rushes/Net Yards.....	19/100	32/150
Net Passing.....	436	363
Pass Attempts/Completions.....	45/29	46/30
Had Intercepted.....	3	0
Times Sacked/Yards.....	10/7.0	2.0/15.0
Punts/Average.....	1/51.0	2/39.0
Penalties/Yards.....	4/19	2/15
Fumbles/Lost.....	2/1	1/1
Possession Time.....	22:27	37:33

### RUSHING

KC	—	Davis 18-67, TD; Smith 8-57; Charles 3-18; Gray 2-5; McCluster 1-3.
IND	—	Brown 11-55, TD; Luck 7-45; Richardson 1-0.

### RECEIVING

KC	—	Bowe 8-150, TD; McCluster 7-52; Davis 7-33, TD; Hemingway 2-30; Fasano 2-6; Sherman 2-1, TD; Avery 1-79, TD; Jenkins 1-27.
IND	—	Hilton 13-224, 2 TDs; Fleener 5-46, TD; Brazill 4-54; Brown 4-47, TD; Whalen 2-26; Rogers 1-46.

### PASSING

KC	—	Smith 30-46-378, 4 TDs, 0 INTs.
IND	—	Luck 29-45-443, 4 TDs, 3 INTs.

### INTERCEPTIONS

KC	—	Abdullah 2-5; Flowers 1-17.
IND	—	None.

### SACKS

KC	—	Houston 1.0.
IND	—	Mathis 1.0; Jean Francois 1.0.

### FIELD GOALS

KC	—	Succop (19) (42) (43).
IND	—	Vinatieri (37).



QB Alex Smith had a career day throwing the ball, setting a number of franchise postseason records.



# ALL-TIME ROSTER



Player	Pos.	Jersey(s) Worn	College	GP/GS	Year(s) Played	Year(s) Started
<b>A</b>						
Abdullah, Husain	S	39	Washington State	16/2	2013	
Abell, Bud	LB	52	Missouri	40/0*	1966-68	
Acker, Bill	NT/DE	64, 74	Texas	5/2	1982, 1987	
Adamle, Mike	RB	1	Northwestern	22/4	1971-72	
Adams, Tony	QB	11	Utah State	50/7	1975-78	
Adams, Vashone	S	26	Eastern Michigan	0/0	1998	
Adickes, Mark	G	61	Baylor	53/48	1986-89	1986-89
Adkins, Kevin	C	65	Oklahoma	2/0	1987	
Agajanian, Ben	K	3	New Mexico	3/0	1961	
Agee, Tommie	RB	32	Auburn	9/0	1989	
Aguiar, Louie	P	5	Utah State	16/0	1994-98	1994-98**
Albert, Branden	T	76	Virginia	85/83	2008-13	2008-13
Ale, Arnold	LB	56	UCLA	2/0	1994	
Alexander, Derrick	WR	82	Michigan	60/56	1998-01	1998-01
Alford, Darnell	T	72	Boston College	4/0	2000-02	
Allan, Michael	TE	81	Whitworth (WA)	0/0	2007	
Alleman, Andy	C/G	62	Akron	9/3	2009	
Allen, Jared	DE	69	Idaho State	61/55	2004-07	2004-07
Allen, Jeff	G	71	Illinois	31/27	2012-13	2012-13
Allen, Marcus	RB	32	Southern California	77/53	1993-97	1993-96
Allen, Nate	CB	48	Texas Southern	44/24	1971-74	1973-74
Allen, Taje	CB	26	Texas	22/0	2001-02	
Allotey, Victor	G	69	Indiana	0/0	2001-02	
Alt, John	T	76	Iowa	179/149	1984-96	1987-96
Anders, Kimble	FB	38	Houston	125/94	1991-00	1993-98, 2000
Andersen, Jason	G/C	67	Brigham Young	3/0	2002	
Andersen, Morten	K	8	Michigan State	30/0	2002-03	2002-03**
Anderson, Charlie	LB	52	Mississippi	2/0	2010	
Anderson, Curtis	DE	90	Central State (Ohio)	6/0	1979	
Anderson, Darren	CB	44	Toledo	53/5	1994-97	
Anderson, Erick	LB	50	Michigan	8/1	1992-93	
Andrews, Billy	LB	53	Southwest Louisiana	28/28	1976-77	1976-77
Andrusyshyn, Zenon	P	7	UCLA	16/0	1978	1978**
Ane, Charlie	C	56	Michigan State	90/3	1975-80	
Arbanas, Fred	TE	84	Michigan State	104/34*	1961-70	1962-70
Arenas, Javier	CB	21	Alabama	47/12	2010-12	2012
Arnold, Jim	P	6	Vanderbilt	48/0	1983-85	1983-85**
Arnold, Walt	TE	87	New Mexico	47/39	1984-87	1985-86
Asamoah, Jon	G	73	Illinois	59/41	2010-13	2012-13
Ashley, Walker Lee	LB	54	Penn State	16/15	1989	1989
Atkins, Larry	S/LB	35, 50	UCLA	46/0	1999-02	
Auer, Scott	G/T	68	Michigan State	23/6	1984-85	1985
Austin, Hise	CB	21	Prairie View	12/0	1975	
Avery, Donnie	WR	17	Houston	16/14	2013	2013
Avery, Ken	LB	53	Southern Mississippi	14/5	1975	

## B

Baab, Mike	C	60	Texas	3/3	1992	
Baber, Billy	TE	45	Virginia	29/2	2001-03	
Babin, Jason	DE	94	Western Michigan	7/4	2008	
Bailey, Allen	DL	97	Miami	41/4	2011-13	
Bailey, Mark	RB	39	Cal State - Long Beach	27/9	1977-78	1977-78
Bailey, Victor	WR	85, 88	Missouri	2/0	1995-96	
Bair, Brandon	DL	90	Oregon	0/0	2011	
Baker, Jason	P	9	Iowa	18/0	2003-04	2003**
Baker, Jon	K	12	Arizona State	2/0	1999	
Baldinger, Gary	DE	91	Wake Forest	23/4	1986-88	
Baldinger, Rich	T	77	Wake Forest	133/103	1983-92	1987-88, 1990-92
Baldwin, Johnny	LB	57	Alabama A&M	3/0	2007	
Baldwin, Jonathan	WR	89	Pittsburgh	26/10	2011-12	2012
Barbaro, Gary	S	26	Nicholls State	101/101	1976-82	1976-82
Barber, Shawn	LB	59	Richmond	27/24	2003-05	2003-04
Barker, Bryan	P	4	Santa Clara	60/0	1990-93	1990-93**
Barksdale, Rashad	CB	35	Albany (NY)	6/0	2007	
Barndt, Tom	DT/G	71	Pittsburgh	61/30	1996-99	1998-99
Barnes, Charley	E	82	Northeast Louisiana	4/--	1961	
Barnes, Lew	WR	80	Oregon	2/0	1989	
Barnes, Pat	QB	17	California	1/0	1997	
Barnett, Tim	WR	82	Jackson State	44/11	1991-93	1991
Bartee, William	CB	24	Oklahoma	87/31	2000-06	2002, 2004
Barth, Connor	K	5	North Carolina	10/0	2008	2008**
Barton, Jim	C	50	Marshall	14/--	1960	1960
Bartrum, Mike	TE	87	Marshall	3/0	1993	

Player	Pos.	Jersey(s)		College	GP/GS	Year(s)	Year(s)
		Worn				Played	Started
Bates, Jackie	CB	41		Hampton	2/1	2010	
Battle, Jackie	RB	26		Houston	48/4	2007-11	
Battle, Julian	CB	26		Tennessee	26/1	2003-05	
Baugh, Tom	C	58		Southern Illinois	29/16	1986-88	1987-88
Bayless, Martin	S	21, 30		Bowling Green	59/28	1992-93, 1995-96	1992-93
Beathard, Pete	QB	10		Southern California	51/2	1964-67, 1973	
Becht, Anthony	TE	88		West Virginia	9/5	2011	
Beckman, Ed	TE	85		Florida State	107/12	1977-84	1983
Beisel, Monty	DE/LB	52, 56, 96		Kansas State	58/9	2001-04, 2009	2004
Beisler, Randy	G	64		Indiana	3/2	1975	
Belcher, Jovan	LB	59		Maine	59/44	2009-12	2010-12
Bell, Billy	CB	40		Lamar	8/1	1991	
Bell, Bobby	LB	78		Minnesota	168/98*	1963-74	1963-74
Bell, Kendrell	LB	99		Georgia	43/28	2005-07	2005-06
Bell, Mike	DE	99		Colorado State	135/97	1979-85, 1987-91	1981-85, 1987-89
Bellamy, Josh	WR	11		Louisville	3/0	2012	
Belser, Ceasar	DB	24		Arkansas AM&N	56/0	1968-71	
Belser, Jason	S	29		Oklahoma	32/8	2001-02	
Belton, Horace	RB	35		Southeast Louisiana	46/6	1978-81	
Bennett, Donnell	RB	30		Miami (Fla.)	86/15	1994-00	1998
Bennett, Michael	RB	26		Wisconsin	17/0	2006-07	
Bentley, Scott	K	9		Florida State	2/0	1999	
Bergey, Bruce	TE	84		UCLA	7/0	1971	
Bernet, Ed	E	85		SMU	9/--	1960	
Bernhardt, Roger	G	68		Kansas	4/3	1975	
Berry, Eric	S	29		Tennessee	48/48	2010-13	2010, 2012-13
Best, Keith	LB	55		Kansas State	6/0	1972	
Biodrowski, Dennis	G	61		Memphis State	30/--	1963-67	
Birden, J.J.	WR	88		Oregon	77/42	1990-94	1992-94
Bishop, Sonny	G	66		Fresno State	14/--	1962	
Black, James	DE	67		South Carolina State	1/0	1987	
Black, Jordan	G/T	65		Notre Dame	48/29	2003-06	2006
Blackledge, Todd	QB	14		Penn State	40/24	1983-87	1984-86
Blackshear, Jeff	G	60		NE Louisiana	16/15	2000	2000
Blakely, Robert	WR	83		North Dakota State	2/0	1982	
Blanton, Jerry	LB	57		Kentucky	92/49	1979-85	1981-84
Blaylock, Derrick	RB	23		Stephen F. Austin	40/5	2001-04	
Bledsoe, Curtis	RB	30		San Diego State	16/1	1981-82	
Blundin, Matt	QB	14		Virginia	2/0	1992-95	
Bober, Chris	G/T	67		Nebraska - Omaha	44/6	2004-07	
Boerigter, Marc	WR	85		Hastings	41/2	2002-05	
Boiman, Rocky	LB	50		Notre Dame	11/9	2008	
Bolden, Juran	CB	43		Mississippi Delta J.C.	7/0	1999	
Bogarakos, Steve	S	49		Central Michigan	0/0	1976	
Bono, Steve	QB	13		UCLA	36/31	1994-96	1995-96
Booker, Vaughn	DE	99		Cincinnati	56/22	1994-97	1995-97
Bookman, John	DB	22		Miami (Fla.)	14/--	1960	
Boone, Alfonso	DT	70		Mt. San Antonio JC	30/19	2007-08	2007
Boss, Kevin	TE	80		Western Oregon	2/2	2012	2012
Bowe, Dwayne	WR	82		Louisiana State	103/97	2007-13	2007-13
Boydston, Max	E	81		Oklahoma	25/--	1960-61	1960-61
Brackenridge, Tyron	CB	34		Washington State	14/1	2007-08	
Bradley, Mark	WR	83		Oklahoma	23/14	2008-09	2008
Bragg, Michael	CB	38		Texas A&M - Kingsville	4/0	2006	
Branch, Mel	DE	87		Louisiana State	84/--	1960-65	1960-65
Brannan, Solomon	DB	38		Morris Brown	0/0	1965-66	
Bray, Tyler	QB	9		Tennessee	0/0	2013	
Breaston, Steve	WR	15		Michigan	26/17	2011-12	2011
Briggs, Bob	DE	84		Heidelberg	7/1	1974	
Brock, Kevin	TE	46		Rutgers	4/0	2013	
Brockington, John	RB	43		Ohio State	10/7	1977	1977
Brooker, Tommy	E/K	81		Alabama	55/--	1962-66	1962-66**
Brooks, Bucky	CB	45		North Carolina	9/0	1997-98	
Brown, Aaron	DE	87		Minnesota	78/57*	1966-72	1968-71
Brown, Colin	G	61		Missouri	0/0	2009	
Brown, Dee	RB	22, 38		Syracuse	23/0	2005-06	
Brown, Eric	WR	86		Tulsa	2/1	1987	
Brown, Jalil	DB	30		Colorado	29/2	2011-12	
Brown, Larry	T	79		Miami (Fla.)	5/0	1978-79	
Brown, Mike	S	30		Nebraska	16/16	2009	2009
Brown, Theotis	RB	27		UCLA	26/16	1983-84	1983-84
Browning, John	DE/DT	93		West Virginia	121/96	1996-06	1997-98, 2000-05
Brunson, Larry	WR	83		Colorado	53/43	1974-77	1976-77
Bryant, Bob	E	89		Texas	10/--	1960	1960
Bryant, Trent	CB	45		Arkansas	28/17	1982-83, 1987	
Buchanan, Buck	DT	86		Grambling	182/93*	1963-75	1963-75
Budde, Brad	G	66, 71		Southern California	92/80	1980-86	1981-86
Budde, Ed	G	71		Michigan State	177/96*	1963-76	1964-74
Burford, Chris	E	88		Stanford	103/--	1960-67	1960-67
Burgmeier, Ted	S	48		Notre Dame	8/2	1978	

Player	Pos.	Jersey(s)		College	GP/GS	Year(s) Played	Year(s) Started
		Worn					
Burks, Ray	LB	59		UCLA	13/0	1977	
Burruss, Lloyd	S	34		Maryland	145/103	1981-91	1981-88
Burton, Antwon	DT	61		Temple	1/0	2008	
Bush, Lew	LB	51, 56		Washington State	37/24	2000-02	2000-01
Butler, Gary	TE	82		Rice	14/3	1973	
Butler, Gerald	WR	86		Nicholls State	0/0	1977	

## C

Cadrez, Glenn	LB	51, 59		Houston	28/6	2001-02	
Cadwell, John	G	61		Oregon State	4/--	1961	
Cancik, Phil	LB	56		Northern Arizona	16/1	1981	
Cannon, Billy	TE	80		Louisiana State	6/3	1970	
Cannon, Mark	C	70		Texas - Arlington	11/0	1989	
Carlson, Dean	QB	9		Iowa State	1/0	1972-74	
Carney, John	K	5		Notre Dame	5/0	2007	
Carnahan, Andrew	T	71		Arizona State	0/0	2008	
Carolan, Reg	E	80		Idaho	62/1*	1964-68	
Carr, Brandon	CB	39		Grand Valley State	64/64	2008-11	2008-11
Carruth, Paul Ott	RB	30		Alabama	2/1	1989	
Carson, Carlos	WR	88		Louisiana State	120/91	1980-89	1982-88
Carter, Dale	CB	34		Tennessee	104/88	1992-98	1992-98
Carter, M.L.	CB	42		Cal State - Fullerton	33/9	1979-81	1979
Carter, Perry	CB	22		Southern Mississippi	2/0	1995	
Case, Frank	DE	95		Penn State	7/0	1981	
Cassel, Matt	QB	7		Southern California	48/47	2009-12	2009-12
Castille, Tim	RB	46		Alabama	17/4	2009-10	
Cash, Keith	TE	89		Texas	59/32	1992-96	1992, 1994-95
Catapano, Mike	DE	77		Princeton	15/0	2013	
Caveness, Ronnie	LB	50		Arkansas	7/--	1965	
Caver, Quinton	LB	52		Arkansas	29/4	2002-04	
Celestin, Oliver	CB	35		Texas Southern	8/0	2008	
Chambers, Chris	WR	11, 84		Wisconsin	22/16	2009-10	2009-10
Charles, Jamaal	RB	25		Texas	80/49	2008-13	2009, 2012-13
Cheek, Steve	P	5		Humboldt State	12/0	2004	2004**
Cherry, Deron	S	20		Rutgers	148/124	1981-91	1983-91
Chilton, Gene	G/C	62		Texas	16/0	1989	
Christopher, Herb	S	41		Morris Brown	50/24	1979-82	1979-80
Clark, Bruce	DE	95		Penn State	11/0	1989	
Clark, Wayne	QB	13		U.S. International	1/0	1975	
Clavelle, Shannon	DT	91		Colorado	1/0	1997	
Clements, Tom	QB	2		Notre Dame	1/0	1980	
Clemons, Duane	DE	99		California	44/43	2000-02	2000-02
Clemons, Michael	RB	46		William & Mary	8/0	1987	
Cloud, Michael	RB	34		Boston College	56/6	1999-02	
Coan, Bert	RB	23		Kansas	68/2*	1963-68	
Cocroft, Sherman	S	22		San Jose State	44/1	1985-87	
Coffman, Paul	TE	84		Kansas State	27/24	1986-87	
Cofield, Tim	LB	54		Elizabeth City State	43/34	1986-88	1986-88
Colbert, Darrell	WR	81		Texas Southern	15/0	1987-88	
Colbert, Keary	WR	84		Southern California	7/0	2011	
Colbert, Lewis	P	5		Auburn	18/0	1986-87	1986**
Colclough, Ricardo	CB	23, 30		Tusculum	7/1	2008-09	
Cole, Justin	LB	57		San Jose State	0/0	2010	
Collier, Tim	CB	37		East Texas State	52/22	1976-79	1977-79
Collins, Mark	CB/S	25		Cal State - Fullerton	46/43	1994-96	1994-96
Collins, Ray	DT	71		Louisiana State	1/--	1960-61	1960-61
Collins, Todd	QB	15		Michigan	13/0	1998-05	
Colquitt, Dustin	P	2		Tennessee	142/0	2005-13	2005-13**
Colter, Jeff	DB	48		Kansas	1/0	1987	
Comings, Sanders	S	26		Georgia	2/0	2013	
Condon, Tom	G	65		Boston College	147/119	1974-84	1975-84
Connot, Scott	S	41		South Dakota State	2/0	2004	
Cooper, Louis	LB	55		Western Carolina	79/17	1985-90	1986-87
Cooper, Marcus	CB	31		Rutgers	16/6	2013	
Copeland, Danny	S	25		Eastern Kentucky	30/1	1989-90	
Copper, Terrance	WR	10		East Carolina	62/7	2009-12	
Corey, Walt	LB	56		Miami (Fla.)	69/--	1960-66	1960-64
Cornelison, Jerry	T	74		SMU	70/--	1960-65	1960-61
Cottam, Brad	TE	87		Tennessee	24/8	2008-10	
Cox, Mike	FB	42		Georgia Tech	39/17	2008-10	2008-09
Craig, Reggie	WR	80		Arkansas	15/0	1975-76	
Crawford, Keith	S	41		Howard Payne	8/0	1998	
Criswell, Jeff	T	69		Graceland (Iowa)	60/39	1995-98	1995, 1997-98
Crockett, Ray	CB	39		Baylor	29/17	2001-02	2001
Croyle, Brodie	QB	12		Alabama	18/10	2006-10	2007
Cruz, Ronnie	RB	42		Northern State	19/3	2005-06	
Culp, Curley	DT	61		Arizona State	82/69	1968-74	1969-73
Curtis, Kevin	WR	17		Utah State	0/0	2010	

Player	Pos.	Jersey(s) Worn	College	GP/GS	Year(s) Played	Year(s) Started
<b>D</b>						
Dacus, Weston	LB	57	Arkansas	8/0	2008-09	
Dalton, Lionel	DT	75	Eastern Michigan	34/27	2004-06	2004-05
Daney, George	G	60	Texas - El Paso	97/22	1968-74	1974
Daniel, Chase	QB	10	Missouri	5/1	2013	
Daniels, Calvin	LB	50	North Carolina	57/33	1982-85	1983-85
Daniels, Clemon	DB	36	Prairie View	14/--	1960	
Daniels, Travis	CB	34	Louisiana State	56/2	2009-12	
Darche, Jean-Philippe	LS	51	McGill	23/0	2007-08	
Darling, Devard	WR	81	Washington State	16/9	2008-09	2008
Davidson, Cotton	QB/P	19	Baylor	28/26	1960-61	1960-61
Davis, Anthony	LB	50	Utah	68/49	1994-98	1996-98
Davis, Dick	DE	86	Kansas	12/--	1962	
Davis, Knile	RB	34	Arkansas	16/1	2013	
Davis, Ricky	S	40	Alabama	13/5	1977	
Davis, Willie	WR	84	Central Arkansas	63/58	1991-95	1992-95
Dawson, Lake	WR	80	Notre Dame	43/26	1994-97	1995, '97
Dawson, Len	QB	16	Purdue	183/158	1962-75	1962-75
Dawson, Mike	NT	73	Arizona	9/0	1984	
DeBerg, Steve	QB	17	San Jose State	57/52	1988-91	1988-91
DeBernardi, Fred	DE	69	Texas - El Paso	7/0	1974	
deBruijn, Case	P	5	Idaho State	1/0	1982	
De La Puente, Brian	G	60	California	0/0	2008	
Delaney, Joe	RB	37	Northwestern Louisiana	23/17	1981-82	1981-82
Del Rio, Jack	LB	50	Southern California	25/17	1987-88	1987-88
Demps, Quintin	S	35	UTEP	16/6	2013	
Dennis, Pat	CB	41	Louisiana - Monore	16/13	2000-01	2000
DeVito, Mike	DE	70	Maine	14/13	2013	2013
Diamond, Bill	G	66	Miami (Fla.)	5/--	1963	
Diamond, Charlie	T	79	Miami (Fla.)	51/--	1960-63	1960-63
Dickerson, Ron	WR	23	Arkansas	15/0	1993-94	
Dickinson, Bo	FB	32	Southern Mississippi	28/--	1960-61	
DiGiacomo, Curt	G	65	Arizona	12/0	1988	
DiMarco, Patrick	FB	49	South Carolina	5/4	2012	
DiMidio, Tony	T	72	West Chester	26/--	1966-67	
Dimmick, Tom	C	55	Houston	13/--	1960	
Dirden, Johnny	WR	80	Sam Houston State	4/0	1979	
Dishman, Cris	CB	26	Purdue	16/16	1999	1999
Dixon, Al	TE	84	Iowa State	39/20	1979-82	1981-82
Dixon, Ernest	LB	56	South Carolina	1/0	1998	
Dixon, Ronnie	DT	90	Cincinnati	4/0	1998	
Dohring, Tom	T	71	Michigan	3/1	1992	
Dombroski, Paul	S	46	Linfield	42/13	1980-81	
Donaldson, Jeff	S	42	Colorado	16/9	1990	1990
Donnalley, Rick	C	51	North Carolina	22/22	1986-87	1986-87
Dorsey, Glenn	DE/DT	72	Louisiana State	66/65	2008-12	2008-11
Dorsey, Larry	WR	80	Tennessee State	16/0	1978	
Dotson, Alphonse	DT	79	Grambling	1/--	1965	
Doubiago, Dan	T	66	Utah	3/0	1987	
Douglas, Dameane	WR	11	California	0/0	2003	
Downing, Eric	DT	79, 92	Syracuse	42/13	2001-03	2001
Dozier, Cornelius	S	26	SMU	2/0	1987	
Draughn, Shaun	RB	32	North Carolina	17/0	2011-12	
Drayton, Troy	TE	87	Penn State	16/1	2000	
Dressel, Chris	TE	93	Stanford	7/0	1989	
Dressler, Doug	RB	41	Chico State	8/0	1975	
Drougas, Tom	T	76	Oregon	7/1	1974	
Drummond, Eddie	WR	85	Penn State	12/0	2007	
Dumas, Troy	LB	55	Nebraska	14/0	1995-97	
Duncan, Randy	QB	15	Iowa	14/2	1961	
Dunn, Jason	TE	89	Eastern Kentucky	119/25	2000-07	
Dyal, Mike	TE	87	Texas A&I	9/0	1992-93	

<b>E</b>						
Eachus, Nate	FB	45	Colgate	11/2	2012	
Easy, Omar	FB	43	Penn State	37/0	2002-04	
Eatman, Irv	T	75	UCLA	69/51	1986-90	1986-89
Edwards, Donnie	LB	59	UCLA	117/100	1996-01, 2007-08	1997-01, 2007-08
Edwards, Ron	DT	95	Texas A&M	80/61	2006-10	2006-07, 2009-10
Elam, Abram	S	27	Kent State	12/7	2012	
Elkins, Mike	QB	10	Wake Forest	1/0	1989-90	
Elliot, Lin	K	2	Texas Tech	32/0	1994-95	1994-95**
Ellison, Atiyyah	DE	99	Missouri	0/0	2010	
Ellison, Willie	RB	24	Texas Southern	15/9	1973-74	1973
Elrod, Jimbo	LB	57	Oklahoma	36/5	1976-78	
Engram, Bobby	WR	84	Penn State	5/0	2009	
Enis, Hunter	QB	14	TCU	14/0	1960	

Player	Pos.	Jersey(s)		College	GP/GS	Year(s) Played	Year(s) Started
		Worn					
Epps, Jack	S	25		Kansas State	3/2	1987	
Espinoza, Alex	QB	12		Iowa State	1/0	1987	
Estell, Richard	WR	84		Kansas	2/0	1987	
Estes, Lawrence	DE	74		Alcom A&M	18/7	1975-76	
Evans, James	RB	41		Southern (La.)	2/0	1987	
Evans, Mike	DE	94		Michigan	12/1	1992	
Everett, Eric	CB	39		Texas Tech	11/0	1991	

## F

Fada, Rob	G	65		Pittsburgh	5/0	1985	
Farrier, Curt	DT	70		Montana State	27/--	1963-65	
Fasano, Anthony	TE	80		Notre Dame	9/9	2013	2013
Favors, Greg	LB	54		Mississippi State	16/4	1998	
Feehery, Gerry	C	64		Syracuse	6/6	1988	
Fields, Jaime	LB	59		Washington	17/2	1993-95	
Fields, Jitter	RB	46		Texas	5/0	1987	
Finley, Clint	S	38		Nebraska	4/0	2002-03	
Fisher, Eric	T	72		Central Michigan	14/13	2013	2013
Flores, Tom	QB	12		Pacific	5/0	1969	
Flowers, Brandon	CB	24		Virginia Tech	88/87	2008-13	2008-13
Flynn, Don	DB	18		Houston	20/--	1960-61	1960-61
Foschi, John Paul	TE	84		Georgia Tech	7/0	2008	
Fournet, Sid	G	62		Louisiana State	28/--	1960-61	1960-61
Fox, Keyaron	LB	97		Georgia Tech	40/4	2004-07	
Franklin, Will	WR	85		Missouri	13/1	2008	
Fraser, Jim	LB	51		Wisconsin	14/--	1965	
Frazier, Cliff	DT	61		UCLA	14/12	1977	
Frazier, Randy	LB	95		Morehead State	3/0	1987	
Frazier, Wayne	C	66		Auburn	21/--	1966-67	1966
Frazier, Willie	TE	83		Arkansas AM&N	22/8	1971-72	
Freeman, Eddie	DE	71		Alabama - Birmingham	20/0	2002-03	
Frey, Dick	DE	66		Texas A&M	14/--	1960	
Fujita, Scott	LB	51		California	48/41	2002-04	2002-04
Fuller, Steve	QB	4		Clemson	52/28	1979-82	1979-80

## G

Gafford, Thomas	LS	43, 48		Houston	89/0	2008-13	
Gagliano, Bob	QB	11		Utah State	2/0	1981-83	
Gagner, Larry	G	79		Florida	7/1	1972	
Gaines, Clark	RB	21		Wake Forest	10/0	1981-82	
Gaither, Jared	T	71		Maryland	10/0	2011	
Gales, Dion	DE/DT	70		Troy	3/0	2009	
Gamble, Kenny	RB	48		Colgate	19/0	1988-90	
Gammon, Kendall	TE	83		Pittsburg State	106/0	2000-06	
Gannon, Rich	QB	12		Delaware	27/19	1995-98	1998
Gant, Earl	RB	23		Missouri	20/3	1979-80	
Garcia, Bubba	WR	80		Texas - El Paso	6/0	1980	
Gardner, Ellis	T	75		Georgia Tech	8/0	1983	
Gardner, Rod	WR	85		Clemson	14/0	2006	
Garrett, Mike	RB	21		Southern California	58/29*	1966-70	1966-70
Gatewood, Curtis	LB	52		Vanderbilt	6/0	2008	
Gaunty, Steve	WR	83		Northern Colorado	9/0	1979	
Gay, Matt	S	49		Kansas	2/0	1994	
Gehrke, Jack	WR	17		Utah	2/0	1968	
George, Ron	LB	55		Stanford	48/0	1998-00	
Germaine, Joe	QB	7		Ohio State	0/0	2001	
Getty, Charlie	T	77		Penn State	119/104	1974-82	1974-76, 1978-82
Getz, Lee	G	71		Rutgers	3/0	1987	
Gilberry, Wallace	DE	92		Alabama	53/3	2008-11	
Gilliam, Jon	C	65		East Texas State	76/--	1961-67	1962-67
Goff, Mike	G	79		Iowa	8/7	2009	
Golub, Chris	S	47		Kansas	1/0	1977	
Gonzalez, Tony	TE	88		California	190/174	1997-08	1998-08
Goodburn, Kelly	P	2		Emporia State	48/0	1987-90	1987-88, 1990**
Gossett, Jeff	P	7		Eastern Illinois	15/0	1981-82	1982**
Gordon, Amon	DL	99		Stanford	16/2	2011	
Gordon, Richard	TE	81		Miami	2/0	2013	
Graham, Derrick	T	74		Appalachian State	51/16	1990-94	1994
Graham, Tom	LB	56		Oregon	0/0	1974	
Granderson, Rufus	T	75		Prairie View	6/--	1960	
Gray, Carlton	CB	23		UCLA	20/1	1999-00	
Gray, Cyrus	RB	32		Texas A&M	26/0	2012-13	
Gray, Quinn	QB	8		Florida A&M	1/0	2008	
Gray, Tim	S	46		Texas A&M	36/34	1976-78	1976-78
Grayson, Dave	DB	45		Oregon	55/--	1961-64	1962-64
Grbac, Elvis	QB	11, 18		Michigan	49/47	1997-00	1997-00



Player	Pos.	Jersey(s)		College	GP/GS	Year(s)	Year(s)
		Worn				Played	Started
Green, Boyce	RB	40		Carson Newman	16/7	1986	
Green, Gary	CB	24		Baylor	100/99	1977-83	1977-83
Green, Trent	QB	10		Indiana	88/88	2001-06	2001-06
Green, Woody	RB	27		Arizona State	28/24	1974-76	1974-76
Greene, David	QB	8		Georgia	0/0	2007	
Greene, Ted	LB	54		Tampa	32/--	1960-62	
Greene, Tom	QB	14		Holy Cross	11/0	1961	
Greene, Tracy	TE	87		Grambling	7/2	1994	
Greenwood, Cory	LB	93		Concordia (Canada)	48/0	2010-12	
Gregg, Kelly	DL	77		Oklahoma	16/14	2011	2011
Griffin, Kris	LB	53		Indiana (Pa.)	24/0	2005-06	
Griffin, Leonard	DE	98		Grambling	103/37	1986-93	1988-89, 1992
Griffin, Stephen	RB	39		Tennessee State	1/0	1987	
Grigsby, Boomer	LB/FB	46, 51		Illinois State	44/1	2005-07	
Grow, Monty	S	22		Florida	15/0	1994	
Grunhard, Tim	C	61		Notre Dame	169/164	1990-00	1990-00
Grupp, Bob	P	1		Duke	41/0	1979-81	1979-81**
Gunter, Michael	RB	38		Tulsa	6/0	1984	
Gutierrez, Matt	QB	15		Idaho State	1/0	2009	

## H

Hackett, Dino	LB	56		Appalachian State	85/81	1986-92	1986-91
Hadley, David	CB	23		Alcorn	28/0	1970-72	
Hadnot, James	RB	48		Texas Tech	43/22	1980-83	1980-81
Hagans, Marques	WR	10		Virginia	2/0	2008	
Hagy, John	S	22		Texas	0/0	1991	
Hali, Tamba	DE/LB	91		Penn State	125/125	2006-13	2006-13
Hall, Carlos	DE	92		Arkansas	14/2	2005	
Hall, Chad	WR	14		Air Force	9/0	2013	
Hall, Dante	RB/WR	20, 82		Texas A&M	97/10	2000-06	
Hamilton, Andy	WR	80		Louisiana State	15/2	1973-74	
Hamilton, Rick	LB	53		Central Florida	2/0	1994-95	
Hamm, Bob	DE	90		Nevada - Reno	14/5	1985	
Hamrick, James	K	4		Rice	3/0	1987	
Hancock, Anthony	WR	82		Tennessee	59/9	1982-86	1983
Hannon, Chris	WR	81		Tennessee	0/0	2006	
Hanoian, Greg	FB	43		Syracuse	0/0	2006	
Hardison, Dee	NT	93		North Carolina	7/1	1988	
Hargain, Tony	WR	81		Oregon	12/0	1992	
Harrell, James	LB	57		Florida	11/4	1987	
Harris, Bob	LB	92		Auburn	3/3	1987	
Harris, Corey	CB	40		North Alabama	21/0	2001-03	
Harris, Darryl	G	66		Mississippi	1/0	2009	
Harris, Eric	CB	44		Memphis State	39/39	1980-82	1980-82
Harris, Gilbert	RB	30		Arizona	4/0	2007	
Harris, Jimmy	DB	44		Oklahoma	14/--	1960-61	1960-61
Harris, Napoleon	LB	50		Northwestern	16/13	2007-08	2007
Harris, Nate	LB	98		Louisville	15/0	2007	
Harris, Michael	C/G	73		Grambling	3/0	1989	
Harrison, Glynn	RB	22		Georgia	8/0	1976	
Harry, Emile	WR	86		Stanford	79/23	1986-92	
Hartman, Tysyn	S	31		Kansas State	11/2	2012	
Harts, Shaunard	S	42		Boise State	51/17	2001-04	2002
Harvey, James	G	64		Jackson State	4/3	1987-88	
Harvey, Marvin	TE	83		Southern Mississippi	7/0	1981	
Harvey, Stacy	LB	59		Arizona State	9/0	1989	
Haslip, Wilbert	RB	34		Hawaii	5/0	1979	
Hasty, James	CB	40		Washington State	95/89	1995-00	1995-00
Hawkins, Andy	LB	59		Texas A&I	7/3	1988	
Hayes, Jonathan	TE	85		Iowa	136/96	1985-93	1987-93
Hayes, Wendell	RB	38		Humboldt State	93/56	1968-74	1970-74
Haynes, Abner	RB	28		North Texas State	84/--	1960-64	1960-63
Haynes, Louis	LB	56		North Texas State	11/0	1982-83	
Headrick, Sherrill	LB	69		TCU	108/--	1960-67	1960-67
Heard, Herman	RB	44		Southern Colorado	87/51	1984-89	1984-87, 1989
Helton, Darius	G	62		North Carolina Central	6/0	1977	
Hemingway, Junior	WR	88		Michigan	17/2	2012-13	
Henry, Ricky	G	65		Nebraska	0/0	2013	
Herkenhoff, Matt	T	60		Minnesota	125/122	1976-85	1976-78, 1980-85
Herron, David	LB	52		Michigan State	10/0	2009	
Hicks, Eric	DE	98		Maryland	128/104	1998-06	1999-05
Hicks, Kerry	DE/DT	94		Brigham Young	2/0	1996-97	
Hicks, Sylvester	DE	75		Tennessee State	43/37	1978-81	1978-79
Hill, Dave	T	73		Auburn	150/81*	1963-74	1963-73
Hill, Greg	CB	23		Oklahoma State	48/3	1984-88	
Hill, Greg	RB	27, 29		Texas A&M	63/19	1994-97	1997
Hill, Jim	DB	12		Sam Houston	3/--	1966	

Player	Pos.	Jersey(s)		College	GP/GS	Year(s)	Year(s)
		Worn				Played	Started
Hill, Kenny	S	41		Yale	8/0	1989	
Hill, Mack Lee	RB	36		Southern (La.)	27/--	1964-65	1964-65
Hillis, Peyton	RB	40		Arkansas	13/2	2012	
Hines, Jimmy	E	81		Texas Southern	1/0	1970	
Hobgood-Chittick, Nate	DT	94		North Carolina	13/1	2001-02	
Hochstein, Russ	OL	66		Nebraska	11/1	2012	
Hodge, Alphonso	CB	47		Miami (Oh.)	0/0	2005-06	
Hodges, Eric	WR	89		Florida	1/0	1987	
Holland, Darius	DT	99		Colorado	6/0	1998	
Holle, Eric	DE	93		Texas	56/7	1984-87	
Holliday, Vonnice	DE	99		North Carolina	25/19	2003-04	2003
Hollis, David	DB	25		UNLV	2/0	1988	
Holloway, Tony	LB	97		Nebraska	1/1	1987	
Holmes, Bruce	LB	57		Minnesota	3/3	1987	
Holmes, Pat	DE	74		Texas Tech	10/1	1973	
Holmes, Priest	RB	31		Texas	65/63	2001-07	2001-05
Holmes, Robert	RB	45		Southern (La.)	48/24	1968-71	1968-69
Holohan, Pete	TE	89		Notre Dame	16/3	1991	
Holston, Mike	WR	84		Morgan State	4/0	1985	
Holub, E.J.	C/LB	55		Texas Tech	127/34*	1961-70	1961-70
Homan, Dennis	WR	21		Alabama	15/5	1971-72	1972
Hoppock, Doug	T	79		Kansas State	3/3	1987	
Horn, Chris	WR	81		Rocky Mountain	28/3	2003-05	
Horn, Joe	WR	84		Itawamba J.C.	49/2	1996-99	
Horne, Jeremy	WR	11		Massachusetts	12/0	2010-11	
Horton, Ethan	RB	32		North Carolina	16/0	1985	
Houston, Bobby	LB	57		North Carolina State	5/0	1997	
Houston, Justin	LB	50		Georgia	44/37	2011-13	2011-13
Howard, Jaye	DT	96		Florida	4/1	2013	
Howard, Thomas	LB	52		Texas Tech	95/82	1977-83	1978-83
Howard, Todd	LB	53		Texas A&M	19/0	1987-88	
Huard, Damon	QB	11		Washington	26/21	2004-08	2006-07
Huarte, John	QB	7		Notre Dame	2/0	1969-71	
Hudock, Mike	C	54		Miami (Fla.)	4/--	1967	
Hudson, Bob	LB	61		Clemson	5/--	1960	
Hudson, Doug	QB	11		Nicholls State	1/1	1987	
Hudson, Rodney	C/G	61		Florida State	34/19	2011-13	2013
Hughes, Danan	WR	83		Iowa	85/3	1993-98	
Hull, Bill	DE	85		Wake Forest	14/--	1962	
Humphrey, Tom	C	52		Abilene Christian	5/0	1974	
Hunt, Bobby	DB	20		Auburn	84/--	1962-67	1962-67
Hurston, Chuck	DE	85		Auburn	84/0*	1965-70	1966-67
Husted, Michael	K	7		Virginia	6/0	2002	
Hyde, Glenn	C	52		Pittsburgh	8/1	1987	

## I

Ingram, Byron	G	60	Eastern Kentucky	13/5	1987-88	
Ingram, Johnathan	C	66	San Diego State	4/0	2004-05	

## J

Jackson, Billy	RB	43	Alabama	57/31	1981-84	1982-84
Jackson, Charles	LB	51	Washington	86/34	1978-84	1981-82
Jackson, Charlie	DB	40	SMU	3/--	1960	
Jackson, Curtis	WR	14, 81	Texas	0/0	2002-03	
Jackson, Frank	WR/HB	26	SMU	70/--	1961-65	1962-65
Jackson, Gerald	S	49	Mississippi State	16/3	1979	
Jackson, T.J.	DT	99	Auburn	4/0	2008	
Jackson, Tyson	DE	94	Louisiana State	74/55	2009-13	2009, 2011-13
Jacoby, Mitch	TE	85	Northern Illinois	5/0	1999	
Jakes, Van	DB	22	Kent State	22/1	1983-84	
James, Robert	LB	59	Arizona State	0/0	2013	
Jamison, George	LB	57	Cincinnati	32/25	1994-96	1994-95
Jankowski, Bruce	WR	41	Ohio State	9/2	1971-72	
Jaworski, Ron	QB	7	Youngstown State	6/3	1989	
Jaynes, Dave	QB	12	Kansas	2/0	1974	
Jenkins, A.J.	WR	15	Illinois	16/1	2013	
Jenkins, Keyvan	RB	41	UNLV	2/0	1988	
Jenkins, Trezelle	T	74	Michigan	9/1	1995-97	
Jeralds, Luther	DE	89	North Carolina College	9/--	1961	
Johnson, Clyde	CB	23	Kansas State	15/0	1997	
Johnson, Curley	HB	33	Houston	14/--	1960	
Johnson, Darrius	CB	41	Oklahoma	2/0	2003	
Johnson, Derrick	LB	56	Texas	137/124	2005-13	2005-08, 2010-13
Johnson, Dick	E	85	Minnesota	5/--	1963	
Johnson, Jack	DB	32	Miami (Fla.)	1/--	1961	
Johnson, James-Michael	LB	52	Nevada	16/1	2013	

Player	Pos.	Jersey(s)		College	GP/GS	Year(s) Played	Year(s) Started
		Worn					
Johnson, Jimmie	TE	45		Howard	7/1	1994	
Johnson, Ken	DE	97		Knoxville	2/1	1987	
Johnson, Larry	RB	27, 34		Penn State	75/55	2003-09	2005-08
Johnson, Lonnie	TE	83		Florida State	14/2	1999	
Johnson, Melvin	S	35		Kentucky	7/1	1998	
Johnson, Nico	LB	57		Alabama	7/1	2013	
Johnson, Reggie	TE	85		Florida State	11/3	1996	
Johnson, Rishaw	G	75		California (Pa.)	3/1	2013	
Johnson, Sidney	CB	45		California	13/0	1988	
Johnson, Stan	NT	72		Tennessee State	10/0	1978	
Johnson, Stone	RB	33		Grambling	0/0	1963	
Johnson, Tervaris	RB	38		Miami (Fla.)	0/0	2010	
Johnston, Brian	DE	97		Gardner-Webb	9/0	2008	
Jolly, Ken	LB	52		Mid-America Nazarene	32/12	1984-85	1985
Jones, Adrian	G	73		Kansas	11/10	2007-08	2008
Jones, Bill	RB	43		Southwest Texas State	38/25	1990-92	1990-92
Jones, Dominique	TE	46		Shepherd	2/0	2013	
Jones, Doug	DB	32		San Fernando Valley	18/0	1973-74	
Jones, Edgar	LB	99		Southeast Missouri	16/0	2012	
Jones, E.J.	RB	48		Kansas	5/0	1985	
Jones, Fred	LB	96		Florida State	27/2	1987	
Jones, Fred	WR	80		Grambling	41/5	1990-93	
Jones, Fred	LB	53		Colorado	2/0	2003-04	
Jones, Hassan	WR	81		Florida State	8/0	1993	
Jones, Reggie	WR	9, 11		Louisiana State	0/0	1997, 2001	
Jones, Rod	TE	81		Washington	5/1	1987-88	
Jones, Thomas	RB	20		Virginia	32/18	2010-11	2010-11
Jones, Victor	RB	46		Louisiana State	1/0	1994	
Jones, Willie	T	73		Grambling	18/0	2000-02	
Jordan, Akeem	LB	55		James Madison	16/10	2013	2013
Jozwiak, Brian	G	73		West Virginia	28/2	1986-88	
Julien, Jarmar	RB	27		San Jose State	2/0	2002	
Junkin, Mike	LB	93		Duke	5/0	1989	

## K

Kaiser, Jason	CB	24		Culver-Stockton	1/0	1998	
Kauahi, Kani	C	65		Hawaii	16/0	1992	
Kearney, Jim	DB	46		Prairie View	115/112*	1967-75	1968-75
Kearney, Tim	LB	50		Northern Michigan	14/0	1975	
Keating, Tom	DT	74		Michigan	23/16	1974-75	1974
Keel, Mark	TE	80		Arizona	7/1	1987	
Kehl, Bryan	LB	55		Brigham Young	3/0	2012	
Kelce, Travis	TE	87		Cincinnati	0/0	2013	
Kellar, Bill	WR	82		Stanford	5/0	1978	
Kelley, Ed	DB	44		Texas	14/--	1961	
Kelly, Bobby	T	70		New Mexico State	3/--	1967	
Kelly, Colin	OL	59		Oregon State	0/0	2013	
Kenney, Bill	QB	9		Northern Colorado	106/77	1979-88	1981-87
Kennison, Eddie	WR	87		Louisiana State	91/85	2001-07	2002-07
Kershaw, William	LB	52		Maryland	2/0	2006-07	
Keyes, Leroy	RB	23		Purdue	3/0	1973	
King, Bruce	RB	46		Purdue	20/7	1985-86	1985
Kinney, Jeff	RB	31		Nebraska	50/11	1972-76	1975
Kirchbaum, Kelly	LB	62		Kentucky	1/0	1980	
Kirchner, Mark	T/G	64		Baylor	5/1	1983	
Klug, Dave	LB	55		Concordia (Minn.)	26/2	1981-83	
Knapp, Lindsay	G/T	65		Notre Dame	2/0	1993-94	
Knight, Sammy	S	29		Southern California	32/32	2005-06	2005-06
Koch, Pete	DE	74		Maryland	38/0	1985-87	1986-87
Koss, Stein	TE	80		Arizona State	2/2	1987	
Kragen, Greg	DT	71		Utah State	16/2	1994	
Kratzer, Dan	WR	27		Missouri Valley College	1/0	1973	
Kremer, Ken	NT	91		Ball State	87/23	1979-84	1981-82
Krieg, Dave	QB	17		Milton	28/21	1992-93	1992
Krisher, Bill	G	64		Oklahoma	27/--	1960-61	1960-61
Kubik, Brad	G	67		S.W. Missouri State	0/0	1998-99	
Kush, Eric	C	64		California (Pa.)	3/1	2013	

## L

LaChapelle, Sean	WR	18		UCLA	12/8	1996	1996
Lacy, Ken	RB	40		Tulsa	20/5	1984-85, 1987	
Ladd, Ernie	DT	99		Grambling	24/2*	1967-68	
LaGrand, Morris	RB	45		Tampa	11/0	1975	
Lane, Garcia	CB	48		Ohio State	17/1	1985, 1987	
Lane, MacArthur	RB	42		Utah State	42/27	1975-78	1975-76
Lane, Skip	CB/S	26		Mississippi	1/0	1984	
Langford, Reshard	S	48		Vanderbilt	17/2	2009-11	

Player	Jersey(s)		College	GP/GS	Year(s)	Year(s)
	Pos.	Worn			Played	Started
Lanier, Willie	LB	63	Morgan State	149/122*	1967-77	1968-77
Larpenter, Carl	G	67	Texas	2/--	1962	
Lathrop, Kit	DE	70	Arizona State	16/0	1986	
Law, Ty	CB	24	Michigan	32/32	2006-07	2006-07
Lawrence, Quinten	WR	14	McNeese State	6/1	2009-10	
Lee, Jacky	QB	15	Cincinnati	14/2	1967-69	
Lee, Willie	DT	78	Bethune-Cookman	28/13	1976-77	1977
Leffew, Travis	T	60	Louisville	0/0	2007	
Leggett, Maurice	CB/S	31	Valdosta State	22/4	2008-10	
Lewis, Albert	CB	29	Grambling	150/128	1983-93	1984-93
Lewis, Garry	CB	21	Alcorn State	1/0	1993	
Lewis, Kendrick	S	23	Mississippi	53/50	2010-13	2010-13
Lewis, Tahaun	CB	21	Nebraska	9/0	1992	
Liggett, Bob	DT	62	Nebraska	7/1	1970	
Lilja, Ryan	G	65	Kansas State	45/45	2010-12	2010-12
Lindstrom, Chris	DE	60	Boston University	3/3	1987	
Lindstrom, Dave	DE	71	Boston University	118/28	1978-85	1980, '82
Lingner, Adam	C	51, 62	Illinois	76/1	1983-86, 1988	
Little, Dave	TE	84	Middle Tennessee	10/1	1984	
Livingston, Mike	QB	10	SMU	91/74	1968-79	1969, 1973-78
Lloyd, Jeff	NT	74	West Texas State	16/4	1978	
Lockett, Kevin	WR	81	Kansas State	54/6	1997-00	
Lohmeyer, John	DE	87	Emporia State	41/15	1973, 1975-77	
Lokey, Derek	DT	69	Texas	3/0	2008-09	
Long, Khari	DE	95	Baylor	1/0	2005	
Long, Lance	WR	17	Mississippi State	7/1	2009	
Longmire, Sam	DB	15	Purdue	5/0*	1967-68	
Lothamer, Ed	DT	82	Michigan State	88/12*	1964-69, 1971-72	1965-68
Love, Kyle	DT	99	Mississippi State	1/0	2013	
Loveall, Calvin	CB	38	Idaho	4/0	1988	
Lowe, Paul	RB	26	Oregon State	8/0	1968-69	
Lowery, Nick	K	8	Dartmouth	212/0	1980-93	1980-93
Lutz, David	G/T	72	Georgia Tech	139/123	1983-92	1983-87, 1989-92
Lynch, Jim	LB	51	Notre Dame	151/137*	1967-77	1968-77

## M

Maas, Bill	NT/DE	63		Pittsburgh	116/111	1984-92	1984-91
Mack, Cedric	CB	40		Baylor	1/0	1992	
Macklin, David	CB	34		Penn State	4/0	2008	
Maczuzak, John	DT	72		Pittsburgh	1/--	1964	
Maddox, Bob	DE	75		Frostburg State	14/12	1975-76	
Magee, Alex	DE	71		Purdue	17/1	2009-10	
Malone, Darrell	CB	42		Jacksonville State (Ala.)	4/0	1992	
Mandley, Pete	WR	89		Northern Arizona	18/14	1989-90	1989
Maneri, Steve	T/TE	67, 87		Temple	19/9	2011-12	2012
Mangiero, Dino	NT	74		Rutgers	47/12	1980-83	1983
Manuel, Sean	TE	95		New Mexico State	0/0	1998	
Manumaleuga, Frank	LB	54		San Jose State	35/29	1979-81	1979-80
Manusky, Greg	LB	51		Colgate	96/6	1994-99	
Marsalis, Jim	CB	40		Tennessee State	78/62	1969-75	1969-72
Marshall, Henry	WR	89		Missouri	165/135	1976-87	1976-86
Marshall, Larry	DB	22		Maryland	23/0	1972-73, 1978	
Martin, Chris	LB	57		Auburn	68/59	1988-92	1989-92
Martin, Dave	LB	58		Notre Dame	2/0	1968	
Martin, Don	CB	47		Yale	14/3	1975	
Martin, Eric	WR	85		Louisiana State	10/1	1994	
Martin, Ingle	QB	15		Furman	0/0	2008	
Martin, Josh	LB/DE	95		Columbia (N.Y.)	5/1	2013	
Martin, Steve	DT	90		Missouri	16/0	2000	
Marts, Lonnie	LB	51		Tulane	47/20	1991-93	1993
Maslowski, Mike	LB	57		Wisconsin - La Crosse	65/31	1999-04	2000, 2002-03
Masters, Billy	TE	84		Louisiana State	24/23	1975-76	1975-76
Matthews, Steve	QB	15		Memphis State	0/0	1994-96	
Mattison, Bryan	C	64		Iowa	4/0	2012	
Matuszak, John	DT	79		Tampa	22/20	1974-75	1975
Maxey, Marcus	CB	45		Miami (Fla.)	1/0	2006	
Mays, Corey	LB	51		Notre Dame	30/13	2009-10	2009
Mays, Jerry	DT/DE	75		SMU	140/42*	1961-70	1962-70
McAlister, Ken	LB	94		San Francisco	19/11	1984-87	1984
McBride, Turk	DE/LB	90		Tennessee	25/10	2007-09	2008
McCabe, Jerry	LB	92		Holy Cross	3/1	1988	
McCann, Jim	P	5		Arizona State	3/0	1975	
McCarthy, Kyle	DB	41		Notre Dame	0/0	2012	
McCarty, Mickey	TE	81		TCU	3/0	1969	
McClain, Le'Ron	FB	44		Alabama	16/10	2011	2011
McCleary, Norris	DT	71, 75		East Carolina	13/0	2000-01	
McClellion, Central	CB	22		Ohio State	0/0	2002	
McCleon, Dexter	CB	22		Clemson	40/27	2003-05	2003-04

Player	Pos.	Jersey(s)		College	GP/GS	Year(s)	Year(s)
		Worn				Played	Started
McClinton, Curtis	RB	32		Kansas	107/1*	1962-69	1962-67
McCluster, Dexter	WR	22		Mississippi	48/22	2010-13	
McDaniels, Pellom	DE	77		Oregon State	74/14	1993-98	
McDougald, Bradley	S	48		Kansas	1/0	2013	
McElroy, Reggie	T	70		West Texas State	8/1	1993	
McGlockton, Chester	DT	75		Clemson	41/40	1998-00	1998-00
McGovern, Rob	LB	50		Holy Cross	27/0	1989-90	
McGrath, Sean	TE	84		Henderson State	16/11	2013	2013
McGraw, Jon	S	47		Kansas State	65/23	2007-11	2009, 2011
McIntosh, Damion	T	77		Kansas State	31/31	2007-08	2007-08
McKinney, Odis	S	21		Colorado	5/1	1985	
McKnight, Ted	RB	22		Minnesota - Duluth	65/49	1977-81	1978-80
McLean, Ron	NT	62		Cal State - Fullerton	6/0	1988	
McManus, Danny	QB	14		Florida State	1/0	1988	
McMillan, Erik	S	24		Missouri	1/0	1993	
McMillian, Mark	CB	29		Alabama	32/12	1997-98	1998
McNair, Todd	RB	48		Temple	90/8	1989-93, 1996	
McNeil, Pat	RB	45		Baylor	13/0	1976-77	
McRae, Jerrold	WR	83		Tennessee State	4/0	1978	
McVea, Warren	RB	6		Houston	44/5	1969-73	
Medlock, Justin	K	7		UCLA	1/0	2007	
Meisner, Greg	DE	69		Pittsburgh	28/0	1989-90	
Menzie, De'Quan	DB	49		Alabama	0/0	2012	
Mercer, Mike	K	15		Northern Arizona	10/0	1966	1966**
Merritt, Michael	TE	45		Central Florida	0/0	2008	
Merz, Curt	G/DE	64		Iowa	92/1*	1962-68	1962-67
Meyers, Jerry	DE	79		Northern Illinois	2/0	1980	
Mickell, Darren	DE	92		Florida	45/19	1992-95	1994-95
Miller, Bill	E	82		Miami (Fla.)	14/--	1962	
Miller, Cleophus	RB	30		Arkansas AM&N	20/13	1974-75	
Miller, Gabe	LB	51		Oregon State	0/0	2011	
Miller, Paul	DE	86		Louisiana State	28/--	1960-61	1960-61
Milo, Ray	S	27		New Mexico State	1/0	1978	
Mims, David	OL	70		Virginia Union	0/0	2011	
Mincy, Charles	S	42		Washington	48/27	1991-94	1992
Minnis, Marvin	WR	81		Florida State	15/11	2001-02	2001
Mitchell, Kawika	LB	50		South Florida	59/50	2003-06	2003-06
Mitchell, Willie	DB	22		Tennessee State	87/9*	1964-71	1965-68
Moeaki, Tony	TE	81		Iowa	30/29	2010-13	2010, 2012
Montagne, Dave	WR	87		Oregon State	3/2	1987	
Montana, Joe	QB	19		Notre Dame	25/25	1993-94	1993-94
Moon, Warren	QB	1		Washington	3/1	1999-00	
Moorman, Mo	G	76		Texas A&M	72/69	1968-73	1968-72
Moreau, Frank	RB	46		Louisville	11/0	2000	2000
Morgado, Arnold	RB	21		Hawaii	52/14	1977-80	1978
Morgan, DaJuan	S	38		North Carolina State	28/2	2008-09	
Moriarty, Larry	RB	32		Notre Dame	31/8	1986-88	
Morris, Bam	RB	39		Texas Tech	22/14	1998-99	1999
Morris, Donnie Joe	RB	22		North Texas State	3/0	1974	
Morris, Michael	C	68		N.E. Missouri State	5/0	1989	
Morris, Sylvester	WR	84		Jackson State	15/14	2000-03	2000
Morton, Johnnie	WR	80		Southern California	43/42	2002-04	2002-04
Moser, Rick	RB	39		Rhode Island	1/0	1981	
Moses, Dezman	LB	54		Tulane	13/0	2013	
Moten, Gary	LB	53		SMU	1/0	1987	
Mumphrey, Lloyd	DE	91		Mississippi Valley State	3/2	1987	
Murphy, James	WR	80		Utah State	10/0	1981	
Murphy, Montez	DE	72		Baylor	1/0	2006	
Murphy, Nick	P	4		Arizona State	2/0	2004	
Murphy, Yo	WR	17		Idaho	0/0	2002	
Murray, Eddie	K	2		Tulane	1/0	1992	

## N

Napier, Walter (Buffalo)	DT	76		Paul Quinn	20/--	1960-61	1960
Nash, Kenny	WR	85		San Jose State	1/0	1987	
Ndukwe, Ikechuku	G/T	60		Northwestern	12/3	2009	
Nelson, Mark	T	70		Bowling Green	1/0	1987	
Nelson, Teddy	CB	49		UNLV	3/3	1987	
Newsome, Jamar	WR	84		Central Florida	6/2	2012	
Newson, Tony	LB	66, 97		Utah State	4/0	2002	
Newton, Tim	DT	96		Florida	16/0	1993-94	
Nicholson, Jim	T	70		Michigan State	72/62	1974-79	1974-77, 1979
Niswanger, Rudy	C	64		Louisiana State	56/31	2006-10	2008-09
Nix, Doyle	DB	25		SMU	11/--	1961	
Nott, Mike	QB	7		Santa Clara	1/0	1976	
Nottage, Dexter	DT	94		Florida A&M	1/0	1997	
Novak, Nick	K	9		Maryland	6/0	2008	
Nunnery, R.B.	DT	68		Louisiana State	6/--	1960	



Player	Pos.	Jersey(s)		College	GP/GS	Year(s) Played	Year(s) Started
		Worn					
O							
Oates, Brad	T	72		Brigham Young	1/0	1980-81	
O'Callaghan, Ryan	T	75		California	25/13	2009-11	2009
O'Connell, Jake	TE	85		Miami (OH)	35/8	2009-12	
Odom, Ricky	S	38		Southern California	8/0	1978	
Okoye, Christian	RB	35		Azusa Pacific	79/65	1987-92	1987-91
Olderman, Bob	G	64		Virginia	16/14	1985	1985
Olenchak, John	C/LB	63		Stanford	10/0	1981-82	
Oliver, Muhammed	CB	26		Oregon	2/0	1993	
Olsen, Orrin	C/G	52		Brigham Young	14/0	1976	
O'Neal, Andre	LB	52		Marshall	13/0	2000-01	
O'Neal, Leslie	DE	91		Oklahoma State	32/23	1998-99	1998-99
Oriard, Mike	C	50		Notre Dame	42/1	1970-73	
Orton, Kyle	QB	8		Purdue	4/3	2011	
Osiecki, Sandy	QB	11		Arizona State	4/0	1984	
Osley, Willie	DB	47		Illinois	3/0	1974	
Otis, Jim	RB	35		Ohio State	23/0	1971-72	
Owens, Ritchie	DE	97		Lehigh	24/1	2001-02	
P							
Page, Jarrad	S	44		UCLA	53/39	2006-09	2007-08
Paige, Stephone	WR	83		Fresno State	125/81	1983-91	1985-90
Paine, Jeff	LB	95		Texas A&M	26/8	1984-85	
Palewicz, Al	LB	57		Miami (Fla.)	36/0	1973-75	
Palko, Tyler	QB	4		Pittsburgh	8/4	2010-11	
Palmer, Gery	G	73		Kansas	2/2	1975	
Palmer, Paul	RB	26		Temple	27/12	1987-88	1988
Parker, Anthony	CB	41		Arizona State	2/0	1991	
Parker, Glenn	G/T	62		Arizona	42/41	1997-99	1997-99
Parker, Kerry	CB	44		Grambling	15/0	1984	
Parker, Larry	WR	80		Southern California	38/4	1999-01	
Parker, Robert	RB	43		Brigham Young	3/2	1987	
Parker, Ron	CB	38		Newberry	16/1	2013	
Parker, Samie	WR	18		Oregon	47/31	2004-07	2005-07
Parks, Nate	T	72		Stanford	1/0	1997	
Parrish, Don	NT	61		Pittsburgh	71/51	1978-82	1978-81
Parquet, Jeremy	T	72		Southern Mississippi	0/0	2005	
Parten, Ty	DT	91, 97		Arizona	36/6	1997-00	
Patterson, Dimitri	CB	22		Tuskegee	20/0	2007-08	
Patton, Marvcus	LB	53		UCLA	64/61	1999-02	1999-02
Paul, Whitney	DE/LB	53		Colorado	87/71	1976-81, 1986	1976-80
Payton, Eddie	KR	34		Jackson State	14/0	1978	
Pearson, Aaron	LB	96		Mississippi State	43/19	1986-88	1987-88
Pearson, Barry	WR	85		Northwestern	36/19	1974-76	1975
Pearson, Jayice	CB	24		Washington	90/27	1986-92	1991
Peay, Francis	T	75		Missouri	19/10	1973-74	1973
Pelluer, Steve	QB	11		Washington	18/3	1989-91	
Penn, Chris	WR	81		Tulsa	26/16	1994-96	1996
Pennington, Durwood	K	1		Georgia	3/0	1962	
Perez, Joe	WR	12		Murray State	0/0	2000	
Perkins, Horace	CB	20		Colorado	16/0	1979	
Perriman, Brett	WR	85		Miami (Fla.)	5/4	1997	
Perry, Ed	TE	48		James Madison	6/0	2005	
Perry, Michael Dean	DT	95		Clemson	1/0	1997	
Peterson, Bill	LB	55		San Jose State	14/9	1975	1975
Peterson, Cal	LB	50		UCLA	43/14	1979-81	
Peterson, Todd	K	2		Georgia	27/0	2000-01	2000-01**
Petry, Stan	CB	45		TCU	34/1	1989-91	
Phillips, Joe	DT	75		SMU	91/89	1992-97	1992-97
Pickens, Bruce	CB	39		Nebraska	3/0	1993	
Pietrzak, Jim	C	62		Eastern Michigan	2/0	1987	
Pile, Willie	S	35		Virginia Tech	16/5	2004	
Pimentel, Mickey	LB	52		California	0/0	2007	
Pippens, Woodie	RB	41		Thiel College	2/0	1987	
Piscitelli, Sabby	S	42		Oregon State	16/2	2011	
Pitoitua, Ropati	DE	75		Washington State	15/10	2012	2012
Pitts, Frank	WR	25		Southern (La.)	74/33*	1965-71	1968-70
Ply, Bobby	DB	14		Baylor	73/--	1962-67	
Podolak, Ed	RB	14		Iowa	104/66	1969-77	1970-74, 1976-77
Poe, Dontari	NT	92		Memphis	31/31	2012-13	2012-13
Pollard, Bernard	S	49		Purdue	48/31	2006-08	2007-08
Pope, Daniel	P	13		Alabama	16/0	1999	1999**
Pope, Leonard	TE	45		Georgia	45/24	2009-11	2009, 2011
Popson, Ted	TE	48		Portland State	25/13	1997-98	1997
Porter, Kevin	S	27		Auburn	76/53	1988-92	1988-91
Porter, Lewis	E	26		Southern (La.)	5/1	1970	
Potter, Steve	LB	58		Virginia	16/1	1983	

Player	Pos.	Jersey(s)		College	GP/GS	Year(s) Played	Year(s) Started
		Worn					
Powe, Jerrell	DL	95	Mississippi	11/1	2011-13		
Powers, Clyde	S	29	Oklahoma	1/0	1978		
Prater, Dean	DE	79	Oklahoma State	18/1	1982-83		
Price, Maurice	WR	17	Charleston Southern	0/0	2007-08		
Price, Ricky	S	35	Oklahoma State	9/0	2009-10		
Pricer, Bill	FB	33	Oklahoma	6/--	1961		
Printers, Casey	QB	7	Florida A&M	0/0	2006		
Proby, Bryan	DT	67	Arizona State	3/0	1995		
Prudhomme, Remi	G	65	Louisiana State	28/0	1968-69		
Pruitt, Mike	RB	43	Purdue	25/23	1985-86		1985-86
Pupunu, Alfred	TE	85	Weber State	1/0	1997		

## Q

Quinn, Brady	QB	9	Notre Dame	10/8	2012		2012
Quinn, Jonathan	QB	12	Middle Tennessee State	1/0	2002-03		

## R

Radecic, Scott	LB	97	Penn State	48/31	1984-86		1985-86
Randle, Ervin	LB	55	Baylor	20/6	1991-92		1992
Ranglin, Rich	OL	67	Central Connecticut St.	0/0	2012		
Ransom, Derrick	DT	95	Cincinnati	56/26	1998-02		2001-02
Rasley, Rocky	G	66	Oregon State	11/8	1975		1975
Rayner, Dave	K	6	Michigan State	10/0	2007		2007**
Reamon, Tommy	RB	21	Missouri	11/4	1976		1976
Reardon, Kerry	CB	15	Iowa	58/26	1971-76		1975-76
Rebstock, Pete	WR	6	Colorado State	0/0	2002		
Reed, James	DT	92	Iowa State	19/15	2006-07		2006
Reed, Tony	RB	32	Colorado	56/42	1977-80		1977-80
Reese, Allen	DT	97	Kansas State	2/0	2003		
Reese, Jerry	S	31	Oklahoma	21/7	1979-80		1979
Reeves, Jacques	DB	35	Purdue	2/1	2012		
Reynolds, Al	G	60	Tarkio	98/--	1960-67		1962-64
Rice, Andrew	DT	58	Texas Southern	18/--	1966-67		1966
Richardson, Barry	T	67	Clemson	48/33	2008-11		2010-11
Richardson, Gloster	WR	30	Jackson State	51/28*	1967-70		1967-69
Richardson, Mike	CB	23, 30	Notre Dame	11/1	2009-10		
Richardson, Tony	FB	49	Auburn	163/96	1995-05		1999-05
Ricketts, Tom	G	64	Pittsburgh	3/0	1993		
Ricks, Lawrence	RB	42	Michigan	17/0	1983-84		
Ricks, Mikhael	WR/TE	85	Stephen F. Austin	17/0	2000-01		
Riley, Victor	T	66	Auburn	55/52	1998-01		1998-00
Rison, Andre	WR	89	Michigan State	45/43	1997-99		1997-99
Roaf, Willie	T	77	Louisiana Tech	58/58	2002-05		2002-05
Roberts, Alfredo	TE	87	Miami (Fla.)	48/22	1988-90		1988, 1990
Robinson, Dunta	CB	21	South Carolina	8/2	2013		
Robinson, Johnny	S/HB	42	Louisiana State	164/56*	1960-71		1960-71
Robinson, Kevin	WR	14	Utah State	8/0	2008		
Robinson, Mark	S	30	Penn State	48/7	1984-87		
Roche, Brian	TE	85	San Jose State	4/1	1998		
Rochester, Paul	DT	72	Michigan State	48/--	1960-63		1961-63
Rogers, Justin	LB	55	SMU	1/0	2009		
Rogers, Steve	T	77	Brigham Young	3/0	1987		
Rogers, Tracy	LB	52	Fresno State	75/19	1990-96		1993
Rome, Stan	WR	87	Clemson	42/4	1979-82		
Romeo, Tony	E	80	Florida State	14/--	1961		
Roquemore, Durwood	CB	38	Texas A&I	24/3	1982-83		
Rosdahl, Hatch	DE	76	Penn State	28/--	1964-66		
Rose, Donovan	CB	27	Hampton Institute	7/0	1980		
Ross, Derrick	RB	39	Tarleton State	7/0	2006		
Ross, Kevin	CB	31	Temple	156/144	1984-93, 1997		1984-93
Ross, Louis	DE	75	South Carolina State	1/0	1975		
Rourke, Jim	G	70	Boston College	64/20	1980-84, 1986		1980, 1984
Routt, Stanford	CB	26	Houston	7/7	2012		
Rozumek, Dave	LB	55	New Hampshire	45/16	1976-79		1978
Rucker, Keith	DT	96	Ohio Wesleyan	0/0	1997		
Rucker, Martin	TE	83	Missouri	0/0	2012		
Rudnay, Jack	C	58	Northwestern	178/171	1970-82		1970-82
Rush, Bob	C	53	Memphis State	47/47	1983-85		1983-85
Ryan, Sean	TE	89	Boston College	10/8	2009		

## S

Sadowski, Troy	TE	87	Georgia	14/1	1991		
Saleaumua, Dan	DT	97	Arizona State	125/117	1989-96		1989-96
Sally, Jerome	NT	70	Missouri	3/2	1988		

Player	Pos.	Jersey(s)		College	GP/GS	Year(s) Played	Year(s) Started
		Worn					
Sampson, Kevin	T	79		Syracuse	16/7	2004-06	
Samuels, Tony	TE	86		Bethune-Cookman	50/19	1977-80	1979
Sams, B.J.	KR	30		McNeese State	3/0	2008	
Sanders, Clarence	LB	50		Cincinnati	16/1	1978	
Sands, Terrell	DE	91		UT - Chattanooga	0/0	2001	
Sapp, Benny	CB	20		Northern Iowa	56/6	2004-07	
Savage, Dantrell	RB	29		Oklahoma State	13/0	2008-09	
Saxon, James	RB	21, 45		San Jose State	54/6	1988-91	
Sauerbrun, Todd	P	5		West Virginia	16/0	2000	2000**
Saxton, James	HB	10		Texas	13/--	1962	
Scanlon, Rich	LB	91		Syracuse	31/0	2004-06	
Schwartz, Geoff	G/T	74		Oregon	16/7	2013	2013
Scott, Todd	S	47		Southwestern Louisiana	10/0	1997	
Scott, Willie	TE	81		South Carolina	72/36	1981-85	1983-84
Seals, George	DT	67		Missouri	24/2	1972-73	
Sellers, Goldie	DB	20		Grambling	28/6	1968-69	
Sensibaugh, Mike	S	20		Ohio State	63/55	1971-75	1972-75
Seurer, Frank	QB	10		Kansas	9/2	1986-87	
Sharpe, Montique	DT	61		Wake Forest	5/0	2003	
Shaw, Dennis	QB	12		San Diego State	1/0	1978	
Sheffield, Cameron	LB	55		Troy	18/1	2010-12	
Shehee, Rashaan	RB	22		Washington	25/5	1998-99	
Sherman, Anthony	FB	42		Connecticut	16/7	2013	
Shields, Billy	T	70		Georgia Tech	2/0	1985	
Shields, Will	G	68		Nebraska	224/223	1993-06	1993-06
Shorthose, George	WR	80		Missouri	3/0	1985	
Siavii, Junior	DT	94		Oregon	26/0	2004-05	
Siglar, Ricky	T	66, 72		San Jose State	68/50	1993-96, 1998	1993-96
Siler, Brandon	LB	52		Florida	16/4	2011-12	
Simien, Tracy	LB	54		TCU	99/84	1991-97	1991-96
Simmons, Bob	G	73		Texas	88/70	1977-83	1977-80, 1983
Simmons, Wayne	LB	56		Clemson	20/18	1997-98	1997-98
Simoneau, Mark	LB	99		Kansas State	1/0	2010	
Simons, Keith	DT	72		Minnesota	20/12	1976-77	1976-77
Sims, Ryan	DT	90		North Carolina	59/36	2002-06	2003-04
Sims, Tom	NT	95		Pittsburgh	26/0	1991-92, 1996	
Sippio, Bobby	WR	83		Western Kentucky	9/0	2007	
Slaughter, Webster	WR	85, 88		San Diego State	16/7	1995	1995
Smith, Alex	QB	11		Utah	15/15	2013	2013
Smith, Blane	S	27		SMU	3/1	1987	
Smith, Chris	RB	47		Notre Dame	4/3	1986-87	
Smith, Dave	WR	70		Indiana (Pa.)	2/1	1973	
Smith, Fletcher	DB	17		Tennessee A&I	24/--	1966-67	
Smith, Franky	T	72		Alabama A&M	4/2	1980	
Smith, Jeff	RB	42		Nebraska	28/1	1985-86	
Smith, Jeff	C/G	65		Tennessee	30/5	1996-99	
Smith, J.J.	RB	22		Kansas State	0/0	1995-96	
Smith, J.T.	WR	86		North Texas State	83/48	1978-84	1979-81
Smith, Kenny	DT	90		Alabama	6/0	2009	
Smith, Khreem	DE	72		Oklahoma State	2/0	2007	
Smith, Kolby	RB	21		Louisville	27/9	2007-09	2007
Smith, Lucious	CB	23		Cal State - Fullerton	16/13	1983	1983
Smith, Michael	WR	83		Kansas State	2/0	1992	
Smith, Neil	DE	90		Nebraska	138/127	1988-96	1988-96
Smith, Noland	WR	1, 46		Tennessee State	32/0*	1967-69	
Smith, Richard	WR	17		Arkansas	4/0	2004	
Smith, Sean	CB	27		Utah	16/15	2013	2013
Smith, Shaun	DT	90		South Carolina	16/10	2010	2010
Smith, Sid	T	70		Southern California	42/1	1970-72	
Smith, Wade	G/T	74		Memphis	31/16	2008-09	2009
Snipes, Angelo	LB	52		West Georgia	17/8	1987-89	
Snow, Percy	LB	59		Michigan State	30/16	1990-92	1990
Spani, Gary	LB	59		Kansas State	124/89	1978-86	1978-85
Spann, Gary	LB	94		TCU	2/1	1987	
Spears, Marcus	T	70		Northwestern (La.) State	79/18	1997-03	2001
Spikes, Jack	FB/K	30		TCU	51/--	1960-64	1960-61, 1964
Stallings, Tre	G	61		Mississippi	1/0	2006-07	
Stams, Frank	LB	55		Notre Dame	1/0	1995	
Stanzi, Ricky	QB	13		Iowa	0/0	2011	
Stargell, Tony	CB	45		Tennessee State	8/4	1996	
Staysniak, Joe	G	72		Ohio State	6/0	1992	
Stedman, Troy	LB	94		Washburn	5/0	1988	
Stein, Bob	LB	66		Minnesota	50/2	1969-72	
Steinfeld, Al	C	69		C.W. Post	7/0	1982	
Stenerud, Jan	K	3		Montana State	186/0	1967-79	1967-79**
Stensrud, Mike	NT/DE	67		Iowa State	13/5	1988	
Stephens, Hal	DE	92		Eastern Carolina	1/0	1985	
Stephens, John	RB	21		Northwestern (La.) State	7/0	1993	
Stephens, Santo	LB	53		Temple	16/0	1993	
Stephenson, Donald	T	79		Oklahoma	32/14	2012-13	

Player	Pos.	Jersey(s)		College	GP/GS	Year(s) Played	Year(s) Started
		Worn					
Stevens, Matt	QB	1		UCLA	3/2	1987	
Still, Art	DE	67		Kentucky	136/133	1978-87	1978-87
Stills, Gary	LB/DE	55, 56		West Virginia	87/1	1999-05	
Stockemer, Ralph	RB	21		Baylor	2/0	1987	
Stone, Jack	T	70		Oregon	14/--	1960	
Story, Bill	G	62		Southern Illinois	14/2	1975	
Stover, Smokey	LB	35		Northeast Louisiana	98/--	1960-66	1960-61
Stowers, Tommie	RB	48		Missouri	1/0	1994	
Stoyanovich, Pete	K	10		Indiana	69/0	1996-00	1996-99**
Strada, John	TE	87		William Jewell	11/0	1974	
Stradford, Troy	RB	25		Boston College	10/0	1991	
Stroud, Morris	TE	88		Clark	69/49	1969-74	1970-74
Stryzinski, Dan	P	4		Indiana	32/0	2001-02	2001-02**
Studebaker, Andy	DE/LB	96		Wheaton	70/8	2008-12	
Studdard, Les	C	64		Texas	9/2	1982	
Succop, Ryan	K	6		South Carolina	80/0	2009-13	2009-13**
Sullivan, Kent	P	10		California Lutheran	1/0	1992	
Surtain, Patrick	CB	23		Southern Mississippi	55/49	2005-08	2005-07
Svitek, Will	T	71		Stanford	16/4	2005-07	
Swanson, Pete	G/T	73		Stanford	0/0	1998	
Swink, Jim	HB	23		TCU	5/--	1960	
Swoopes, Patrick	NT	67		Mississippi State	4/0	1991	
Szott, Dave	G	79		Penn State	143/135	1990-00	1990-97, 1999

## T

Tait, John	T	76		Brigham Young	75/66	1999-03	2000-03
Talton, Ken	RB	45		Cornell	2/0	1980	
Tamm, Ralph	G	64		West Chester	48/0	1997-99	
Tanney, Alex	QB	4		Monmouth (Ill.)	0/0	2012	
Tate, Willy	TE	80		Oregon	1/0	1998	
Taylor, Herb	T	65		TCU	18/1	2007-08	
Taylor, Jay	CB	27		San Jose State	31/5	1993-95	
Taylor, Kitrick	WR	82		Washington State	16/0	1988	
Taylor, Otis	WR	89		Prairie View	130/69*	1965-75	1966-74
Taylor, Roger	T	76		Oklahoma State	13/0	1981	
Taylor, Steve	S	48		Kansas	14/13	1976	
Terrell, Marvin	G	63		Mississippi	38/--	1960-63	1962-63
Terry, Chris	T	60		Georgia	18/8	2006-07	2007
Terry, Doug	S 24, 25, 32			Kansas	57/10	1992-95	1993
Thigpen, Tyler	QB	4		Coastal Carolina	16/11	2007-09	2008
Thomas, Bill	RB	43		Boston College	14/0	1974	
Thomas, Carlton	CB	38		Elizabeth City State	4/2	1987	
Thomas, Charlie	RB	49		Tennessee State	7/0	1975	
Thomas, Chris	WR	87		Cal Poly - San Luis Obispo	10/5	2001	
Thomas, Derrick	LB	58		Alabama	169/158	1989-99	1989-99
Thomas, Emmitt	CB	18		Bishop College	181/148*	1966-78	1967-78
Thomas, Gene	FB	45		Florida A&M	28/--	1966-67	
Thomas, Jewerl	RB	31		San Jose State	10/1	1983	
Thomas, Ken	RB	35		San Jose State	14/0	1983	
Thomas, Pat	LB	55		North Carolina State	16/9	2007-08	2008
Thomas, Robb	WR	81		Oregon State	39/25	1989-91	1990-91
Thomas, Todd	C	62		North Dakota	15/0	1981	
Thompson, Arland	G	58		Baylor	3/3	1987	
Thompson, Bennie	S	46		Grambling	32/0	1992-93	
Thompson, Del	RB	39		Texas - El Paso	6/0	1982	
Thompson, Ernie	RB	45		Indiana	16/2	1993	
Thompson, Leroy	RB	44		Penn State	16/0	1995	
Thornbladh, Bob	LB	50		Michigan	14/0	1974	
Thorp, Don	DE	71		Illinois	3/0	1988	
Thorpe, Craphonso	WR	12		Florida State	0/0	2005	
Thorpe, Neiko	DB	38		Auburn	9/0	2012	
Threats, Jabbar	DE	65		Michigan State	0/0	2002	
Tolliver, Billy Joe	QB	8		Texas Tech	3/0	1997	
Tongue, Reggie	S	25, 41		Oregon State	63/47	1996-99	1997-99
Toribio, Anthony	DT	98		Carson-Newman	23/0	2010, 2012-13	
Trahan, John	WR	83		Southern California	3/3	1987	
Traylor, Keith	DT	94		Central Oklahoma	31/1	1995-96	
Trosch, Gene	DE	74		Miami (Fla.)	27/0*	1967-69	
Truluck, R-Kal	DE	91		SUNY Cortland	20/0	2002-03	
Tucker, Verran	WR	15		California	11/2	2010	
Turley, Kyle	T	74		San Diego State	14/12	2006-07	2006
Tyler, Tank	DT	93		North Carolina State	37/19	2007-09	2008
Tynes, Lawrence	K	1		Troy State	48/0	2004-06	2004-06**
Tyrer, Jim	T	77		Ohio State	180/82*	1961-73	1962-73

## U

Player	Pos.	Jersey(s)		College	GP/GS	Year(s) Played	Year(s) Started
		Worn					
Upshaw, Marvin	DE	81		Trinity	67/60	1970-75	1971-75
Urban, Jerheme	WR	83		Trinity	6/1	2010-11	

## V

Valerio, Joe	T	73		Pennsylvania	61/4	1991-95	
Vanover, Tamarick	WR	87		Florida State	70/6	1995-99	1996
Van Pelt, Alex	QB	10		Pittsburgh	0/0	1993	
Vaughn, Jon	RB	21		Michigan	3/0	1994	
Villa, Danny	G	72		Arizona State	59/3	1993-96	
Vitali, Mark	QB	6		Purdue	0/0	1977	
Vlasic, Mark	QB	13		Iowa	6/1	1991-92	
Vrabel, Mike	LB	50		Ohio State	30/30	2009-10	2009-10

## W

Wade, Bobby	WR	80		Arizona	12/6	2009	
Wade, Charlie	WR	84		Tennessee State	5/0	1977	
Waldron, Dustin	T	68		Portland State	0/0	2013	
Waldrop, Rob	DT	98		Arizona	3/0	1994	
Walden, Erik	LB	52		Middle Tennessee State	9/0	2008	
Walker, Bracy	S	40, 27		North Carolina	56/1	1994, 1998-01	
Walker, Derrick	TE	82		Michigan	58/28	1994-97	1994, 1996
Walker, James	LB	54		Kansas State	4/2	1983	
Walker, John	DT	98		Nebraska - Omaha	3/2	1987	
Walker, Wayne	K	68		Northwestern Louisiana	4/0	1967	1967**
Wallace, Steve	T	70, 74		Auburn	10/0	1997	
Walls, Lenny	CB	35		Boston College	16/2	2006	
Walters, Pierre	LB	97		Eastern Illinois	3/0	2009	
Walters, Rod	G	76		Iowa	52/7	1976, 1978-80	
Walton, Riley	TE	88		Tennessee State	2/0	1987	
Walton, Wayne	G/T	72		Abilene Christian	23/1	1973-74	
Ward, LaShaun	WR	84		California	1/0	2003	
Warfield, Eric	CB	44		Nebraska	115/77	1998-05	2001-05
Warner, Charley	DB	25		Prairie View	19/--	1963-64	
Washington, Brian	S	29, 48		Nebraska	31/31	1995-96	1995-96
Washington, Charles	DB	46		Cameron	22/1	1990-91	
Washington, Dewayne	CB	30		North Carolina State	16/1	2005	
Washington, Donald	S/CB	20, 27		Ohio State	32/5	2009-11	
Washington, Thomas	DT	64		Winston-Salem St.	0/0	2000	
Washington, Tim	CB	42		Fresno State	1/0	1982	
Washington, Tavares	G	65		Florida	2/0	2008	
Waters, Brian	G	54		North Texas	163/149	2000-10	2001-10
Watkins, Rokevious	DT	69		South Carolina	4/1	2013	
Watson, Tim	S	26		Howard	9/0	1993-95	
Weatherford, Steve	P	6		Illinois	2/0	2008	
Weathers, Clarence	WR	80		Delaware State	11/0	1989	
Webb, Jeff	WR	80		San Diego State	31/3	2006-08	
Webster, David	DB	21		Prairie View	28/--	1960-61	1960-61
Webster, Mike	C	53		Wisconsin	25/23	1989-90	1989-90
Welbourn, John	T	76		California	47/39	2004-07	2004-05, 2007
Werner, Clyde	LB	54		Washington	63/4	1970-74, 1976	
Wesley, Greg	S	25		Arkansas - Pine Bluff	118/103	2000-07	2000-06
Wesson, Ricky	CB	25		SMU	14/0	1977	
West, Lyle	S	30		San Jose State	29/2	2002-03	
West, Robert	WR	26		San Diego State	19/5	1972-73	1972
Wetzel, Ron	TE	87		Arizona State	16/0	1983	
Whitaker, Danta	TE	82		Mississippi Valley State	16/3	1990	
White, Ted	QB	7		Howard	0/0	1999	
White, Walter	TE	81, 88		Maryland	63/37	1975-79	1977-78
White, William	S	35		Ohio State	43/21	1994-96	1994
Whitehurst, David	QB	15		Furman	0/0	1984	
Whitmore, David	S	41		Stephen F. Austin	18/16	1993-94	1993-94
Wickert, Tom	G	66		Washington State	5/0	1977	
Wiegmann, Casey	C	62		Iowa	143/143	2001-07, 2010-11	2001-07, 2010-11
Wilkerson, Jimmy	DE	66, 96		Oklahoma	72/5	2003-07	
Willard, Jerrott	LB	57		California	1/0	1998	
Williams, Brett	T	74		Florida State	5/0	2003-04	
Williams, Chandler	WR	8		Florida International	0/0	2010	
Williams, Dan	DE	92		Toledo	42/25	1997, 1999-01	1999-00
Williams, Demorrio	LB	53		Nebraska	60/22	2008-11	2009
Williams, Harvey	RB	22, 44		Louisiana State	35/7	1991-93	
Williams, Jerrol	LB	44		Purdue	6/0	1994	
Williams, Javaris	RB	40		Tennessee State	4/0	2009	
Williams, Jermaine	FB	43		Houston	11/2	2001	
Williams, Kyle	WR	19		Arizona State	1/0	2013	
Williams, Lawrence	WR	40		Texas Tech	18/5	1976-77	1977
Williams, Leon	LB	57		Miami (Fla.)	4/0	2012	



Player	Pos.	Jersey(s)		College	GP/GS	Year(s) Played	Year(s) Started
		Worn					
Williams, Mike	RB/TE	80		New Mexico	33/14	1979-81	1980
Williams, Robert	CB	40		Baylor	0/0	1993	
Williams, Robert	CB	46, 29		North Carolina	17/1	1998-99	
Williams, Sammy	T	72		Oklahoma	1/0	1999	
Williams, Stephen	DT	70		NW Missouri State	11/0	2006	
Williams, Tyrone	DE/DT	90, 96		Wyoming	17/0	2000-01	
Williamson, Fred	DB	24		Northwestern	37/--	1965-67	1965-66
Willis, Donald	G	60		North Carolina A&T	59/6	2000-04	
Wilson, Eddie	QB/P	12		Arizona	42/1	1962-64	1962**
Wilson, Jerrel	P	44		Southern Mississippi	203/0	1963-77	1963-77**
Wilson, Kris	TE/FB	84		Pittsburgh	49/23	2004-07	2006-07
Wilson, Mike	G	67		Dayton	4/0	1975	
Winston, Eric	T	74		Miami (Fla.)	16/16	2012	2012
Winters, Frank	G/C	65		Western Illinois	32/6	1990-91	1990
Wolf, James	DT	73		Prairie View	14/7	1976	1976
Wood, Duane	DB	48		Oklahoma State	65/--	1960-64	1960-64
Woodard, Ray	DE	70		Texas	6/0	1987	
Wooden, Terry	LB	90		Syracuse	15/8	1997	1997
Woods, Jerome	S	21, 31		Memphis	128/105	1996-05	1997-01, 2003-04
Word, Barry	RB	23		Virginia	44/17	1990-92	1992
Word, Mark	DE	67		Jacksonville State	6/0	1999	
Worthen, Naz	WR	84		North Carolina State	19/1	1989-90	
Wright, Elmo	WR	17		Houston	45/38	1971-74	1971, 1973-74
Wright, Felix	S	24		Drake	0/0	1993	
Wyatt, Kevin	CB	23		Arkansas	3/0	1987	
Wylie, Devon	WR	19		Fresno State	6/1	2012	

## Y

Yakavonis, Ray	NT	92	East Stroudsburg State	2/0	1983	
Young, Michael	WR	85	UCLA	2/0	1994	
Young, Wilbur	DE	99	William Penn	94/70	1971-77	1972-77

## Z

Zamberlin, John	LB	61	Pacific Lutheran	22/10	1983-84	1984
Zaruba, Carroll	DB	46	Nebraska	7/--	1960	
Zombo, Frank	LB	51	Central Michigan	16/5	2013	

\*Only includes starts dating back to '68.

\*\*Regular kicker or punter during that period.

**Notes:** The Chiefs All-Time Roster includes all players who were on the active roster for at least one regular season game or playoff contest. Games Played/Games Started reflects regular season games only. It also includes players who accrued at least one season as a member of a reserve or injury list. The one exception to this criteria is RB Stone Johnson, who had his number 33 retired after suffering a fatal injury in a '63 preseason contest. Jersey numbers refer to those numbers worn only in regular season or postseason play.

## COLLEGE/UNIVERSITIES PRODUCING MOST CHIEFS PLAYERS

22	Notre Dame	10	Colorado, Georgia, Oregon State, Stanford, Washington
21	Louisiana State	9	Arizona, Florida, TCU, Tennessee, Texas Tech, Utah State, Virginia, Texas A&M
20	Texas		
19	Miami (Fla.)	8	Boston College, Brigham Young, Clemson, Maryland, Mississippi, Oklahoma State, Prairie View
18	UCLA		
17	Kansas State	7	Cincinnati, Illinois, Memphis, Minnesota, San Diego State, South Carolina, Southern Mississippi, Syracuse, Washington State
17	Missouri, Nebraska, Penn State		
16	Alabama, Arizona State, Kansas, Oklahoma		
15	Iowa, Michigan	6	Georgia Tech, Indiana, Mississippi State, NC State, Northwestern, Temple, Texas Southern, Wake Forest
14	Auburn, Baylor, San Jose State, Tennessee State	5	Iowa State, Jackson State, Utah, North Texas, Southern (La.), West Virginia
13	California, Florida State, Grambling, Michigan State, Oregon, Pittsburgh, Southern California, SMU	4	9 schools
		3	22 schools
12	North Carolina, Ohio State	2	46 schools
11	Arkansas, Houston, Purdue	1	129 schools

## ALL-TIME ROSTER BY COLLEGES

*Players listed on the Chiefs all-time roster have been produced by 284 different colleges and universities.*

Abilene Christian . . . . .2	Florida State . . . . .13	Morris Brown . . . . .2	Southern California . .13
Air Force . . . . .1	Fresno State . . . . .5	Mt. San Antonio JC . .1	Southern Colorado . . .1
Akron . . . . .1	Frostburg State . . . . .1	Murray State . . . . .1	Southern Illinois . . . .2
Alabama . . . . .16	Furman . . . . .2	NE Missouri State . . .1	SMU . . . . .13
Alabama A&M . . . . .2	Gardner-Webb . . . . .1	NE Louisiana . . . . .1	Southern Mississippi . .7
Alabama - Birmingham 1	Georgia . . . . .10	Nebraska . . . . .17	Southwest Louisiana . .2
Albany (NY) . . . . .1	Georgia Tech . . . . .6	Nebraska - Omaha . . .2	Southwest Texas State 1
Alcorn State . . . . .3	Graceland (Iowa) . . .1	Nevada - Reno . . . . .2	Stanford . . . . .10
Appalachian State . . .2	Grambling . . . . .13	New Hampshire . . . . .1	Stephen F. Austin . . . .3
Arizona . . . . .9	Grand Valley State . . .1	New Mexico . . . . .3	SUNY - Cortland . . . .1
Arizona State . . . . .16	Hampton Institute . . .2	New Mexico State . . .3	Syracuse . . . . .7
Arkansas . . . . .11	Hastings . . . . .1	Newberry . . . . .1	Tampa . . . . .3
Arkansas - Pine Bluff . .4	Hawaii . . . . .3	Nicholls State . . . . .3	Tarkio . . . . .1
Auburn . . . . .14	Heidelberg . . . . .1	North Alabama . . . . .1	Tarleton State . . . . .1
Azusa Pacific . . . . .1	Henderson State . . . .1	North Carolina . . . . .12	Temple . . . . .6
Ball State . . . . .1	Holy Cross . . . . .3	North Carolina A&T . . .1	Tennessee . . . . .9
Baylor . . . . .14	Houston . . . . .11	North Carolina Central 1	Tennessee - Chattanooga .1
Bethune-Cookman . . . .2	Howard . . . . .3	North Carolina College 1	Tennessee State . . . .14
Bishop College . . . . .1	Howard Payne . . . . .1	North Carolina State . .6	Texas . . . . .20
Boise State . . . . .1	Humboldt State . . . . .2	North Dakota . . . . .1	Texas A&M . . . . .9
Boston College . . . . .8	Idaho . . . . .3	North Dakota State . . .1	Texas A&M - Kingsville 4
Boston University . . . .2	Idaho State . . . . .3	North Texas . . . . .5	TCU . . . . .9
Bowling Green . . . . .2	Illinois . . . . .7	Northeast Louisiana . . .2	Texas Southern . . . . .6
Brigham Young . . . . .8	Illinois State . . . . .1	Northern Arizona . . . .3	Texas Tech . . . . .9
C.W. Post . . . . .1	Indiana . . . . .6	Northern Colorado . . .2	Texas - Arlington . . . .1
Cal Poly - San Luis . . .1	Indiana (Pa.) . . . . .2	Northern Illinois . . . .2	Texas - El Paso . . . . .5
Call State - Fullerton . .4	Iowa . . . . .15	Northern Iowa . . . . .1	Thiel College . . . . .1
Cal State Long Beach . .1	Iowa State . . . . .5	Northern Michigan . . . .1	Toledo . . . . .2
California . . . . .13	Itawamba J.C. . . . .1	Northern State . . . . .1	Trinity . . . . .2
California (Pa.) . . . . .2	Jackson State . . . . .5	Northwestern . . . . .6	Troy State . . . . .3
California Lutheran . . .1	Jacksonville State . . .1	Northwestern (La.) State 2	Tulane . . . . .3
Cameron . . . . .1	Jacksonville State (Ala.) .1	Northwestern Louisiana . .2	Tulsa . . . . .4
Carson Newman . . . . .2	James Madison . . . . .2	Notre Dame . . . . .22	Tusculum . . . . .1
Central Arkansas . . . . .1	Kansas . . . . .16	NW Missouri St. . . . .1	Tuskegee . . . . .1
Central Florida . . . . .2	Kansas State . . . . .17	Ohio State . . . . .12	U.S. International . . . .1
Central Michigan . . . . .3	Kent State . . . . .2	Ohio Wesleyan . . . . .1	UCLA . . . . .18
Central Oklahoma . . . .1	Kentucky . . . . .4	Oklahoma . . . . .16	UNLV . . . . .3
Central State (Ohio) . . .1	Knoxville . . . . .1	Oklahoma State . . . . .8	Utah . . . . .5
Charleston Southern . . .1	Lamar . . . . .1	Oregon . . . . .13	Utah State . . . . .9
Chico State . . . . .1	Lehigh . . . . .1	Oregon State . . . . .10	Valdosta State . . . . .1
Cincinnati . . . . .7	Linfield . . . . .1	Pacific . . . . .1	Vanderbilt . . . . .3
Clark . . . . .1	Louisiana State . . . .21	Pacific Lutheran . . . . .1	Virginia Union . . . . .1
Clemson . . . . .8	Louisiana - Monroe . . .1	Paul Quinn . . . . .1	Virginia . . . . .9
Coastal Carolina . . . . .1	Louisiana Tech . . . . .1	Penn State . . . . .17	Virginia Tech . . . . .2
Colgate . . . . .3	Louisville . . . . .5	Pennsylvania . . . . .1	Wake Forest . . . . .6
Colorado . . . . .10	Maine . . . . .2	Pittsburgh . . . . .13	Washburn . . . . .1
Colorado State . . . . .2	Marshall . . . . .3	Pittsburg State . . . . .1	Washington . . . . .10
Columbia (N.Y.) . . . . .1	Maryland . . . . .8	Portland State . . . . .2	Washington State . . . .7
Concordia (Minn.) . . . .1	Massachusetts . . . . .1	Prairie View . . . . .8	Weber State . . . . .1
Concordia (Canada) . . .1	McGill . . . . .1	Princeton . . . . .1	West Chester . . . . .2
Connecticut . . . . .1	McNeese State . . . . .2	Purdue . . . . .11	West Georgia . . . . .1
Cornell . . . . .1	Memphis . . . . .7	Rhode Island . . . . .1	West Texas State . . . .2
Culver-Stockton . . . . .1	Miami (Fla.) . . . . .19	Rice . . . . .2	West Virginia . . . . .5
Dartmouth . . . . .1	Miami (Oh.) . . . . .2	Richmond . . . . .1	Western Carolina . . . . .1
Dayton . . . . .1	Michigan . . . . .15	Rocky Mountain . . . . .1	Western Illinois . . . . .1
Delaware . . . . .1	Michigan State . . . . .13	Rutgers . . . . .4	Western Kentucky . . . . .1
Delaware State . . . . .1	Mid-America Nazarene 1	SW Missouri State . . . .1	Western Michigan . . . . .1
Drake . . . . .1	Middle Tennessee . . . .3	Sam Houston . . . . .2	Western Oregon . . . . .1
Duke . . . . .2	Milton . . . . .1	San Diego State . . . . .7	Wheaton . . . . .1
East Carolina . . . . .2	Minnesota . . . . .7	San Fernando Valley . . .1	Whitworth (WA) . . . . .1
East Stroudsburg State 1	Minnesota - Duluth . . .1	San Francisco . . . . .1	William & Mary . . . . .1
East Texas State . . . . .2	Mississippi . . . . .8	San Jose State . . . . .14	William Jewell . . . . .1
Eastern Carolina . . . . .1	Mississippi Delta J.C. . .1	Santa Clara . . . . .2	William Penn . . . . .1
Eastern Illinois . . . . .2	Mississippi State . . . . .6	Shepherd . . . . .1	Winston-Salem State . . .1
Eastern Kentucky . . . . .3	Mississippi Valley State . .2	South Carolina . . . . .7	Wisconsin . . . . .4
Eastern Michigan . . . . .3	Missouri . . . . .17	South Carolina State . . .2	Wisconsin - La Crosse . .1
Elizabeth City State . . .2	Missouri Valley College . .1	South Dakota State . . .1	Wyoming . . . . .1
Emporia State . . . . .2	Monmouth (Ill.) . . . . .1	South Florida . . . . .1	Yale . . . . .2
Florida . . . . .9	Montana State . . . . .2	Southeast Louisiana . . .1	Youngstown State . . . .1
Florida A&M . . . . .4	Morehead State . . . . .1	Southeast Missouri . . . .1	
Florida International . . .1	Morgan State . . . . .2	Southern (La.) . . . . .5	

# ALL-TIME NUMERICAL ROSTER



Player	Pos.	Year(s)	Player	Pos.	Year(s)
#1					
Adamle, Mike	RB	1971-72	Bentley, Scott	K	1999
Grupp, Bob	P	1979-81	Bray, Tyler	QB	2013
Moon, Warren	QB	1999-00	Carlson, Dean	QB	1972-74
Pennington, Durwood	K	1962	Jones, Reggie	WR	1997
Smith, Noland	WR	1967-69	Kenney, Bill	QB	1979-88
Stevens, Matt	QB	1987	Novak, Nick	K	2008
Tynes, Lawrence	K	2004-06	Quinn, Brady	QB	2012
#2			#10		
Clements, Tom	QB	1980	Beathard, Pete	QB	1964-67, 1973
Colquitt, Dustin	P	2005-13	Copper, Terrance	WR	2009-12
Elliott, Lin	K	1994-95	Daniel, Chase	QB	2013
Goodbum, Kelly	P	1987-90	Elkins, Mike	QB	1989-90
Murray, Eddie	K	1992	Green, Trent	QB	2001-06
Peterson, Todd	K	2000-01	Hagans, Maurice	WR	2008
#3 - Retired			Livingston, Mike	QB	1968-79
Agajanian, Ben	K	1961	Saxton, James	HB	1962
Stenerud, Jan	K	1967-79	Seurer, Frank	QB	1986-87
#4			Stoyanovich, Pete	K	1996-00
Barker, Bryan	P	1990-93	Sullivan, Kent	P	1992
Fuller, Steve	QB	1979-82	Van Pelt, Alex	QB	1993
Hamrick, James	K	1987	#11		
Murphy, Nick	P	2004	Adams, Tony	QB	1975-78
Palko, Tyler	QB	2010-11	Bellamy, Josh	WR	2012
Stryzinski, Dan	P	2001-02	Chambers, Chris	WR	2009-10
Tanney, Alex	QB	2012	Douglas, Dameane	WR	2003
Thigpen, Tyler	QB	2007-09	Gagliano, Bob	QB	1981-83
#5			Grbac, Elvis	QB	1997-00
Aguiar, Louie	P	1994-98	Horne, Jeremy	WR	2010-11
Barth, Connor	K	2008	Huard, Damon	QB	2004-08
Carney, John	K	2007	Hudson, Doug	QB	1987
Cheek, Steve	P	2004	Jones, Reggie	WR	1997, 2001
Colbert, Lewis	P	1986-87	Osiecki, Sandy	QB	1984
deBruijn, Case	P	1982	Pelluer, Steve	QB	1989-91
McCann, Jim	P	1975	Smith, Alex	QB	2013
Sauerbrun, Todd	P	2000	#12		
#6			Baker, Jon	K	1999
Arnold, Jim	P	1983-85	Croyle, Brodie	QB	2006-10
McVea, Warren	RB	1969-73	Espinoza, Alex	QB	1987
Rayner, Dave	K	2007	Flores, Tom	QB	1969
Rebstock, Pete	WR	2002	Gannon, Rich	QB	1995-98
Succop, Ryan	K	2009-13	Hill, Jim	DB	1966
Vitali, Mark	QB	1977	Jaynes, Dave	QB	1974
Weatherford, Steve	P	2008	Perez, Joe	WR	2000
#7			Quinn, Jonathan	QB	2002-03
Andrusyshyn, Zenon	P	1978	Shaw, Dennis	QB	1978
Cassel, Matt	QB	2009-12	Stanzi, Ricky	QB	2012
Germaine, Joe	QB	2001	Thorpe, Crapphonso	WR	2005
Gossett, Jeff	P	1981-82	Wilson, Eddie	QB/P	1962-64
Husted, Michael	K	2002	#13		
Huarte, John	QB	1969-71	Bono, Steve	QB	1995-96
Jaworski, Ron	QB	1989	Clark, Wayne	QB	1975
Medlock, Justin	K	2007	Pope, Daniel	P	1999
Nott, Mike	QB	1976	Stanzi, Ricky	QB	2011
Printers, Casey	QB	2006	Vlasic, Mark	QB	1991-92
White, Ted	QB	1999	#14		
#8			Blackledge, Todd	QB	1983-87
Andersen, Morten	K	2002-03	Blundin, Matt	QB	1992-95
Gray, Quinn	QB	2008	Enis, Hunter	QB	1960
Greene, David	QB	2007	Greene, Tom	QB	1961
Lowery, Nick	K	1980-93	Hall, Chad	WR	2013
Orton, Kyle	QB	2011	Jackson, Curtis	WR	2002-03
Tolliver, Billy Joe	QB	1997	Lawrence, Quinten	WR	2009-10
Williams, Chandler	WR	2010	McManus, Danny	QB	1988
#9			Ply, Bobby	DB	1962-67
Baker, Jason	P	2003-04	Podolak, Ed	RB	1969-77
			Robinson, Kevin	WR	2008
			#15		
			Breaston, Steve	WR	2011-12
			Collins, Todd	QB	1998-05

Player	Pos.	Year(s)
Duncan, Randy	QB	1961
Gutierrez, Matt	QB	2009
Jenkins, A.J.	WR	2013
Lee, Jacky	QB	1967-69
Longmire, Sam	DB	1967-68
Martin, Ingle	QB	2008
Matthews, Steve	QB	1994-96
Mercer, Mike	K	1966
Reardon, Kerry	CB	1971-76
Tucker, Verran	WR	2010
Whitehurst, David	QB	1984

### #16 - Retired

<b>Dawson, Len</b>	<b>QB</b>	<b>1962-75</b>
--------------------	-----------	----------------

### #17

Avery, Donnie	WR	2013
Barnes, Pat	QB	1997
Curtis, Kevin	WR	2010
DeBerg, Steve	QB	1988-91
Gehrke, Jack	WR	1968
Krieg, Dave	QB	1992-93
Long, Lance	WR	2009
Murphy, Yo	WR	2002
Price, Maurice	WR	2007-08
Smith, Fletcher	DB	1966-67
Smith, Richard	WR	2004
Wright, Elmo	WR	1971-74

### #18 - Retired

Flynn, Don	DB	1960-61
Grbac, Elvis	QB	1997-00
LaChapelle, Sean	WR	1996
Parker, Samie	WR	2004-07
<b>Thomas, Emmitt</b>	<b>CB</b>	<b>1966-78</b>

### #19

Davidson, Cotton	QB/P	1960-61
Montana, Joe	QB	1993-94
Williams, Kyle	WR	2013
Wylie, Devon	WR	2012

### #20

Cherry, Deron	S	1981-91
Draughn, Shaun	RB	2012
Hall, Dante	RB/WR	2000-06
Hunt, Bobby	DB	1962-67
Jones, Thomas	RB	2010-11
Perkins, Horace	CB	1979
Sapp, Benny	CB	2004-07
Sellers, Goldie	DB	1968-69
Sensibaugh, Mike	S	1971-75
Washington, Donald	S/CB	2009-10

### #21

Arenas, Javier	CB	2010-12
Austin, Hise	CB	1975
Bartee, William	S	2000-06
Bayless, Martin	S	1992-93, '95-96
Gaines, Clark	RB	1981-82
Garrett, Mike	RB	1966-70
Homan, Dennis	WR	1971-72
Lewis, Garry	CB	1993
Lewis, Tahuan	CB	1992
McKinney, Odis	S	1985
Morgado, Arnold	RB	1977-80
Reamon, Tommy	RB	1976
Robinson, Dunta	CB	2013
Saxon, James	RB	1988-91
Smith, Kolby	RB	2007-09
Stephens, John	RB	1993
Stockemer, Ralph	RB	1987
Vaughn, Jon	RB	1994
Webster, David	DB	1960-61
Woods, Jerome	S	1996-05

### #22

Bookman, John	DB	1960
---------------	----	------

Player	Pos.	Year(s)
Brown, Dee	RB	2005-06
Carter, Perry	CB	1995
Cocroft, Sherman	S	1985-87
Grow, Monty	S	1994
Hagy, John	S	1991
Harrison, Glynn	RB	1976
Jakes, Van	DB	1983-84
Marshall, Larry	DB	1972-73, '78
McClellion, Central	CB	2002
McCleon, Dexter	CB	2003-05
McCluster, Dexter	WR	2010-13
McKnight, Ted	RB	1977-81
Mitchell, Willie	DB	1964-71
Morris, Donnie Joe	RB	1974
Patterson, Dimitri	CB	2007-08
Shehee, Rashaan	RB	1998-99
Smith, J.J.	RB	1995-96
Williams, Harvey	RB	1991-93

### #23

Blaylock, Derrick	RB	2001-04
Coan, Bert	RB	1963-68
Colclough, Ricardo	CB	2008-09
Dickerson, Ron	WR	1993-94
Gant, Earl	RB	1979-80
Gray, Carlton	CB	1999-00
Hadley, David	CB	1970-72
Hill, Greg	CB	1984-88
Johnson, Clyde	CB	1997
Keyes, Leroy	RB	1973
Lewis, Kendrick	S	2010-13
Richardson, Mike	CB	2009-10
Smith, Lucious	CB	1983
Surtain, Patrick	CB	2005-08
Swink, Jim	HB	1960
Word, Barry	RB	1990-92
Wyatt, Kevin	CB	1987

### #24

Bartee, William	CB	2000-06
Belser, Ceaser	DB	1968-71
Ellison, Willie	RB	1973-74
Flowers, Brandon	CB	2008-13
Green, Gary	CB	1977-83
Kaiser, Jason	CB	1998
Law, Ty	CB	2006-07
McMillan, Erik	S	1993
Pearson, Jayice	CB	1986-92
Terry, Doug	S	1992-95
Williamson, Fred	DB	1965-67
Wright, Felix	S	1993

### #25

Charles, Jamaal	RB	2008-13
Collins, Mark	CB/S	1994-96
Copeland, Danny	S	1989-90
Epps, Jack	S	1987
Hollis, David	DB	1988
Nix, Doyle	DB	1961
Pitts, Frank	WR	1965-71
Stradford, Troy	RB	1991
Terry, Doug	S	1992-95
Tongue, Reggie	S	1996-99
Warner, Charley	DB	1963-64
Wesley, Greg	S	2000-07
Wesson, Ricky	CB	1977

### #26

Adams, Vashone	S	1998
Allen, Taje	CB	2001-02
Barbaro, Gary	S	1976-82
Battle, Jackie	RB	2007-11
Battle, Julian	CB	2003-05
Bennett, Michael	RB	2006-07
Comings, Sanders	S	2013
Dishman, Cris	CB	1999
Dozier, Cornelius	S	1987
Jackson, Frank	WR	1961-65

Player	Pos.	Year(s)
Lane, Skip	CB/S	1984
Lowe, Paul	RB	1968-69
Oliver, Muhammed	CB	1993
Palmer, Paul	RB	1987-88
Porter, Lewis	E	1970
Routt, Stanford	CB	2012
Watson, Tim	S	1993-95
West, Robert	WR	1972-73

### #27

Brown, Theotis	RB	1983-84
Elam, Abram	S	2012
Green, Woody	RB	1974-76
Hill, Greg	RB	1994-97
Johnson, Larry	RB	2003-09
Julien, Jarmar	RB	2002
Kratzer, Dan	WR	1973
Milo, Ray	S	1978
Porter, Kevin	S	1988-92
Rose, Donovan	CB	1980
Smith, Blane	S	1987
Smith, Sean	CB	2013
Taylor, Jay	CB	1993-95
Walker, Bracy	S	1994, 1998-01
Washington, Donald	DB	2009-11

### #28 - Retired

<b>Haynes, Abner</b>	<b>RB</b>	<b>1960-65</b>
----------------------	-----------	----------------

### #29

Belser, Jason	S	2001-02
Berry, Eric	S	2010-13
Hill, Greg	RB	1993-97
Knight, Sammy	S	2005-06
Lewis, Albert	CB	1983-93
McMillian, Mark	CB	1997-98
Powers, Clyde	S	1978
Savage, Dantrell	RB	2008-09
Washington, Brian	S	1995-96
Williams, Robert	CB	1998-99

### #30

Bayless, Martin	S	1992-93, 1995-96
Bennett, Donnell	RB	1994-00
Bledsoe, Curtis	RB	1981-82
Brown, Jalil	DB	2011-12
Brown, Mike	S	2009
Carruth, Paul Ott	RB	1989
Colclough, Ricardo	CB	2008-09
Harris, Gilbert	RB	2007
Miller, Cleophus	RB	1974-75
Richardson, Gloster	WR	1967-70
Richardson, Mike	CB	2009-10
Robinson, Mark	S	1984-87
Sams, B.J.	KR	2008
Spikes, Jack	RB/K	1960-64
Washington, Dewayne	CB	2005
West, Lyle	S	2002-03

### #31

Cooper, Marcus	CB	2013
Hartman, Tysyn	DB	2012
Holmes, Priest	RB	2001-07
Kinney, Jeff	RB	1972-76
Leggett, Maurice	CB/S	2008-10
Reese, Jerry	S	1979-80
Ross, Kevin	CB	1984-93, '97
Thomas, Jewerl	RB	1983
Woods, Jerome	CB	1996-05

### #32

Agee, Tommie	RB	1989
Allen, Marcus	RB	1993-97
Dickinson, Bo	RB	1960-61
Draughn, Shaun	RB	2011
Gray, Cyrus	RB	2012-13
Horton, Ethan	RB	1985
Johnson, Jack	DB	1961

Player	Pos.	Year(s)
Jones, Doug	DB	1973-74
McClinton, Curtis	RB	1962-69
Moriarty, Larry	RB	1986-88
Reed, Tony	RB	1977-80
Terry, Doug	S	1992-95

### #33 - Retired

Johnson, Curley	HB	1960
<b>Johnson, Stone</b>	<b>RB</b>	<b>1963</b>
Pricer, Bill	RB	1961

### #34

Brackenridge, Tyron	CB	2007-08
Burruss, Lloyd	S	1981-91
Carter, Dale	CB	1992-98
Cloud, Michael	RB	1999-02
Daniels, Travis	CB	2009-12
Davis, Knile	RB	2013
Haslip, Wilbert	RB	1979
Johnson, Larry	RB	2003-09
Macklin, David	CB	2008
Payton, Eddie	KR	1978

### #35

Atkins, Larry	S/LB	1999-02
Barksdale, Rashad	CB	2007
Belton, Horace	RB	1978-81
Celestin, Oliver	S	2008
Demps, Quintin	S	2013
Johnson, Melvin	S	1998
Okoye, Christian	RB	1987-92
Otis, Jim	RB	1971-72
Pile, Willie	S	2004
Price, Ricky	S	2009-10
Reeves, Jacques	CB	2012
Stover, Smokey	LB	1960-66
Thomas, Ken	RB	1983
Walls, Lenny	CB	2006
White, William	S	1994-96

### #36 - Retired

Daniels, Clemon	DB	1960
<b>Hill, Mack Lee</b>	<b>RB</b>	<b>1964-65</b>

### #37

Collier, Tim	CB	1976-79
Delaney, Joe	RB	1981-82

### #38

Anders, Kimble	FB	1991-00
Bragg, Michael	CB	2006
Brannon, Solomon	DB	1965-66
Brown, Dee	RB	2005-06
Finley, Clint	S	2002-03
Gunter, Michael	RB	1984
Hayes, Wendell	RB	1968-74
Johnson, Tervaris	RB	2010
Loveall, Calvin	CB	1988
Morgan, DaJuan	S	2008-09
Odom, Ricky	S	1978
Parker, Ron	CB	2013
Roquemore, Durwood	CB	1982-83
Thomas, Carlton	CB	1987
Thorpe, Neiko	DB	2012

### #39

Abdullah, Husain	S	2013
Bailey, Mark	RB	1977-78
Carr, Brandon	CB	2008-11
Crockett, Ray	CB	2001-02
Everett, Eric	CB	1991
Griffin, Stephen	RB	1987
Morris, Bam	RB	1999
Moser, Rick	RB	1981
Pickens, Bruce	CB	1993
Ross, Derrick	RB	2006
Thompson, Del	RB	1982



Player	Pos.	Year(s)
<b>#40</b>		
Bell, Billy	CB	1991
Davis, Ricky	S	1977
Green, Boyce	RB	1986
Harris, Corey	CB	2001-03
Hasty, James	CB	1995-00
Hillis, Peyton	RB	2012
Jackson, Charlie	DT	1960
Lacy, Ken	RB	1984-85, '87
Mack, Cedric	CB	1992
Marsalis, Jim	CB	1969-75
Walker, Bracy	S	1994, 1998-00
Williams, Javaris	RB	2009
Williams, Lawrence	WR	1976-77
Williams, Robert	CB	1993
<b>#41</b>		
Bates, Jackie	CB	2010
Christopher, Herb	S	1979-82
Connot, Scott	S	2004
Crawford, Keith	S	1998
Dennis, Pat	CB	2000-01
Dressler, Doug	RB	1975
Evans, James	RB	1987
Hill, Kenny	S	1989
Jankowski, Bruce	WR	1971-72
Jenkins, Keyvan	RB	1988
Johnson, Darrius	CB	2003
McCarthy, Kyle	DB	2012
Parker, Anthony	CB	1991
Pippens, Woodie	RB	1987
Tongue, Reggie	S	1996-99
Whitmore, David	S	1993-94
<b>#42</b>		
Carter, M.L.	CB	1979-81
Cox, Mike	FB	2008-10
Cruz, Ronnie	RB	2005-06
Donaldson, Jeff	S	1990
Harts, Shaunard	S	2001-04
Lane, MacArthur	RB	1975-78
Malone, Darrell	CB	1992
Mincy, Charles	S	1991-94
Piscitelli, Sabby	S	2011
Ricks, Lawrence	RB	1983-84
Robinson, Johnny	S/HB	1960-71
Sherman, Anthony	FB	2013
Smith, Jeff	RB	1985-86
Washington, Tim	CB	1982
<b>#43</b>		
Bolden, Juran	CB	1999
Brockington, John	RB	1977
Easy, Omar	FB	2002-04
Gafford, Thomas	LS	2008-13
Hanoian, Greg	FB	2006
Jackson, Billy	RB	1981-84
Jones, Bill	RB	1990-92
Parker, Robert	RB	1987
Pruitt, Mike	RB	1985-86
Thomas, Bill	RB	1974
Williams, Jermaine	FB	2001
<b>#44</b>		
Anderson, Darren	CB	1994-97
Harris, Eric	CB	1980-82
Harris, Jimmy	DB	1960-61
Heard, Herman	RB	1984-89
Kelley, Ed	DB	1961
McClain, Le'Ron	FB	2011
Page, Jarrad	S	2006-09
Parker, Kerry	CB	1984
Thompson, Leroy	RB	1995
Warfield, Eric	CB	1998-05
Williams, Harvey	RB	1991-93
Williams, Jerrol	LB	1994

Player	Pos.	Year(s)
Wilson, Jerrel	P	1963-77
<b>#45</b>		
Baber, Billy	TE	2001-03
Brooks, Bucky	CB	1997-98
Bryant, Trent	CB	1982-83, '87
Eachus, Nate	RB	2012
Grayson, Dave	DB	1961-64
Holmes, Robert	RB	1968-71
Johnson, Jimmie	TE	1994
Johnson, Sidney	CB	1988
LaGrand, Morris	RB	1975
Maxey, Marcus	CB	2006
McNeil, Pat	RB	1976-77
Merritt, Michael	TE	2008
Petry, Stan	CB	1989-91
Pope, Leonard	TE	2009-11
Saxon, James	RB	1988-91
Stargell, Tony	CB	1996
Talton, Ken	RB	1980
Thomas, Gene	FB	1966-67
Thompson, Ernie	RB	1993
<b>#46</b>		
Brock, Kevin	TE	2013
Castille, Tim	RB	2009-10
Clemons, Michael	RB	1987
Dombroski, Paul	S	1980-81
Fields, Jitter	RB	1987
Gray, Tim	S	1976-78
Grigsby, Boomer	FB/LB	2005-07
Jones, Dominique	TE	2013
Jones, Victor	RB	1994
Kearney, Jim	DB	1967-75
King, Bruce	RB	1985-86
Moreau, Frank	RB	2000
Smith, Noland	WR	1967-69
Thompson, Bennie	S	1992-93
Washington, Charles	DB	1990-91
Williams, Robert	CB	1998-99
Zaruba, Carroll	DB	1960
<b>#47</b>		
Golub, Chris	S	1977
Hodge, Alphonso	CB	2005-06
Martin, Don	CB	1975
McGraw, Jon	S	2007-11
Osley, Willie	DB	1974
Scott, Todd	S	1997
Smith, Chris	WR	1973
<b>#48</b>		
Allen, Nate	CB	1971-74
Burgmeier, Ted	S	1978
Colter, Jeff	DB	1987
Gafford, Thomas	LS	2008-09
Gamble, Kenny	RB	1988-90
Hadnot, James	RB	1980-83
Jones, E.J.	RB	1985
Lane, Garcia	CB	1985, 1987
Langford, Reshard	S	2009-11
McDougald, Bradley	S	2013
McNair, Todd	RB	1989-93, 1996
Menzie, De'Quan	DB	2012
Perry, Ed	TE	2005
Popson, Ted	TE	1997-98
Stowers, Tommie	RB	1994
Taylor, Steve	S	1976
Washington, Brian	S	1995-96
Wood, Duane	DB	1960-64
<b>#49</b>		
Bograkus, Steve	S	1976
DiMarco, Patrick	FB	2012
Gay, Matt	S	1994
Jackson, Gerald	S	1979
Nelson, Teddy	CB	1987
Pollard, Bernard	S	2006-08

Player	Pos.	Year(s)	Player	Pos.	Year(s)
Richardson, Tony	FB	1995-05	Cofield, Tim	LB	1986-88
Thomas, Charlie	RB	1975	Favors, Greg	LB	1998
#50			Greene, Ted	LB	1960-62
Anderson, Erick	LB	1992-93	Hudock, Mike	C	1967
Atkins, Larry	S/LB	1999-02	Manumaleuga, Frank	LB	1979-81
Barton, Jim	C	1960	Moses, Dezman	LB	2013
Boiman, Rocky	LB	2008	Simien, Tracy	LB	1991-97
Caveness, Ronnie	LB	1965	Walker, James	LB	1983
Daniels, Calvin	LB	1982-85	Waters, Brian	G	2000-10
Davis, Anthony	LB	1994-98	Werner, Clyde	LB	1970-74, 1976
Del Rio, Jack	LB	1987-88	#55		
Harris, Napoleon	LB	2007-08	Best, Keith	LB	1972
Houston, Justin	LB	2011-13	Cooper, Louis	LB	1985-90
Kearney, Tim	LB	1975	Dimmick, Tom	C	1960
McGovern, Rob	LB	1989-90	Dumas, Troy	LB	1995-97
Mitchell, Kawika	LB	2003-06	George, Ron	LB	1998-00
Oriad, Mike	C	1970-73	Holub, E.J.	C/LB	1961-70
Peterson, Cal	LB	1979-81	Jordan, Akeem	LB	2013
Sanders, Clarence	LB	1978	Kehl, Bryan	LB	2012
Thornbladh, Bob	LB	1974	Klug, Dave	LB	1981-83
Vrabel, Mike	LB	2009-10	Peterson, Bill	LB	1975
#51			Randle, Ervin	LB	1991-92
Bush, Lew	LB	2000-02	Rogers, Justin	LB	2009
Cadrez, Glenn	LB	2001-02	Rozumek, Dave	LB	1976-79
Darche, Jean-Philippe	LS	2007-08	Scanlon, Rich	LB	2004-06
Donnalley, Rick	C	1986-87	Sheffield, Cameron	LB	2010-12
Fraser, Jim	LB	1965	Stams, Frank	LB	1995
Fujita, Scott	LB	2002-04	Stills, Gary	LB/DE	1999-05
Grigsby, Boomer	FB/LB	2005-07	Thomas, Pat	LB	2007-08
Jackson, Charles	LB	1978-84	#56		
Lingner, Adam	C	1983-86, 1988	Ale, Arnold	LB	1994
Lynch, Jim	LB	1967-77	Ane, Charlie	C	1975-80
Manusky, Greg	LB	1994-99	Beisel, Monty	LB/DE	2001-04, 2009
Marts, Lonnie	LB	1991-93	Bush, Lew	LB	2000-02
Mays, Corey	LB	2009-10	Cancik, Phil	LB	1981
Miller, Gabe	LB	2011	Corey, Walt	LB	1960-66
Zombo, Frank	LB	2013	Dixon, Ernest	LB	1998
#52			Graham, Tom	LB	1974
Abell, Bud	LB	1966-68	Hackett, Dino	LB	1986-92
Anderson, Charlie	LB	2010	Haynes, Louis	LB	1982-83
Beisel, Monty	LB	2001-04, 2009	Johnson, Derrick	LB	2005-13
Caver, Quinton	LB	2002-04	Simmons, Wayne	LB	1997-98
Gatewood, Curtis	LB	2008	Stills, Gary	LB/DE	1999-05
Herron, David	LB	2009	#57		
Howard, Thomas	LB	1977-83	Baldwin, Johnny	LB	2007
Humphrey, Tom	C	1974	Blanton, Jerry	LB	1979-85
Hyde, Glenn	C	1987	Cole, Justin	LB	2010
Johnson, James-Michael	LB	2013	Dacus, Weston	LB	2008-09
Jolly, Ken	LB	1984-85	Elrod, Jimbo	LB	1976-78
Kershaw, William	LB	2006-07	Harrell, James	LB	1987
Olsen, Orrin	C/G	1976	Holmes, Bruce	LB	1987
O'Neal, Andre	LB	2000-01	Houston, Bobby	LB	1997
Pimentel, Mickey	LB	2007	Jamison, George	LB	1994-96
Rogers, Tracy	LB	1990-96	Johnson, Nico	LB	2013
Siler, Brandon	LB	2011-12	Martin, Chris	LB	1988-92
Snipes, Angelo	LB	1987-89	Maslowski, Mike	LB	1999-04
Walden, Erik	LB	2008	Palewicz, Al	LB	1973-75
#53			Willard, Jerrott	LB	1998
Andrews, Billy	LB	1976-77	Williams, Leon	LB	2012
Avery, Ken	LB	1975	#58 - Retired		
Griffin, Kris	LB	2005-06	Baugh, Tom	C	1986-88
Hamilton, Rick	DE	1994-95	Martin, Dave	LB	1968
Howard, Todd	LB	1987-88	Potter, Steve	LB	1983
Jones, Fred	LB	2003-04	Rice, Andrew	DT	1966-67
Moten, Gary	LB	1987	Rudnay, Jack	C	1970-82
Patton, Marvcus	LB	1999-02	Thomas, Derrick	LB	1989-99
Paul, Whitney	DE/LB	1976-81, 1986	Thompson, Arland	G	1987
Rush, Bob	C	1983-85	#59		
Stephens, Santo	LB	1993	Barber, Shawn	LB	2003-05
Webster, Mike	C	1989-90	Belcher, Jovan	LB	2009-12
Williams, Demorrio	LB	2008-11	Burks, Ray	LB	1977
#54			Cadrez, Glenn	LB	2001-02
Ashley, Walker Lee	LB	1989	Edwards, Donnie	LB	1996-01, 2007-08

Player	Pos.	Year(s)
Fields, Jaime	LB	1993-95
Harvey, Stacy	LB	1989
Hawkins, Andy	LB	1988
Kelly, Colin	OL	2013
Snow, Percy	LB	1990-92
Spani, Gary	LB	1978-86

### #60

Baab, Mike	C	1992
Daney, George	G	1968-74
De La Puente, Brian	G	2008
Herkenhoff, Matt	T	1976-85
Ingram, Byron	G	1987-88
Leffew, Travis	T	2007
Lindstrom, Chris	DE	1987
Ndukwe, Ikechuku	G/T	2009
Reynolds, Al	G	1960-67
Terry, Chris	T	2006-07
Willis, Donald	G	2000-04

### #61

Adickes, Mark	G	1986-89
Biodrowski, Dennis	G	1963-67
Brown, Colin	G	2009
Burton, Antwon	DT	2008
Cadwell, John	G	1961
Culp, Curley	DT	1968-74
Fazier, Cliff	DT	1977
Grunhard, Tim	C	1990-00
Hudson, Bob	LB	1960
Hudson, Rodney	G/C	2011-13
Parrish, Don	NT	1978-82
Sharpe, Montique	DT	2003
Stallings, Tre	G	2006-07
Zamberlin, John	LB	1983-84

### #62

Alleman, Andy	C/G	2009
Chilton, Gene	G/C	1989
Fournet, Sid	G	1960-61
Helton, Darius	G	1977
Kirchbaum, Kelly	LB	1980
Liggett, Bob	DT	1970
Lingner, Adam	C	1983-86, 1988
McLean, Ron	NT	1988
Parker, Glenn	G/T	1997-99
Pietrzak, Jim	C	1987
Story, Bill	G	1975
Thomas, Todd	C	1981
Wiegmann, Casey	C	2001-07, 2010-11

### #63 - Retired

Lanier, Willie	LB	1967-77
Maas, Bill	NT/DE	1984-92
Olenchak, John	C/LB	1981-82
Terrell, Marvin	G	1960-63

### #64

Acker, Bill	NT/DE	1982, 1987
Beisler, Randy	G	1975
Feehery, Gerry	C	1988
Harvey, James	G	1987-88
Kirchner, Mark	T/G	1983
Krisher, Bill	G	1960-61
Kush, Eric	C	2013
Mattison, Bryan	C	2012
Merz, Curt	G/DE	1962-68
Oldermann, Bob	G	1985
Niswanger, Rudy	C	2006-10
Ricketts, Tom	G	1993
Studdard, Les	C	1982
Tamm, Ralph	G	1997-99
Washington, Thomas	DT	2000

### #65

Adkins, Kevin	C	1987
Black, Jordan	G/T	2003-06

Player	Pos.	Year(s)
Condon, Tom	G	1974-84
DiGiacomo, Curt	G	1988
Fada, Rob	G	1985
Gilliam, Jon	C	1961-67
Henry, Ricky	G	2013
Kauahi, Kani	C	1992
Knapp, Lindsay	G/T	1993-94
Lilja, Ryan	G	2010-12
Prudhomme, Remi	G	1968-69
Smith, Jeff	C/G	1996-99
Taylor, Herb	T	2007-08
Threats, Jabbar	DE	2002
Washington, Tavares	G	2008
Winters, Frank	G/C	1990-91

### #66

Bishop, Sonny	G	1962
Budde, Brad	G	1980-86
Diamond, Bill	G	1963
Doubiago, Dan	WR	1978
Frazier, Wayne	C	1966-67
Frey, Dick	DE	1960
Harris, Darryl	G	2009
Hochstein, Russ	G	2012
Ingram, Johnathan	C	2004-05
Newson, Tony	LB	2002
Rasley, Rocky	G	1975
Riley, Victor	T	1998-01
Siglar, Ricky	T	1993-96, 1998
Stein, Bob	LB	1969-72
Wickert, Tom	G	1977
Wilkerson, Jimmy	DE	2003-07

### #67

Andersen, Jason	G/C	2002
Black, James	DE	1987
Bober, Chris	G/T	2004-07
Kubik, Brad	G	1998-99
Larpenter, Carl	G	1962
Proby, Bryan	DT	1995
Ranglin, Rich	OL	2012
Richardson, Barry	T	2008-11
Seals, George	DT	1972-73
Stensrud, Mike	NT/DE	1988
Still, Art	DE	1978-87
Swoops, Patrick	NT	1991
Wilson, Mike	G	1975
Word, Mark	DE	1999

### #68

Auer, Scott	G/T	1984-85
Bernhardt, Roger	G	1975
Maneri, Steve	T	2011
Morris, Michael	C	1989
Nunnery, R.B.	DT	1960
Shields, Will	G	1993-06
Waldron, Dustin	T	2013
Walker, Wayne	K	1967

### #69

Allen, Jared	DE	2004-07
Allotey, Victor	G	2001-02
Blackshear, Jeff	G	2000
Criswell, Jeff	T	1995-98
DeBernardi, Fred	DE	1974
Headrick, Sherrill	LB	1960-67
Lokey, Derek	DT	2008-09
Meisner, Greg	DE	1989-90
Steinfeld, Al	C	1982
Watkins, Rokevious	OL	2013

### #70

Boone, Alfonso	DT	2007-08
Cannon, Mark	C	1989
DeVito, Mike	DE	2013
Farrier, Curt	DT	1963-65
Gales, Dion	DE/DT	2009

Player	Pos.	Year(s)	Player	Pos.	Year(s)
Kelly, Bobby	T	1967	Jenkins, Trezelle	T	1995-97
Lathrop, Kit	DE	1986	Keating, Tom	DT	1974-75
McElroy, Reggie	T	1993	Koch, Pete	DE	1985-87
Mims, David	T	2011	Lloyd, Jeff	NT	1978
Nelson, Mark	T	1987	Mangiero, Dino	NT	1980-83
Nicholson, Jim	T	1974-79	Schwartz, Geoff	G/T	2013
Rourke, Jim	G	1980-84, 1986	Smith, Wade	G/T	2008-09
Sally, Jerome	NT	1988	Trosch, Gene	DE	1967-69
Shields, Billy	T	1985	Turley, Kyle	T	2006-07
Smith, Dave	WR	1973	Wallace, Steve	T	1997
Smith, Sid	T	1970-72	Williams, Brett	T	2003-04
Spears, Marcus	T	1997-03	Winston, Eric	T	2012
Stone, Jack	T	1960	#75		
Wallace, Steve	T	1997	Dalton, Lional	DT	2004-06
Williams, Stephen	DT	2006	Eatman, Irv	T	1986-90
Woodard, Ray	DE	1987	Gardner, Ellis	T	1983
#71			Granderson, Rufus	T	1960
Allen, Jeff	G	2012-13	Hicks, Sylvester	DE	1971-81
Barndt, Tom	DT/G	1996-99	Johnson, Rishaw	T	2013
Budde, Brad	G	1980-86	Jones, Willie	T	2000-02
Budde, Ed	G	1963-76	Maddox, Bob	DE	1975-76
Carnahan, Andrew	T	2008	Mays, Jerry	DT/DE	1961-70
Collins, Ray	DT	1960-61	McCleary, Norris	DT	2000-01
Dohring, Tom	T	1992	McGlockton, Chester	DT	1998-00
Freeman, Eddie	DE	2002-03	O'Callaghan, Ryan	T	2009-11
Gaither, Jared	T	2011	Peay, Francis	T	1973-74
Getz, Lee	G	1987	Pitoitua, Ropati	DE	2012
Kragen, Greg	DT	1994	Phillips, Joe	DT	1992-97
Lindstrom, Dave	DE	1978-85	Ross, Louis	DE	1975
Magee, Alex	DE	2009-10	Taylor, Herb	T	2007-08
McCleary, Norris	DT	2000-01	#76		
Svitek, Will	T	2005-07	Albert, Branden	T	2008-13
Thorp, Don	DE	1988	Alt, John	T	1984-96
#72			Drougas, Tom	T	1974
Alford, Darnell	T	2000-02	Moorman, Mo	G	1968-72
DiMidio, Tony	T	1966-67	Napier, Walter (Buffalo)	DT	1960-61
Dorsey, Glenn	DE/DT	2008-12	Rosdahl, Hatch	DE	1964-65
Fisher, Eric	T	2013	Tait, John	T	1999-03
Johnson, Stan	NT	1978	Taylor, Roger	T	1981
Lutz, David	G/T	1983-92	Walters, Rod	G	1976, 1978-80
Maczuzak, John	DT	1964	Welbourn, John	T	2004-07
Murphy, Montez	DE	2006	#77		
Oates, Brad	T	1980-81	Baldinger, Rich	T	1983-92
Parks, Nate	T	1997	Catapano, Mike	DE	2013
Parquet, Jeremy	T	2005	Getty, Charlie	T	1974-82
Rochester, Paul	DT	1960-63	Gregg, Kelly	DL	2011
Siglar, Ricky	T	1993-96, 1998	McDaniels, Pellom	DE	1993-98
Simons, Keith	DT	1976-77	McIntosh, Damion	T	2007-08
Smith, Franky	T	1980	Roaf, Willie	T	2002-05
Smith, Khreem	DE	2007	Rogers, Steve	T	1987
Staysniak, Joe	G	1992	Tyrer, Jim	T	1961-73
Villa, Danny	G	1993-96	#78 - Retired		
Walton, Wayne	G/T	1973-74	Bell, Bobby	LB	1963-74
Williams, Sammy	T	1999	Lee, Willie	DT	1976-77
#73			#79		
Asamoah, Jon	G	2010-13	Brown, Larry	T	1978-79
Dawson, Mike	NT	1984	Diamond, Charlie	T	1960-63
Harris, Michael	C/G	1989	Dotson, Alphonse	DT	1965
Hill, Dave	T	1963-74	Downing, Eric	DT	2001-03
Jones, Adrian	G/T	2007-08	Gagner, Larry	G	1972
Jones, Willie	T	2000-02	Goff, Mike	G	2009
Jozwiak, Brian	G	1986-88	Hoppock, Doug	T	1987
Palmer, Gery	G	1975	Matusak, John	DT	1974-75
Sandidge, Tim	DT	2006	Meyers, Jerry	DE	1980
Simmons, Bob	G	1977-83	Prater, Dean	DE	1982-83
Swanson, Pete	G/T	1998	Sampson, Kevin	T	2004-06
Valerio, Joe	T	1991-95	Stephenson, Donald	T	2012-13
Wolf, James	DT	1976	Szott, Dave	G	1990-00
#74			#80		
Acker, Bill	NT/DE	1982, 1987	Barnes, Lew	WR	1989
Cornelison, Jerry	T	1960-65	Boss, Kevin	TE	2012
Estes, Lawrence	DE	1975-76	Cannon, Billy	TE	1970
Graham, Derrick	T	1974-82			
Holmes, Pat	DE	1973			

Player	Pos.	Year(s)
Carolan, Reg	E	1964-68
Craig, Reggie	WR	1975-76
Dawson, Lake	WR	1994-97
Dirden, Johnny	WR	1979
Dorsey, Larry	WR	1978
Fasano, Anthony	TE	2013
Garcia, Bubba	WR	1980
Hamilton, Andy	WR	1973-74
Jones, Fred	WR	1990-93
Keel, Mark	TE	1987
Koss, Stein	TE	1987
Morton, Johnnie	WR	2002-04
Murphy, James	WR	1981
Parker, Larry	WR	1999-01
Romeo, Tony	E	1961
Shorthose, George	WR	1985
Tate, Willy	TE	1998
Wade, Bobby	WR	2009
Weathers, Clarence	WR	1989
Webb, Jeff	WR	2006-08
Williams, Mike	RB/TE	1979-81

### #81

Allan, Michael	TE	2007
Boydston, Max	E	1960-61
Brooker, Tommy	E/K	1962-66
Colbert, Darrell	WR	1987-88
Darling, Devard	WR	2008-09
Gordon, Richard	TE	2013
Hannon, Chris	WR	2006
Hargain, Tony	WR	1992
Hines, Jimmy	E	1970
Horn, Chris	WR	2003-05
Jackson, Curtis	WR	2002-03
Jones, Hasson	WR	1993
Jones, Rod	TE	1987-88
Lockett, Kevin	WR	1997-00
McCarty, Mickey	TE	1969
Minnis, Marvin	WR	2001-02
Moeaki, Tony	TE	2010-13
Penn, Chris	WR	1994-96
Scott, Willie	TE	1972-73
Thomas, Robb	WR	1989-91
Upshaw, Marvin	DE	1970-75
White, Walter	TE	1975-79

### #82

Alexander, Derrick	WR	1998-01
Barnes, Charley	E	1961
Barnett, Tim	WR	1991-93
Bowe, Dwayne	WR	2007-13
Butler, Gary	TE	1973
Hall, Dante	RB/WR	2000-06
Hancock, Anthony	WR	1982-86
Keelar, Bill	WR	1978
Lothamer, Ed	DT	1964-69, 1971-72
Miller, Bill	E	1962
Rucker, Martin	TE	2012
Taylor, Kitrick	WR	1988
Walker, Derrick	TE	1994-97
Whitaker, Danta	TE	1990

### #83

Blakely, Robert	WR	1982
Bradley, Mark	WR	2008-09
Brunson, Larry	WR	1974-77
Frazier, Willie	TE	1971-72
Gammon, Kendall	TE	2000-06
Gaunt, Steve	WR	1979
Harvey, Marvin	TE	1981
Hughes, Danan	WR	1993-98
Johnson, Lonnie	TE	1999
McRae, Jerrold	WR	1978
Paige, Stephone	WR	1983-91
Rucker, Martin	TE	2012
Sippio, Bobby	WR	2007
Smith, Michael	WR	1992
Trahan, John	WR	1987

Player	Pos.	Year(s)
Urban, Jerheme	WR	2010-11

### #84

Arbanas, Fred	TE	1961-70
Bergey, Bruce	TE	1971
Briggs, Bob	DE	1974
Chambers, Chris	WR	2009-10
Coffman, Paul	TE	1986-87
Colbert, Keary	WR	2011
Davis, Willie	WR	1991-95
Dixon, Al	TE	1979-82
Engram, Bobby	WR	2009
Estell, Richard	WR	1987
Foschi, John Paul	TE	2008
Holston, Mike	WR	1985
Horn, Joe	WR	1996-99
Little, Dave	TE	1984
Masters, Billy	TE	1975-76
McGrath, Sean	TE	2013
Morris, Sylvester	WR	2000-03
Newsome, Jamar	WR	2012
Wade, Charlie	WR	1977
Ward, LaShaun	WR	2003
Wilson, Kris	TE/FB	2004-07
Worthen, Naz	WR	1989-90

### #85

Bailey, Victor	WR	1995-96
Beckman, Ed	TE	1977-84
Bernet, Ed	E	1960
Boerigter, Marc	WR	2002-05
Drummond, Eddie	WR	2007
Franklin, Will	WR	2008
Gardner, Rod	WR	2006
Hayes, Jonathon	TE	1985-93
Hull, Bill	DE	1962
Hurston, Chuck	DE	1965-70
Jacoby, Mitch	TE	1999
Johnson, Dick	E	1963
Johnson, Reggie	TE	1996
Martin, Eric	WR	1994
Nash, Kenny	WR	1987
O'Connell, Jake	TE	2009-12
Pearson, Barry	WR	1974-76
Perriman, Brett	WR	1997
Pupunu, Alfred	TE	1997
Ricks, Mikhael	WR/TE	2000-01
Roche, Brian	TE	1998
Slaughter, Webster	WR	1995
Young, Michael	WR	1994

### #86 - Retired

Brown, Eric	WR	1987
<b>Buchanan, Buck</b>	<b>DT</b>	<b>1963-75</b>
Butler, Gerald	WR	1977
Davis, Dick	DE	1962
Harry, Emile	WR	1986-92
Miller, Paul	DE	1960-61
Samuels, Tony	TE	1977-80
Smith, J.T.	WR	1978-84

### #87

Arnold, Walt	TE	1984-87
Bartrum, Mike	TE	1993
Branch, Mel	E	1960-65
Brown, Aaron	DE	1966-72
Cottam, Brad	TE	2008-10
Drayton, Troy	TE	2000
Dyal, Mike	TE	1992-93
Greene, Tracy	TE	1994
Kelce, Travis	TE	2013
Kennison, Eddie	WR	2001-07
Lohmeyer, John	DE	1973, 1975-77
Maneri, Steve	TE	2012
Montagne, Dave	WR	1987
Roberts, Alfredo	TE	1988-90
Rome, Stan	WR	1979-82
Sadowski, Troy	TE	1991



Player	Pos.	Year(s)			
Strada, John	TE	1974	Tyler, Tank	DT	2007-09
Thomas, Chris	WR	2001	#94		
Vanover, Tamarick	WR	1995-99	Babin, Jason	DE	2008
Wetzel, Ron	TE	1983	Evans, Mike	DE	1992
#88			Hicks, Kerry	DE/DT	1996-97
Bailey, Victor	WR	1995-96	Hobgood-Chittick, Nate	DT	2001-02
Becht, Anthony	TE	2011	Jackson, Tyson	DE	2009-13
Birden, J.J.	WR	1990-94	McAlister, Ken	LB	1984-87
Burford, Chris	E	1960-67	Nottage, Dexter	DE	1997
Carson, Carlos	WR	1980-89	Siavii, Junior	DT	2004-05
Gonzalez, Tony	TE	1997-08	Spann, Gary	LB	1988
Hemingway, Junior	WR	2012-13	Stedman, Troy	LB	1988
Slaughter, Webster	WR	1995	Traylor, Keith	DT	1995-96
Stroud, Morris	TE	1969-74	#95		
Walton, Riley	TE	1987	Case, Frank	DE	1981
White, Walter	TE	1975-79	Clark, Bruce	DE	1989
#89			Edwards, Ron	DT	2006-10
Baldwin, Jonathan	WR	2011-12	Fazier, Randy	LB	1987
Bryant, Bob	E	1960	Long, Khari	DE	2005
Cash, Keith	TE	1992-96	Manuel, Sean	TE	1998
Dunn, Jason	TE	2000-07	Martin, Josh	LB/DE	2013
Hodges, Eric	WR	1987	Paine, Jeff	LB	1984-85
Holohan, Pete	TE	1991	Perry, Michael Dean	DT	1997
Jeralds, Luther	DE	1961	Powe, Jerrell	DL	2011-12
Mandley, Pete	WR	1989-90	Ransom, Derrick	DT	1998-02
Marshall, Henry	WR	1976-87	Sims, Tom	NT	1991-91, 1996
Rison, Andre	WR	1997-99	#96		
Ryan, Sean	TE	2009	Beisel, Monty	LB/DE	2001-04, 2009
Taylor, Otis	WR	1965-75	Howard, Jaye	DT	2013
#90			Jones, Fred	LB	1987
Anderson, Curtis	DE	1979	Newton, Tim	DT	1993-94
Bair, Brandon	DL	2011	Pearson, Aaron	LB	1986-88
Dixon, Ronnie	DT	1998	Rucker, Keith	DT	1997
Hamm, Bob	DE	1985	Studebaker, Andy	LB/DE	2008-12
Martin, Steve	DT	2000	Wilkerson, Jimmy	DE	2003-07
McBride, Turk	LB/DE	2007-09	Williams, Tyrone	DE/DT	2000
Sims, Ryan	DT	2002-06	#97		
Smith, Kenny	DT	2009	Bailey, Allen	DL	2011-13
Smith, Neil	DE	1988-96	Fox, Keyaron	LB	2004-07
Smith, Shaun	DT	2010, 2012	Holloway, Tony	LB	1987
Williams, Tyrone	DE/DT	2001	Johnson, Ken	DE	1987
Wooden, Terry	LB	1997	Johnston, Brian	DE	2008
#91			Newson, Tony	LB	2002
Baldinger, Gary	DE	1986-88	Owens, Ritchie	DE	2001-02
Clavelle, Shannon	DT	1997	Parten, Ty	DT	1997-00
Hali, Tamba	DE/LB	2006-13	Radecic, Scott	LB	1984-86
Kremer, Ken	NT	1979-84	Reese, Allen	DT	2003
Mumphrey, Lloyd	DE	1987	Saleaumua, Dan	DT	1989-96
O'Neal, Leslie	DE	1998-99	Walters, Pierre	LB	2009
Parten, Ty	DT	1997-98	#98		
Sands, Terdell	DT	2001	Griffin, Leonard	DE	1986-93
Scanlon, Rich	LB	2004-06	Harris, Nate	LB	2007
Truluck, R-Kal	DE	2002-03	Hicks, Eric	DE	1998-06
#92			Toribio, Anthony	DT	2010, 2012-13
Downing, Eric	DT	2001-03	Waldrop, Rob	DT	1994
Gilberry, Wallace	DE	2008-11	Walker, John	DT	1987
Hall, Carlos	DE	2005	#99		
Harris, Bob	LB	1987	Bell, Kendrell	LB	2005-07
McCabe, Jerry	LB	1988	Bell, Mike	DE	1979-85, 1987-91
Mickell, Darren	DE	1992-95	Booker, Vaughn	DE	1994-97
Poe, Dontari	NT	2012-13	Clemons, Duane	DE	2000-02
Reed, James	DT	2006-07	Ellison, Atiyyah	DE	2010
Stephens, Hal	DE	1985	Gordon, Amon	DL	2011
Williams, Dan	DE	1997, 1999-01	Holland, Darius	DT	1998
Yakovonis, Ray	NT	1983	Holliday, Vonnie	DE	2003-04
#93			Jackson, T.J.	DT	2008
Browning, John	DE/DT	1996-06	Jones, Edgar	LB	2012
Dressel, Chris	TE	1989	Ladd, Ernie	DT	1967-68
Greenwood, Cory	LB	2010-12	Love, Kyle	DT	2013
Hardison, Dee	NT	1988	Powe, Jerrell	DT	2013
Holle, Eric	DE	1984-87	Simoneau, Mark	LB	2010
Junkin, Mike	LB	1989	Young, Wilbur	DE	1971-77

### PLAYERS WHO WORE MORE THAN ONE JERSEY

64, 74	Acker, Bill	NT/DE	1982, 1987
35, 50	Atkins, Larry	LB/S	1999-01
85, 88	Bailey, Victor	WR	1995-96
24, 21	Bartee, William	S	2000-06
21, 30	Bayless, Martin	S	1992-93, 1995-96
52, 56, 96	Beisel, Monty	DE/LB	2001-04, 2009
38, 22	Brown, Dee	RB	2005-06
66, 71	Budde, Brad	G	1980-86
51, 56	Bush, Lew	LB	2000-01
51, 59	Cadrez, Glenn	LB	2001-02
11, 84	Chambers, Chris	WR	2009-10
23, 30	Colclough, Ricardo	CB	2008-09
79, 92	Downing, Eric	DT	2001-03
20, 32	Draughn, Shaun	RB	2011-12
43, 48	Gafford, Thomas	LS	2008-13
11, 18	Grbac, Elvis	QB	1997-00
46, 51	Grigsby, Boomer	FB/LB	2005-07
20, 82	Hall, Dante	RB/WR	2000-06
27, 29	Hill, Greg	RB	1994-97
14, 81	Jackson, Curtis	WR	2002-03
27, 34	Johnson, Larry	RB	2003-09
9, 11	Jones, Reggie	WR	1997, 2001
73, 75	Jones, Willie	T	2000-02
51, 62	Linger, Adam	C	1983-86, 1988
71, 75	McCleary, Norris	DT	2000-01
66, 97	Newson, Tony	LB	2002
91, 97	Parten, Ty	DT	1997-00
95, 99	Powe, Jerrell	DT	2011-13
23, 30	Richardson, Mike	CB	2009-10

21, 45	Saxon, James	RB	1988-91
91, 55	Scanlon, Rich	LB	2004-06
66, 72	Siglar, Ricky	T	1993-96, 1998
85, 88	Slaughter, Webster	WR	1995
1, 46	Smith, Noland	WR	1967-69
12, 13	Stanzi, Ricky	QB	2011-12
55, 56	Stills, Gary	LB/DE	2000-05
65, 75	Taylor, Herb	T	2007-08
24, 25, 32	Terry, Doug	S	1992-95
25, 41	Tongue, Reggie	S	1996-99
40, 27	Walker, Bracy	S	1994, 1998-00
70, 74	Wallace, Steve	T	1997
29, 48	Washington, Brian	S	1995-96
20, 27	Washington, Donald	S/CB	2009-11
81, 88	White, Walter	TE	1975-79
66, 96	Wilkerson, Jimmy	DE	2003-07
22, 44	Williams, Harvey	RB	1991-93
46, 29	Williams, Robert	CB	1998-99
90, 96	Williams, Tyrone	DE/DT	2000-01
21, 31	Woods, Jerome	S	1996-05

### JERSEYS WORN BY JUST ONE PLAYER

16	Len Dawson	QB	1962-75
28	Abner Haynes	RB	1960-64

### MOST FREQUENTLY ISSUED JERSEY

85	Worn by 23 different players	1960-13
----	------------------------------	---------

## ALL-TIME ASSISTANT COACHES



<i>Coach</i>	<i>Position</i>	<i>Years</i>	<i>Coach</i>	<i>Position</i>	<i>Years</i>
Abernethy, Rick	Strength and Conditioning	1979-82	Costello, Vince	Def. Coordinator	1975-76
Adolph, Dave	Def. Coordinator/LBs	1992-94	Cottrell, Ted	Linebackers	1981-82
	Asst. Head Coach/LBs	1999	Cowher, Bill	Def. Coordinator/LBs	1989-91
Anderson, Richie	Wide Receivers	2010-11	Crennel, Romeo	Defensive Coordinator	2010-11
Arians, Bruce	Running Backs	1989-92	<b>Crittenden, Travis</b>	<b>Asst. Strength &amp; Cond.</b>	<b>2013-14</b>
Ball, Russ	Asst. Strength and Cond.	1989-96	<b>Culley, David</b>	<b>Asst. H.C./Wide Receivers</b>	<b>2013-14</b>
	Adm. Asst. to the H.C.	1997-98	Cunningham, Gunther	Def. Coordinator	1995-96, '98
Beake, John	Offensive Backfield	1968-74		Def. Coordinator/LBs	1997, '08
Beckman, Ed	Special Teams	1987-88		Def. Coordinator	2004-07
Bettis, Tom	Defensive Backs	1966-76, '88	Curl, Dick	Asst. to the H.C./Offense	2006
	Def. Coordinator/DBs	1977		Asst. to the H.C./QBs	2007-08
Bicknell, Bob	Asst. Offensive Line	2007	Daboll, Brian	Offensive Coordinator	2012
	Offensive Line	2008	D'Alessandris, Joe	Asst. Offensive Line	2008-09
	Tight Ends	2009	Dalton, Kay	Receivers	1978-79
Bicknell, Jack	Offensive Line	2012		Quarterbacks/Receivers	1980-82
<b>Bieniemy, Eric</b>	<b>Running Backs</b>	<b>2013-14</b>	Daniel, Dan	Inside Linebackers	1983
Blackmon, Don	Linebackers	2006-07		Def. Coord./Inside LBs	1984-85
Bradford, Ronnie	Defensive Assistant	2009	Dean, Vernon	Assistant Defensive Backs	2003-05
<b>Brasher, Tommy</b>	<b>Defensive Line</b>	<b>2013-14</b>	<b>DeLeone, Mark</b>	<b>Quality Control</b>	<b>2013-14</b>
Brazil, Dave	Defensive Assistant	1984-86	Dungy, Tony	Defensive Backs	1989-91
	Defensive Backs	1987	Eatman, Irv	Asst. Offensive Line	2001-05
	Linebackers	1988	Edwards, Herm	Defensive Backs	1993-94
Bresnahan, Tom	Offensive Line	1981-82	Embree, Jon	Tight Ends	2006-08
Brewster, Darrel "Pete"	Offensive Ends	1964-73	Erkenbeck, Jim	Offense/Tight Ends	1989-91
Bunting, John	Defensive Assistant	1993-94		Tight Ends/Offensive Asst.	1995-98
	Linebackers	1995-96	Fish, Jeff	Asst. Strength and Cond.	1999-00
Carson, Bud	Def. Coordinator/DBs	1983	Franklin, Chet	Offensive Coordinator	1975-76
Carthon, Maurice	Asst. Head Coach	2009-12	<b>Frazier, Mike</b>	<b>Statistical Analysis Coord.</b>	<b>2013-14</b>
Catlin, Tom	Defensive Backs	1960-65	Gailey, Chan	Offensive Coordinator	2008
<b>Childress, Brad</b>	<b>Spread Game/Special Projects</b>	<b>2013-14</b>	Galbraith, Marty	Offensive Line	1985
<b>Chung, Eugene</b>	<b>Assistant Offensive Line</b>	<b>2013-14</b>	Gansz, Frank	Special Teams and TEs	1981-82
Christiansen, Jack	Offensive Asst.	1977		Asst. Head Coach/Spec. Teams	1986
Cignetti, Jr., Frank	Off. Asst./Quality Control	1999	Gansz Jr., Frank	Special Teams	2001-05
Clark, Mike	Strength and Cond.	2010-12	Ghilotti, Bob	Offensive Ends	1962-63
Clements, Tom	Quarterbacks	2000	Gibbs, Alex	Offensive Line	1993-94
Cooter, Jim Bob	Offensive Quality Control	2012	Gibbs, David	Defensive Backs	2006-08
Corey, Walt	Linebackers	1971-74	<b>Gibbs, Gary</b>	<b>Linebackers</b>	<b>2009-14</b>
	Defensive Line	1978-80, 83-85	Giunta, Peter	Defensive Backs	2001-05
	Defensive Backs	1981-82	Graber, Doug	DBs/Def. Quality Control	1983-84
	Def. Coordinator/LBs	1986		Defensive Backs	1985-86

# ALL-TIME ASSISTANT COACHES



<i>Coach</i>	<i>Position</i>	<i>Years</i>	<i>Coach</i>	<i>Position</i>	<i>Years</i>
Hackett, Paul	Off. Coordinator/QBs . . . . .	1993-94	Priefer, Mike	Special Teams . . . . .	2006-08
Hairston, Carl	Off. Coordinator . . . . .	1995-97	Raye, Jimmy	Offense/Tight Ends . . . . .	1992
<b>Harris, Al</b>	Defensive Line . . . . .	1995-96, 2001-05		Running Backs . . . . .	1993-97
Hatley, Mark	<b>Defensive Asst./Secondary . . . . .</b>	<b>2013-14</b>		Off. Coordinator . . . . .	1998-00
<b>Heck, Andy</b>	Def. Quality Control/LBs . . . . .	1987	Redding, Dave	Strength and Conditioning . . . . .	1989-97
Helm, J. D.	<b>Offensive Line . . . . .</b>	<b>2013-14</b>	<b>Reid, Andy</b>	<b>Head Coach . . . . .</b>	<b>2013-14</b>
	Offensive Backs . . . . .	1982	<b>Reid, Britt</b>	<b>Quality Control . . . . .</b>	<b>2013-14</b>
	Off. Asst./Quality Control . . . . .	1983-84	Roach, Dick	Defensive Backs . . . . .	1978-80
	Offensive Asst. . . . .	1985-86	Robinson, Greg	Def. Coordinator . . . . .	2001-03
	Off. Quality Control/TEs . . . . .	1987	Ross, Bobby	Special Teams . . . . .	1978-79
	Tight Ends . . . . .	1988		Offensive Backs . . . . .	1980-81
Hewgley, C.T.	Linemen/Strength and Cond. . . . .	1983-88	Rossley, Tom	Quarterbacks . . . . .	1999
Hoffman, Steve	Special Teams . . . . .	2009-11	Rowen, Keith	Tight Ends . . . . .	1999-04
Hostler, Jim	Off. Asst./Quality Control . . . . .	2000	Roy, Alvin	Strength and Conditioning . . . . .	1968-72
Hughes, Ed	Defensive Backs . . . . .	1960-62	<b>Rubin, Barry</b>	<b>Strength and Conditioning . . . . .</b>	<b>2013-14</b>
Humenuik, Rod	OL/Running Game . . . . .	1983-84	Rust, Rod	Def. Coordinator/LBs . . . . .	1978-81
Hurd, Jeff	Strength and Conditioning . . . . .	1998-06		Def. Coordinator . . . . .	1982, '88
James, Lionel	Running Backs . . . . .	1998	<b>Salazar, Brent</b>	<b>Asst. Strength &amp; Cond. . . . .</b>	<b>2007-14</b>
Joiner, Charlie	Wide Receivers . . . . .	2001-07	Saunders, Al	Wide Receivers . . . . .	1989-91
Karmelowicz, Bob	Defensive Line . . . . .	1997-05		Asst. H.C./Receivers . . . . .	1992-98
Kazadi, Kaz	Strength and Cond. Asst. . . . .	2006		Asst. H.C./Off. Coordinator . . . . .	2001-05
Ketchum, Mike	Off. Asst./Quality Control . . . . .	2006	Saunders, Bob	Offensive Assistant . . . . .	2004-05
	Defensive Asst. . . . .	2007	Saxon, James	Running Backs . . . . .	2001-07
	Defensive Asst./Asst. LBs . . . . .	2008	Schnelker, Bob	Offensive Asst./Receivers . . . . .	1975
Krumrie, Tim	Defensive Line . . . . .	2006-09		Receivers . . . . .	1976
Lavan, Al	Running Backs . . . . .	1999-00		Off. Coordinator . . . . .	1977
Lawrence, Don	Special Teams . . . . .	1980	Schottenheimer, Brian	Off. Asst./Quality Control . . . . .	1998
	Running Backs . . . . .	1981-82	Schottenheimer, Kurt	Special Teams . . . . .	1989-92
	Defensive Line . . . . .	1987-88		Special Teams/Tight Ends . . . . .	1993-94
Long, Billy	Asst. Strength and Cond. . . . .	2001-06		Defensive Backs . . . . .	1995-98
Lowe, Woodrow	Def. Asst./			Def. Coordinator . . . . .	1999-00
	Asst. Special Teams . . . . .	1995-97	Sefcik, George	Off. Coordinator . . . . .	1988
	Linebackers . . . . .	1998	Shaw, Willie	Asst. Head Coach/DBs . . . . .	2000
Mann, Richard	Wide Receivers . . . . .	1999-00	Shea, Terry	Quarterbacks . . . . .	2001-03, 2005-06
Matsko, John	Offensive Line . . . . .	2006-07	Shell, Art	Offensive Line . . . . .	1995-96
<b>Matthaei, Corey</b>	<b>Quality Control . . . . .</b>	<b>2013-14</b>	Sirianni, Nick	Offensive Quality Control . . . . .	2009-11
Matthews, Billie	Running Backs . . . . .	1987-88		Wide Receivers . . . . .	2012
Mauck, Carl	Offensive Line . . . . .	1986-88	Smith, Cedric	Strength and Conditioning . . . . .	2007-09
McCarthy, Mike	Off. Asst./Quality Control . . . . .	1993-94	Smith, Otis	Def. Quality Control . . . . .	2010-12
	Quarterbacks . . . . .	1995-98	Smith, Homer	Off. Coordinator/QBs . . . . .	1987
	Quarterbacks . . . . .	1983-86	Solari, Mike	Offensive Line . . . . .	1997-05
McCulley, Pete	Special Teams . . . . .	2012		Offensive Coordinator . . . . .	2006-07
McMahon, Tom	<b>Tight Ends . . . . .</b>	<b>2013-14</b>	Spencer, Joe	Offensive Line . . . . .	1975-80
Mills, Chuck	Assistant Coach . . . . .	1966	Stock, Mike	Special Teams . . . . .	1995-00
Modkins, Curtis	Running Backs . . . . .	2008	<b>Sutton, Bob</b>	<b>Defensive Coordinator . . . . .</b>	<b>2013-14</b>
Mudd, Howard	Offensive Line . . . . .	1989-92	Swinton, Derius	Special Teams QC . . . . .	2012
Muir, Bill	Offensive Line . . . . .	2009-10	<b>Thomas, Emmitt</b>	<b>Defensive Backs . . . . .</b>	<b>2010-14</b>
	Offensive Coordinator/OL . . . . .	2011	<b>Toub, Dave</b>	<b>Special Teams Coordinator . . . . .</b>	<b>2013-14</b>
<b>Nagy, Matt</b>	<b>Quarterbacks . . . . .</b>	<b>2013-14</b>	Vechiarella, Jim	Outside LBs/Sp. Teams . . . . .	1983-85
O'Boyle, Tommy	Assistant Coach . . . . .	1966-74	Verduzco, Jason	Off. Asst./Quality Control . . . . .	2001-03
O'Dea, Kevin	Asst. Special Teams . . . . .	2013		Quarterbacks . . . . .	2004
O'Shea, Chad	Asst. Special Teams . . . . .	2004-05		Tight Ends . . . . .	2005
<b>Olivo, Brock</b>	<b>Asst. Special Teams . . . . .</b>	<b>2014</b>	Vitt, Joe	Linebackers . . . . .	2000-03
Ortmayer, Steve	Special Teams . . . . .	1975-77	Wainwright, Nate	Mgr. of Football Admin. . . . .	2006-07
Pagac, Fred	Linebackers . . . . .	2004-05		Mgr. of FB Admin/Player Dev. . . . .	2008
Pagna, Tom	Offensive Backfield . . . . .	1978-79	Waller, Ron	Research and Development . . . . .	1982
Parker, Roberto	Asst. Strength and Cond. . . . .	1997-98	Wallis, Darvin	Def. Asst./Quality Control . . . . .	1989-07
Parmalee, Bernie	Tight Ends . . . . .	2010-12	Walsh, Bill	Offensive Line . . . . .	1960-74
Patullo, Kevin	Offensive Quality Control . . . . .	2007-08	Ward, Dedric	Wide Receivers . . . . .	2009
<b>Pederson, Doug</b>	<b>Offensive Coordinator . . . . .</b>	<b>2013-14</b>	Weis, Charlie	Offensive Coordinator . . . . .	2010
Peete, Willie	Offensive Backs . . . . .	1983-86	White, Mike	Director of Football Adm. . . . .	2001-05
Pendergast, Clancy	Defensive Coordinator . . . . .	2009	Williamson, Richard	Receivers . . . . .	1983-86
Pendry, Joe	Off. Coordinator . . . . .	1989-92	Wilson, Eddie	Receivers . . . . .	1974
Perles, Pat	Defensive Quality Control . . . . .	2009	Wood, Richard	Receivers . . . . .	1987-88
	Assistant Offensive Line . . . . .	2010-11	Young, John Paul	Defensive Line . . . . .	1986
Pleasant, Anthony	Defensive Line . . . . .	2010-12		Def. Coordinator/LBs . . . . .	1987
Pratt, Tom	Defensive Line . . . . .	1963-77, '89-94	Zimmer, Adam	Def. Assistant/Asst. LBs . . . . .	2010-12
	Asst. Defensive Line . . . . .	2000	Zook, Ron	Defensive Backs . . . . .	1999
Price, Eric	Wide Receivers . . . . .	2008	Zorn, Jim	Quarterbacks . . . . .	2011-12

## ALL-TIME COORDINATORS

### OFFENSIVE COORDINATORS

Chet Franklin	1975-76
Bob Schnelker	1977
Homer Smith	1987
George Sefcik	1988
Joe Pendry	1989-92
Paul Hackett	1993-97
Jimmy Raye	1998-00
Al Saunders	2001-05
Mike Solari	2006-07
Chan Gailey	2008
Charlie Weis	2010
Bill Muir	2011
Brian Daboll	2012
Doug Pederson	2013-14

### DEFENSIVE COORDINATORS

Vince Costello	1975-76
Tom Bettis	1977
Rod Rust	1978-82
Bud Carson	1983
Dan Daniel	1984-85
Walt Corey	1986
John Paul Young	1987
Rod Rust	1988

Bill Cowher	1989-91
Dave Adolph	1992-94
Gunther Cunningham	1995-98, 2004-08
Kurt Schottenheimer	1999-00
Greg Robinson	2001-03
Clancy Pendergast	2009
Romeo Crennel	2010-11
Bob Sutton	2013-14

### SPECIAL TEAMS

Steve Ortmyer	1975-77
Bobby Ross	1978-79
Don Lawrence	1980
Frank Gansz	1981-82
Jim Vechiarella	1983-85
Frank Gansz	1986
Ed Beckman	1987
George Sefick	1988
Kurt Schottenheimer	1989-94
Mike Stock	1995-00
Frank Gansz, Jr.	2001-05
Mike Priefer	2006-08
Steve Hoffman	2009-11
Tom McMahon	2012
Dave Toub	2013-14

**Notes:** No assistant coaches were designated as coordinators during Hank Stram's tenure as head coach from 1960-74. The first assistants in Chiefs history to hold the title of coordinator or special teams coach came under head coach Paul Wiggins in 1975. Although subsequent staffs did not always specifically denote coordinators, every attempt has been made to indicate the offensive and defensive play-callers if it was an individual other than the head coach. Beginning with Frank Gansz's staff in 1987, three separate individuals have carried the titles of offensive and defensive coordinator, as well as special teams coach each subsequent season except for 2009 under Todd Haley.

# ALL-TIME PRACTICE SQUAD



## 1989

Avery, Steve	RB	Northern Michigan
Chandler, Darren	WR	Georgia Southern
Chapman, Ted	DT	Maryland
Harris, Michael	C/G	Grambling
<b>Harvey, Stacy</b>	<b>LB</b>	<b>Arizona State</b>
Knapton, Jeff	DE	Wyoming
<b>Jones, Bill</b>	<b>RB</b>	<b>S.W. Texas State</b>
Mayes, Michael	CB	Louisiana State
<b>McNair, Todd</b>	<b>RB</b>	<b>Temple</b>
Molander, Scooter	QB	Colorado State
Oliver, Robert	WR	Western Michigan
Samuel, Peda	CB	Kansas
VanDruten, Richard	T	Abilene Christian
Ware, Reggie	RB	Auburn
<b>Whitaker, Danta</b>	<b>TE</b>	<b>Mississippi Valley St.</b>

## 1990

<b>Birden, J.J.</b>	<b>WR</b>	<b>Oregon</b>
<b>Davis, Willie</b>	<b>WR</b>	<b>Central Arkansas</b>
<b>Sims, Tom</b>	<b>DT</b>	<b>Pittsburgh</b>
<b>Simien, Tracy</b>	<b>LB</b>	<b>TCU</b>

## 1991

<b>Davis, Willie</b>	<b>WR</b>	<b>Central Arkansas</b>
Hudson, Craig	TE	Wisconsin
<b>Malone, Darrell</b>	<b>CB</b>	<b>Jacksonville State</b>
Miller, Scott	DE	Rutgers
Morris, Robert	DE	Valdosta State
Olive, Bobby	WR	Ohio State
<b>Parker, Anthony</b>	<b>CB</b>	<b>Arizona State</b>
Perez, Mike	QB	San Jose State
Snyder, Brent	QB	Utah State
Weatherspoon, Stephon	LB	Texas Tech

## 1992

<b>Dohring, Tom</b>	<b>T</b>	<b>Michigan</b>
Earle, John	C/G	Western Illinois
Goetz, Ron	LB	Minnesota
Jackson, Byron	WR	San Jose State
<b>Lewis, Tahaun</b>	<b>CB</b>	<b>Nebraska</b>
Malone, Darrell	CB	Jacksonville State
Marrow, Vince	TE	Toledo
<b>McDaniels, Pellom</b>	<b>DE</b>	<b>Oregon State</b>
<b>Smith, Michael</b>	<b>WR</b>	<b>Kansas State</b>
<b>Stephens, Santo</b>	<b>LB</b>	<b>Temple</b>

## 1993

<b>Bartrum, Mike</b>	<b>TE</b>	<b>Marshall</b>
DeGraffenreid, Allen	WR	Ohio State
Gay, Matt	WR/S	Kansas
<b>Hughes, Danan</b>	<b>WR</b>	<b>Iowa</b>
Jones, Jeff	WR	California
<b>Knapp, Lindsay</b>	<b>T</b>	<b>Notre Dame</b>
Lewis, Lance	RB	Nebraska
McWright, Robert	CB	Texas Christian
Montgomery, Fred	WR	New Mexico State
Ridgley, Troy	DT	Notre Dame
Shufelt, Pete	LB	Texas-El Paso
Turner, Darius	RB	Washington
Watson, Tim	S	Howard

## 1994

Anderson, Dunstan	DE	Tulsa
<b>Carter, Perry</b>	<b>CB</b>	<b>Southern Mississippi</b>
Daigle, Anthony	RB	Fresno State
DeGraffenreid, Allen	WR	Ohio State
Gay, Matt	WR/S	Kansas
Martin, Emerson	G	Hampton
Reece, John	CB	Nebraska
Woolfork, Ronnie	LB	Colorado
Wright-Fair, Shaumbe'	RB	Washington State

## 1995

Abrams, Anthony	DT	Clark (Ga.)
<b>Barndt, Tom</b>	<b>C/G</b>	<b>Pittsburgh</b>
<b>Carter, Perry</b>	<b>CB</b>	<b>Southern Mississippi</b>
Davis, Don	LB	Kansas
Florine, Ron	T	Central Missouri State
Lewis, Scotty	DE	Baylor
Parks, Odell	LB	Navarro J.C.
Tagoai, Mu	G	Arizona
<b>Tate, Willy</b>	<b>TE</b>	<b>Oregon</b>
Williams, Robert	TE	Valdosta State

## 1996

Barnard, David	DT	Florida
Brew, Dorian	CB	Kansas
Coleman, Herb	DE/DT	Trinity International
Davis, Terence	WR	McNeese State
Dritlein, Michael	WR	Washburn
<b>Hicks, Kerry</b>	<b>DE/DT</b>	<b>Colorado</b>
Khayat, Bill	TE	Duke
Morris, Luther	TE	Northwestern
Robinson, Adrian	CB	Baylor
Senters, Michael	CB/WR	Northwestern
Smith, Eric	WR	LSU
Stamps, Harry	T/G	Oklahoma
Watkins, Michael	WR	N.E. Louisiana

## 1997

Byrd, Isaac	WR	Kansas
Capers, Byron	CB	Florida State
Cotton, Kotto	WR	Arkansas
Haynes, Jesse	RB	N.W. Missouri State
Rodgers, Anthony	WR	Cal-State Northridge
Smith, Mark	LB	Arkansas
<b>Swanson, Pete</b>	<b>T</b>	<b>Stanford</b>
Washington, Vann	S	West Virginia

## 1998

Ashman, Duane	DE	Virginia
Fontenot, Chris	TE	McNeese State
Haynes, Jesse	RB	N.W. Missouri State
<b>Jones, Reggie</b>	<b>WR</b>	<b>LSU</b>
<b>Kaiser, Jason</b>	<b>CB</b>	<b>Culver-Stockton</b>
<b>Kubik, Brad</b>	<b>G</b>	<b>S.W. Missouri State</b>
Pollack, Fred	G	Nebraska
Rosenstiel, Bob	TE	Eastern Illinois
<b>Willard, Jerrott</b>	<b>LB</b>	<b>California</b>
Williams, K.D.	LB	Henderson State



1999		
Bailey, Troy	DE	Oregon
Garrett, Grant	C	Arkansas
Jackson, Ray	CB	Washington State
<b>Kaiser, Jason</b>	<b>S</b>	<b>Culver-Stockton</b>
King, Eric	G	Richmond
Kirby, Charles	FB	Virginia
McWashington, Shawn	WR	Washington State
Shay, Brian	RB	Emporia State
<b>White, Ted</b>	<b>QB</b>	<b>Howard</b>
Williams, Lemanzer	DE	Minnesota

2000		
Blick, John	T	Penn State
Bruce, Arland	WR	Minnesota
Gall, Chris	FB	Indiana
Gholston, Kendrick	DE	Louisville
Hall, Ricky	WR	Virginia Tech
<b>Jones, Willie</b>	<b>T</b>	<b>Grambling</b>
Kitchings, Desmond	WR	Furman
<b>McCleary, Norris</b>	<b>DT</b>	<b>East Carolina</b>
McCullough, Andy	WR	Tennessee
McMullen, Kirk	TE	Pittsburgh
Rawlings, Josh	T	Minnesota
Scarlett, Noel	DT	Langston
Tisdale, Casey	LB	New Mexico

2001		
<b>Allotey, Victor</b>	<b>G</b>	<b>Indiana</b>
<b>Baber, Billy</b>	<b>TE</b>	<b>Virginia</b>
Cason, Aveion	RB	Illinois State
<b>Harts, Shaunard</b>	<b>S</b>	<b>Boise State</b>
Hawkins, Ahmad	CB	Virginia
Klemic, Dave	WR	Northeastern
Layne, George	FB	Texas Christian
Moses, J.J.	WR	Iowa State

2002		
Bingham, T.J.	DE	Ouachita Baptist
Blakley, Dwayne	TE	Missouri
Capel, John	WR	Florida
<b>Finley, Clint</b>	<b>S</b>	<b>Nebraska</b>
<b>Julien, Jamar</b>	<b>RB</b>	<b>San Jose State</b>
Landry, Michael	DE	Southern
<b>Newson, Tony</b>	<b>LB</b>	<b>Utah State</b>
Rogers, Kirk	WR	Hardin-Simmons
<b>Truluck, R-Kal</b>	<b>DE</b>	<b>SUNY Cortland</b>
White, Mitch	T	Oregon State

2003		
<b>Alford, Darnell</b>	<b>T</b>	<b>Boston College</b>
<b>Finley, Clint</b>	<b>S</b>	<b>Nebraska</b>
Ford, Willie	CB	Syracuse
Hall, Joe	FB	Kansas State
<b>Horn, Chris</b>	<b>WR</b>	<b>Rocky Mountain</b>
Landry, Michael	DE	Southern
<b>Pile, Willie</b>	<b>S</b>	<b>Virginia Tech</b>
<b>Reese, Allen</b>	<b>DT</b>	<b>Kansas State</b>
<b>Ward, LaShaun</b>	<b>WR</b>	<b>California</b>

2004		
Booth, John	WR	Mid-America Nazarene
<b>Cheek, Steve</b>	<b>P</b>	<b>Humboldt State</b>
<b>Connot, Scott</b>	<b>S</b>	<b>South Dakota State</b>

<b>Cruz, Ronnie</b>	<b>RB</b>	<b>Northern State</b>
Golliday, Aaron	TE	Nebraska
<b>Horn, Chris</b>	<b>WR</b>	<b>Rocky Mountain</b>
<b>Ingram, Johnathan</b>	<b>C</b>	<b>San Diego State</b>
Johnson, Aaron	C/G	Ball State
McIntyre, Jeris	WR	Auburn
Miller, Matt	G	Louisiana College
<b>Scanlon, Rich</b>	<b>LB</b>	<b>Syracuse</b>
<b>Sharpe, Montique</b>	<b>DT</b>	<b>Wake Forest</b>
Smith, McKenzie	RB	Washington State
<b>Smith, Richard</b>	<b>WR</b>	<b>Arkansas</b>
Stuber, Tim	G	Colorado State

2005		
<b>Connot, Scott</b>	<b>S</b>	<b>South Dakota State</b>
Gado, Samkon	RB	Liberty
Golliday, Aaron	TE	Nebraska
Heyer, Peter	G	No College
<b>Hodge, Alphonso</b>	<b>CB</b>	<b>Miami (Ohio)</b>
<b>Ingram, Johnathan</b>	<b>C</b>	<b>San Diego State</b>
<b>Long, Khari</b>	<b>DE</b>	<b>Baylor</b>
McIntyre, Jeris	WR	Auburn
Smith, McKenzi	RB	Washington State
<b>Thorpe, Crapphonso</b>	<b>WR</b>	<b>Florida State</b>
Ville, Zach	DE	Missouri

2006		
<b>Bragg, Michael</b>	<b>CB</b>	<b>Texas A&amp;M - Kingsville</b>
<b>Hannon, Chris</b>	<b>WR</b>	<b>Tennessee</b>
<b>Hanoian, Greg</b>	<b>FB</b>	<b>Syracuse</b>
<b>Ingram, Johnathan</b>	<b>C</b>	<b>San Diego State</b>
Johnson, Adam	TE	Buffalo
<b>Kershaw, William</b>	<b>LB</b>	<b>Maryland</b>
Lougheed, Pete	T	Purdue
Mitchell, Clint	DE	Florida
Morgan, Donovan	WR	Louisiana - Lafayette
<b>Murphy, Montez</b>	<b>DE</b>	<b>Baylor</b>
Norton, Zach	CB	Cincinnati
Phinisee, Justin	CB	Oregon
<b>Printers, Casey</b>	<b>QB</b>	<b>Florida A&amp;M</b>
<b>Williams, Stephen</b>	<b>DT</b>	<b>NW Missouri State</b>
Willis, Keith	TE	Virginia Tech

2007		
Adkisson, Jason	TE	South Carolina
Akah, Emmanuel	G	Winston-Salem State
Alcorn, Zac	TE	Black Hills (SD)
<b>Allan, Michael</b>	<b>TE</b>	<b>Whitworth (WA)</b>
<b>Battle, Jackie</b>	<b>RB</b>	<b>Houston</b>
Buchanon, William	WR	Southern California
Capizzi, Jason	T	Indiana (PA)
<b>Greene, David</b>	<b>QB</b>	<b>Georgia</b>
Harriott, Claude	DE	Pittsburgh
Harris, Erick	S	Liberty
<b>Harris, Gilbert</b>	<b>RB</b>	<b>Arizona</b>
<b>Jackson, T.J.</b>	<b>DT</b>	<b>Auburn</b>
Little, Brent	WR	Southern Illinois
Lobdell, Joe	T	Northern Iowa
McMahan, Kevin	WR	Maine
Minter, DeMario	CB	Georgia
Otis, Jeff	QB	Columbia
<b>Pimentel, Mickey</b>	<b>LB</b>	<b>California</b>
Pruneda, Ramiro	T	Monterrey Tech
<b>Sippio, Bobby</b>	<b>WR</b>	<b>Western Kentucky</b>
<b>Smith, Khreem</b>	<b>DE</b>	<b>Oklahoma State</b>
Smith, Rob	G	Tennessee

<b>Stallings, Tre</b>	<b>G</b>	<b>Mississippi</b>
Timmons, Tyrone	WR	Mississippi Valley St.
Trannon, Matt	WR	Michigan State

### 2008

Bain, Travarous	CB	Hampton
<b>Battle, Jackie</b>	<b>RB</b>	<b>Houston</b>
<b>Burton, Antwon</b>	<b>DT</b>	<b>Temple</b>
Cuff, Omar	RB	Delaware
<b>Dacus, Weston</b>	<b>LB</b>	<b>Arkansas</b>
Davis, A.J.	CB	North Carolina State
Davis, Dowayne	S	Syracuse
<b>De La Puente, Brian</b>	<b>G</b>	<b>California</b>
Durde, Aden	LB	None
Grant, Michael	CB	Arkansas
<b>Hagans, Marques</b>	<b>WR</b>	<b>Virginia</b>
Harrison, Edwin	G	Colorado
Hughes, Nate	WR	Alcorn State
<b>Jackson, T.J.</b>	<b>DT</b>	<b>Auburn</b>
<b>Lokey, Derek</b>	<b>DT</b>	<b>Texas</b>
<b>Martin, Ingle</b>	<b>QB</b>	<b>Furman</b>
Mayle, Scott	WR	Ohio
McGhee, Jermaine	DE	Prairie View A&M
McMahan, Kevin	WR	Maine
Oakley, Anthony	G	Western Kentucky
Parker, Jason	DE	Arizona
<b>Price, Maurice</b>	<b>WR</b>	<b>Charleston Southern</b>
Rucker, Micah	WR	Eastern Illinois
<b>Savage, Dantrell</b>	<b>RB</b>	<b>Oklahoma State</b>
Shotwell, Kyle	LB	Cal-Poly
<b>Washington, Tavares</b>	<b>G</b>	<b>Florida</b>

### 2009

<b>Bates, Jackie</b>	<b>CB</b>	<b>Hampton</b>
Crabtree, Tom	TE	Miami (OH)
Favorite, Marlon	DT	Louisiana State
<b>Gales, Dion</b>	<b>DE/DT</b>	<b>Troy State</b>
Greenwood, Bobby	DE/T	Alabama
<b>Harris, Darryl</b>	<b>G</b>	<b>Mississippi</b>
<b>Lawrence, Quinten</b>	<b>WR</b>	<b>McNeese State</b>
<b>Lokey, Derek</b>	<b>DT</b>	<b>Texas</b>
<b>Long, Lance</b>	<b>WR</b>	<b>Mississippi State</b>
Moore, Kestahn	RB	Florida
Patrick, Chris	T	Nebraska
Payne, Logan	WR	Minnesota
Porter, Jermail	T	Kent State
<b>Price, Ricky</b>	<b>S</b>	<b>Oklahoma State</b>
<b>Richardson, Barry</b>	<b>T</b>	<b>Clemson</b>
<b>Williams, Chandler</b>	<b>WR</b>	<b>Florida International</b>
<b>Williams, Javarri</b>	<b>RB</b>	<b>Tennessee State</b>
Wright, Rodney	WR	Fresno State

### 2010

Bakhtiari, Eric	LB	Univ. of San Diego
<b>Cole, Justin</b>	<b>LB</b>	<b>San Jose State</b>
<b>Gales, Dion</b>	<b>DE</b>	<b>Troy State</b>
Greenwood, Bobby	DE/T	Alabama
<b>Harris, Darryl</b>	<b>G</b>	<b>Mississippi</b>
<b>Horne, Jeremy</b>	<b>WR</b>	<b>Massachusetts</b>
Johnson, Micah	LB	Kentucky
<b>Lawrence, Quinten</b>	<b>WR</b>	<b>McNeese State</b>
<b>Palko, Tyler</b>	<b>QB</b>	<b>Pittsburgh</b>
<b>Price, Ricky</b>	<b>S</b>	<b>Oklahoma State</b>
Slate, Cody	TE	Marshall
<b>Tucker, Verran</b>	<b>WR</b>	<b>California</b>
<b>Walters, Pierre</b>	<b>LB</b>	<b>Eastern Illinois</b>

### 2011

Bannon, Shane	FB	Yale
Bruggeman, Rob	OL	Iowa
Campbell, Caleb	LB	Army
<b>Cole, Justin</b>	<b>LB</b>	<b>San Jose State</b>
<b>Draughn, Shaun</b>	<b>RB</b>	<b>North Carolina</b>
<b>Harris, Darryl</b>	<b>G</b>	<b>Mississippi</b>
<b>Horne, Jeremy</b>	<b>WR</b>	<b>Massachusetts</b>
<b>Lawrence, Quinten</b>	<b>DB</b>	<b>McNeese State</b>
Lewis, Butch	OL	Southern California
Markshausen, Zeke	WR	Northwestern
<b>Mims, David</b>	<b>OL</b>	<b>Virginia Union</b>
Nelson, Kyle	TE	New Mexico State
Newsome, Jamar	WR	Central Florida
Patterson, Lucas	OL	Texas A&M
<b>Toribio, Anthony</b>	<b>DT</b>	<b>Carson-Newman</b>

### 2012

<b>Bellamy, Josh</b>	<b>WR</b>	<b>Louisville</b>
Cosby, DeMarco	TE	Central Missouri
<b>DiMarco, Patrick</b>	<b>FB</b>	<b>South Carolina</b>
Gumbs, Jose	S	Monmouth
<b>Hemingway, Junior</b>	<b>WR</b>	<b>Michigan</b>
Long, Jerome	DL	San Diego State
Mims, David	DL	Virginia Union
<b>Newsome, Jamar</b>	<b>WR</b>	<b>Central Florida</b>
Patterson, Lucas	OL	Texas A&M
Sturdivant, Quan	LB	North Carolina
<b>Ranglin, Rich</b>	<b>OL</b>	<b>Central Connecticut St.</b>
Szymanski, Matt	K	SMU
<b>Thorpe, Neiko</b>	<b>DB</b>	<b>Auburn</b>
<b>Waldron, Dustin</b>	<b>OL</b>	<b>Portland State</b>

### 2013

Boyd, Jheranie	WR	North Carolina
Bronson, Malcolm	S	McNeese State
Burden, Chandler	G	Kentucky
Byrne, Jake	TE	Wisconsin
Draheim, Tommie	OL	San Diego State
Drakeford, Darin	LB	Maryland
Hammond Jr., Frankie	WR	Florida
Harris, Demetrius	TE	UW-Milwaukee
Jackson, Jerrell	WR	Missouri
<b>Johnson, Rishaw</b>	<b>G</b>	<b>California (Pa.)</b>
<b>Jones, Dominique</b>	<b>TE</b>	<b>Shepherd</b>
Kearney, Vernon	CB	Lane
Kettani, Eric	FB	Navy
<b>Martin, Josh</b>	<b>LB/DE</b>	<b>Columbia (N.Y.)</b>
<b>McDougald, Bradley</b>	<b>S</b>	<b>Kansas</b>
Miller, Jordan	DT	Southern University
Opurum, Toben	RB	Kansas
Reynolds, Matt	T	BYU
Ross, Rashad	WR	Arizona State
<b>Watkins, Rokevious</b>	<b>OL</b>	<b>South Carolina</b>
Williams, Fred	WR	St. Cloud State
Wilson, Ridge	LB/DE	West Alabama

**Bold Denotes Players Who Eventually Made the Chiefs All-Time Roster.**

*Note: Starting in '89, the NFL allowed teams to establish a five-man practice squad the day following the league's final roster cutdown. Practice squads were expanded to eight players in 2004.*

# ALL-TIME DRAFTS



**Boldface Indicates an Eventual Regular Starter**

## 2014

1	LB	Dee Ford	23	Auburn
3	CB	Phillip Gaines	87	Rice
4	RB/WR	De'Anthony Thomas	124	Oregon
5	QB	Aaron Murray	163	Georgia
6a	G	Zach Fulton	193	Tennessee
6b	T	Laurent Duvernay-Tardif	200	McGill

Sent a second-round selection (56th overall) to San Francisco in the 2013 QB Alex Smith trade. Obtained Dallas' sixth-round selection (Fulton) in the 2013 LB Edgar Jones trade. Sent seventh-round pick (238th overall) to Dallas as part of the 2013 Jones trade.

## 2013

1	T	<b>Eric Fisher</b>	1	<b>Central Michigan</b>
3a	TE	Travis Kelce	63	Cincinnati
3b	RB	Knile Davis	96	Arkansas
4	LB	Nico Johnson	99	Alabama
5	DB	Sanders Commings	134	Georgia
6a	OL	Eric Kush	170	California (Pa.)
6b	FB	Braden Wilson	204	Kansas State
7	LB	Mike Catapano	207	Princeton

Sent a second-round selection (34th overall) to San Francisco in the 2013 QB Alex Smith trade. Picks 3b (Davis) and 6b (Wilson) were compensatory selections for 2012 free agent losses.

## 2012

1	DT	<b>Dontari Poe</b>	11	<b>Memphis</b>
2	OL	<b>Jeff Allen</b>	44	<b>Illinois</b>
3	OL	Donald Stephenson	74	Oklahoma
4	WR	Devon Wylie	107	Fresno State
5	DB	De'Quan Menzie	146	Alabama
6	RB	Cyrus Gray	182	Texas A&M
7a	DT	Jerome Long	218	San Diego State
7b	WR	Junior Hemingway	238	Michigan

Obtained a seventh-round selection (Hemingway) from New England in the 2010 S Jarrad Page trade.

## 2011

1	WR	Jonathan Baldwin	26	Pittsburgh
2	OL	<b>Rodney Hudson</b>	55	<b>Florida State</b>
3a	LB	<b>Justin Houston</b>	70	<b>Georgia</b>
3b	DL	Allen Bailey	86	Miami
4	CB	Jailil Brown	118	Colorado
5a	QB	Ricky Stanzi	135	Iowa
5b	LB	Gabe Miller	140	Oregon State
6	DL	Jerrell Powe	199	Mississippi
7	FB	Shane Bannon	223	Yale

Sent original first-round pick (21st overall) to Cleveland in exchange for Cleveland's first-round pick (Baldwin) and Cleveland's third-round pick (Houston). The first-round pick became the 26th overall when Baltimore passed on its selection. Obtained a fifth-round selection (Stanzi) from Tampa Bay in the 2010 DE Alex Magee trade. Obtained Detroit's fifth-round pick (Miller) via NFL ruling in favor of the Chiefs. Pick 6 (Powe) was a compensatory selection for 2010 free agent losses.

## 2010

1	S	<b>Eric Berry</b>	5	<b>Tennessee</b>
2a	WR	Dexter McCluster	36	Mississippi
2b	CB	<b>Javier Arenas</b>	50	<b>Alabama</b>
3a	G/C	<b>Jon Asamoah</b>	68	<b>Illinois</b>
3b	TE	<b>Tony Moeaki</b>	93	<b>Iowa</b>
4		To Houston in third-round trade.		
5a	DB	<b>Kendrick Lewis</b>	136	<b>Mississippi</b>
5b	LB	Cameron Sheffield	142	Troy
6		To Miami in 2009 C/G Andy Alleman and G/T Ikechuku Nduke trade.		
7		To Miami in 2009 seventh-round trade.		

Obtained a second-round selection (Arenas) from Atlanta in the 2009 TE Tony Gonzalez trade. Obtained Houston's third-round selection (Moeaki) in exchange for the Chiefs fourth (102nd overall) and fifth-round (144th overall) selections. Obtained a fifth-round selection (Sheffield) from Miami in the 2009 QB Tyler Thigpen trade. Obtained Carolina's fifth-round selection (144th overall) in the 2009 DT Tank Tyler trade. Sent a sixth-round selection (173rd overall) to Miami in the 2009 trade for C/G Andy Alleman and G/T Ikechuku Ndukwe. Sent a seventh-round selection (212th overall) to Miami in exchange for Miami's seventh-round pick (O'Connell) in 2009.

## 2009

1	DE	<b>Tyson Jackson</b>	3	<b>Louisiana State</b>
2		To New England in 2009 QB Matt Cassel/LB Mike Vrabel trade.		
3	DE	Alex Magee	67	Purdue
4	S/CB	Donald Washington	102	Ohio State
5	T	Colin Brown	139	Missouri
6	WR	Quinten Lawrence	175	McNeese State
7a	RB	Javarris Williams	212	Tennessee State
7b	TE	Jake O'Connell	237	Miami (OH)
7c	K	Ryan Succop	256	South Carolina

Sent a second-round selection (34th overall) to New England in the 2009 QB Matt Cassel/LB Mike Vrabel trade. Obtained Miami's seventh-round selection (O'Connell) in exchange for the Chiefs seventh-round pick in 2010. Miami obtained that selection in a trade with Carolina. Pick 7c (Succop) was a compensatory selection for 2008 free agent losses.

## 2008

1a	DT	<b>Glenn Dorsey</b>	5	<b>Louisiana State</b>
1b	T	<b>Branden Albert</b>	15	<b>Virginia</b>
2	CB	<b>Brandon Flowers</b>	35	<b>Virginia Tech</b>
3a	RB	<b>Jamaal Charles</b>	73	<b>Texas</b>
3b	TE	Brad Cottam	76	Tennessee
3c	S	DaJuan Morgan	82	North Carolina St.
4	WR	Will Franklin	105	Missouri
5	CB	<b>Brandon Carr</b>	140	<b>Grand Valley St.</b>
6a	T	<b>Barry Richardson</b>	170	<b>Clemson</b>
6b	WR	Kevin Robinson	182	Utah St.
7a	DE	Brian Johnston	210	Gradner-Webb
7b	TE	Michael Merritt	239	Central Florida

Obtained Minnesota's first-round selection (17th overall), two third-round selections (Charles & Morgan) and a sixth-round selection (Robinson) in the 2008 DE Jared Allen trade. Sent a sixth-round selection (187th overall) to Minnesota in the 2008 DE Jared Allen trade, a pick that was acquired in the 2007 RB Michael Bennett trade. Obtained Detroit's first-round selection (Albert) and Detroit's third-round pick (Cottam) in exchange for first-round pick (17th overall) obtained in 2008 DT Jared Allen trade, original third-round pick (66th overall) and a fifth-round pick (136th overall) that was obtained from Miami in the 2007 QB Trent Green trade. Acquired the N.Y. Giants seventh-round selection (Merritt) in the 2007 K Lawrence Tynes trade.

## 2007

1	WR	<b>Dwayne Bowe</b>	23	<b>Louisiana State</b>
2	DE	<b>Turk McBride</b>	54	<b>Tennessee</b>
3a	DT	<b>Tank Tyler</b>	82	<b>North Carolina St.</b>
3b		To St. Louis in 2007 WR Dante Hall trade.		
4		To New Orleans in 2006 RB Michael Bennett trade.		
5a	RB	Kolby Smith	148	Louisville
5b	K	Justin Medlock	160	UCLA
6	T	Herb Taylor	196	TCU
7	TE	Michael Allan	231	Whitworth

Obtained St. Louis' third-round selection (Tyler) and fifth-round selection (Smith) in the 2007 WR Dante Hall trade in exchange for Hall and the Chiefs third-round pick (84th overall). Sent a fourth-round pick (123rd overall) to New Orleans in the 2006 RB Michael Bennett trade.

## 2006

1	DE	Tamba Hali	20	Penn State
2	S	Bernard Pollard	54	Purdue
3	QB	Brodie Croyle	85	Alabama
4		To N.Y. Jets in compensation for Herm Edwards.		
5	CB	Marcus Maxey	154	Miami (Fla.)
6a	G	Tre Stallings	186	Mississippi
6b	WR	Jeff Webb	190	San Diego State
7	S	Jarrad Page	228	UCLA

Sent fourth-round pick (117th overall) to the N.Y. Jets in compensation for head coach Herm Edwards. Obtained Dallas' sixth-round pick (Stallings) in the 2005 LB Scott Fujita trade.

## 2005

1	LB	Derrick Johnson	15	Texas
2		To Miami in 2005 CB Patrick Surtain trade.		
3a		To Philadelphia in 2004 T John Welbourn trade.		
3b	P	Dustin Colquitt	99	Tennessee
4	WR	Craphonso Thorpe	116	Florida State
5a	LB	Boomer Grigsby	138	Illinois State
5b		To Tennessee in 2005 DE Carlos Hall trade.		
5c	CB	Alphonso Hodge	147	Miami (Ohio)
6a	T	Will Svitek	187	Stanford
6b	DE	Khari Long	199	Baylor
7a	QB	James Kilian	229	Tulsa
7b	T	Jeremy Parquet	238	Southern Miss.

Obtained CB Patrick Surtain and a fifth-round pick (Grigsby) in exchange for the Chiefs second-round pick (46th overall) and a fifth-round selection (162nd overall). Sent original third-round pick (77th overall) to Philadelphia in 2004 T John Welbourn trade. Pick 3b (Colquitt) was a compensatory selection for 2004 free agent losses. Sent original fifth-round pick (150th overall) to Tennessee in 2005 DE Carlos Hall trade. Obtained a fifth-round selection (Hodge) in 2004 trade with Detroit. Obtained a fifth-round pick (162nd overall) and a sixth-round pick (Long) from Green Bay in 2004 DE R-Kal Truluck trade. Subsequently sent that fifth-round pick to Miami in 2005 CB Patrick Surtain trade. Obtained a seventh-round pick (Parquet) from Green Bay in 2003 CB Derek Combs trade.

## 2004

1		To Detroit in first-round trade.		
2a	DT	Junior Siavii	36	Oregon
2b	TE	Kris Wilson	61	Pittsburgh
3	LB	Keyaron Fox	93	Georgia Tech
4a	WR	Samie Parker	105	Oregon
4b	DE	Jared Allen	126	Idaho State
5		To Philadelphia in 2004 T John Welbourn trade.		
6	WR	Jeris McIntyre	195	Auburn
7	T	Kevin Sampson	231	Syracuse

Obtained Detroit's second-round pick (Siavii), fourth-round pick (Parker) and a fifth-round pick in 2005 in exchange for the Chiefs first-round pick (30th overall). Sent fifth-round pick (162nd overall) and a third-round pick in 2005 to Philadelphia in 2004 T John Welbourn trade.

## 2003

1	RB	Larry Johnson	27	Penn State
2	LB	Kawika Mitchell	47	South Florida
3a		To New Orleans in 2002 T Willie Roaf trade.		
3b	CB	Julian Battle	92	Tennessee
4	T	Brett Williams	113	Florida State
5	T	Jordan Black	153	Notre Dame
6	DE	Jimmy Wilkerson	189	Oklahoma
7a	DT	Montique Sharpe	230	Wake Forest
7b	S	Willie Pile	252	Virginia Tech

Obtained Pittsburgh's first-round pick (Johnson), third-round pick (Battle) and sixth-round pick (200th overall - subsequently traded to the N.Y. Jets) in exchange for the Chiefs first-round pick (16th overall). Sent original third-round pick (78th overall) to New Orleans in 2002 T Willie Roaf trade. Sent fifth-round pick (150th overall) and sixth-round pick (200th overall) to the N.Y. Jets in exchange for New York's fifth-round pick (Black) and sixth-round pick (Wilkerson). Sent original sixth-round pick (186th overall) to Dallas in 2002 first-round trade. Pick 7b (Pile) was a compensatory selection for 2002 free agent losses.

## 2002

1	DT	Ryan Sims	6	North Carolina
2	DT	Eddie Freeman	43	Ala. - Birmingham
3a		To Dallas in first-round trade.		
3b		To St. Louis in compensation for Dick Vermeil.		
4	FB	Omar Easy	107	Penn State
5	LB	Scott Fujita	143	California
6		To St. Louis in 2001 QB Joe Germaine trade.		
7	LB	Maurice Rodriguez	221	Fresno State

Obtained Dallas' first-round pick (Sims) in exchange for the Chiefs first-round pick (8th overall), third-round pick (75th overall) and a sixth-round pick in 2003. Obtained a third-round pick (84th overall) from Washington in compensation for Marty Schottenheimer, subsequently sent to St. Louis in compensation for Dick Vermeil. Sent sixth-round pick (183rd overall) to St. Louis in 2001 QB Joe Germaine trade.

## 2001

1		To St. Louis in 2001 QB Trent Green trade.		
2		To St. Louis in compensation for Dick Vermeil.		
3a	DT	Eric Downing	75	Syracuse
3b	WR	Marvin Minnis	77	Florida State
4a	LB	Monty Beisel	107	Kansas State
4b	FB	George Layne	108	TCU
5a	TE	Billy Baber	141	Virginia
5b	RB	Derrick Blaylock	150	Stephen F. Austin
6	G	Alex Sulfsted	176	Miami (Ohio)
7a	S	Shaunard Harts	212	Boise State
7b	DT	Terdell Sands	243	UT - Chattanooga

Obtained QB Trent Green and St. Louis' fifth-round pick (Blaylock) in exchange for the Chiefs first-round pick (12th overall). Sent second-round pick (42nd overall) to St. Louis in compensation for head coach Dick Vermeil. Obtained third-round pick (Minnis) from Washington in compensation for Marty Schottenheimer. Obtained a fourth-round pick (Layne) from Jacksonville in 2000 G Brenden Stai trade. Pick 7b (Sands) was a compensatory pick for 2000 free agent losses.

## 2000

1	WR	Sylvester Morris	21	Jackson State
2	CB	William Bartee	54	Oklahoma
3	S	Greg Wesley	85	Ark. - Pine Bluff
4	RB	Frank Moreau	115	Louisville
5a	RB/KR	Dante Hall	153	Texas A&M
5b	CB	Pat Dennis	162	Louisiana - Monroe
6a	T	Darnell Alford	188	Boston College
6b		To St. Louis in '99 TE Mitch Jacoby trade.		
7	WR/KR	Desmond Kitchings	208	Furman

Pick 5b (Dennis) was a compensatory pick for '99 free agent losses. Obtained Miami's sixth-round pick (Alford) in a '99 trade. Sent original sixth-round pick (189th overall) to St. Louis in '99 TE Mitch Jacoby trade. Obtained New Orleans' seventh-round draft choice (Kitchings) as compensation for coach Ron Zook, while New Orleans obtained Kansas City's original seventh-round pick (228th overall).

## 1999

1	T	John Tait	14	BYU
2	RB	Mike Cloud	54	Boston College
3a	LB	Gary Stills	75	West Virginia
3b	S/LB	Larry Atkins	84	UCLA
4	WR	Larry Parker	108	USC
5		To Chicago in '98 RB Bam Morris trade.		
6		To Tampa Bay in '98 S Melvin Johnson trade.		
7	G	Eric King	220	Richmond

Obtained Miami's second-round pick (Cloud), a third-round pick (Atkins) and a 2000 sixth-round pick for the Chiefs second-round pick (43rd overall).

## 1998

1	T	Victor Riley	27	Auburn
2		To Oakland in compensation for restricted free agent DT Chester McGlockton.		
3	RB	Rashaan Shehee	88	Washington
4	LB	Greg Favors	120	Mississippi State
5a	CB	Robert Williams	128	North Carolina
5b		To Green Bay in '97 LB Wayne Simmons trade.		



6 **DT** **Derrick Ransom** **181** **Cincinnati**  
 7a **CB** **Eric Warfield** **216** **Nebraska**  
 7b **FB** **Ernest Blackwell** **224** **Missouri**  
 Obtained Chicago's fifth-round pick (Williams) in '97 WR Chris Penn trade. Sent original fifth-round pick (150th overall) to Green Bay in '97 LB Wayne Simmons trade. Pick 7b (Blackwell) was a compensatory pick for '97 free agent losses.

### 1997

1 **TE** **Tony Gonzalez** **13** **California**  
 2 **WR** **Kevin Lockett** **47** **Kansas State**  
 3 To Houston in first-round trade.  
 4 **QB** **Pat Barnes** **110** **California**  
 5a To Miami in '96 K Pete Stoyanovich trade.  
 5b **RB** **June Henley** **163** **Kansas**  
 6a To Houston in first-round trade.  
 6b **WR** **Isaac Byrd** **195** **Kansas**  
 7a To Pittsburgh in '97 DT Brentson Buckner trade.  
 7b **T** **Nate Parks** **214** **Stanford**  
 Obtained Houston's first-round pick (Gonzalez) and fourth-round pick (Barnes) in exchange for the Chiefs first-round (18th overall), third-round (81st overall), fourth-round (116th overall) and sixth-round picks (181st overall). Pick 5b (June Henley) and pick 6b (Byrd) were compensatory picks for '96 free agent losses.

### 1996

1 **S** **Jerome Woods** **28** **Memphis**  
 2 **S** **Reggie Tongue** **58** **Oregon State**  
 3a **DT** **John Browning** **68** **West Virginia**  
 3b To Detroit in '94 S William White trade.  
 4 **LB** **Donnie Edwards** **98** **UCLA**  
 5 **WR** **Joe Horn** **135** **Itawamba J.C.**  
 6a **WR** **Dietrich Jells** **176** **Pittsburgh**  
 6b To Philadelphia in '95 WR Victor Bailey trade.  
 7a **C** **Ben Lynch** **211** **California**  
 7b **C** **Jeff Smith** **241** **Tennessee**  
 7c **DB/KR** **Darrell Williams** **245** **Tennessee St.**  
 Obtained New England's third-round pick (Browning) in exchange for the Chiefs '95 fourth-round pick. Obtained Miami's fourth-round pick (Edwards) and a '97 seventh-round pick for the Chiefs two '96 fourth-round picks (113th overall) and (125th overall). Obtained Arizona's fifth-round pick (Horn) for the Chiefs two '96 fifth-round picks (161st overall) and (162nd overall). Originally obtained Green Bay's fifth-round pick (161st overall) in '95 G/T Lindsay Knapp trade. Obtained Carolina's sixth-round pick (Jells) in exchange for the Chiefs '95 sixth-round pick. Obtained Pittsburgh's seventh-round pick (Lynch) in '95 TE Tracy Greene trade. Pick 7c (Williams) was a compensatory pick for '95 free agent losses.

### 1995

1 **T** **Trezelle Jenkins** **31** **Michigan**  
 2 To Philadelphia in '95 WR Victor Bailey trade.  
 3a **WR** **Tamarick Vanover** **81** **Florida State**  
 3b **LB** **Troy Dumas** **97** **Nebraska**  
 4a To San Francisco in '94 QB Steve Bono trade.  
 4b **QB** **Steve Stenstrom** **134** **Stanford**  
 5a **DT** **Mike Pelton** **155** **Auburn**  
 5b **LB** **Jerrott Willard** **164** **California**  
 6a **DT** **Bryan Proby** **202** **Arizona State**  
 6b **DT/G** **Tom Barndt** **207** **Pittsburgh**  
 7 To Tampa Bay in '93 CB Darren Anderson trade.  
 Obtained Jacksonville's first-round pick (Jenkins), third-round pick (Dumas), fourth-round pick (Stenstrom) and a '96 fourth-round pick for the Chiefs original first-round pick (19th overall). The fourth-round pick obtained from Philadelphia in second-round Victor Bailey trade was subsequently sent to New England for its highest third-round selection in '96. Pick 5b (Willard), 6a (Proby), and 6b (Barndt) were compensatory picks for '94 free agent losses. The sixth-round pick obtained from Jacksonville in first-round trade was subsequently sent to Carolina for its highest sixth-round pick in '96.

### 1994

1 **RB** **Greg Hill** **25** **Texas A&M**  
 2 **RB** **Donnell Bennett** **58** **Miami (Fla.)**  
 3a **WR** **Lake Dawson** **92** **Notre Dame**  
 3b **WR** **Chris Penn** **96** **Tulsa**  
 4 **S** **Bracy Walker** **127** **North Carolina**  
 5a **CB** **James Burton** **151** **Fresno State**  
 5b **DT** **Rob Waldrop** **156** **Arizona**  
 6 **RB** **Anthony Daigle** **185** **Fresno State**  
 7a **QB** **Steve Matthews** **199** **Memphis State**  
 7b **TE** **Tracy Greene** **219** **Grambling**  
 Obtained San Francisco's third-round pick (Penn) in '93 QB Joe Montana trade. Obtained Minnesota's fifth-round pick (Burton) in '93 RB Barry Word trade. Obtained L.A. Rams seventh-round pick (Matthews) in '93 LB Chris Martin trade.

### 1993

1 To San Francisco in '93 QB Joe Montana trade.  
 2 Used in '92 supplemental draft to select DE Darren Mickell from Florida.  
 3 **G** **Will Shields** **74** **Nebraska**  
 4 **LB** **Jaime Fields** **103** **Washington**  
 5 **G/T** **Lindsay Knapp** **130** **Notre Dame**  
 6 **RB** **Darius Turner** **159** **Washington**  
 7 **WR** **Danan Hughes** **186** **Iowa**  
 8 To Phoenix in '93 CB Jay Taylor trade.  
 Obtained QB Joe Montana, S David Whitmore and San Francisco's '94 third-round pick in exchange for the Chiefs first-round pick (18th overall).

### 1992

1 **CB** **Dale Carter** **20** **Tennessee**  
 2 **QB** **Matt Blundin** **40** **Virginia**  
 3 To Dallas in second-round trade.  
 4 **DT** **Mike Evans** **101** **Michigan**  
 5 To Tampa Bay in '91 LB Ervin Randle trade.  
 6 **WR** **Tony Smith** **159** **Notre Dame**  
 7 **LB** **Erick Anderson** **186** **Michigan**  
 8 **G/C** **Jim Jennings** **213** **San Diego State**  
 9 **C** **Jay Leeuwenburg** **244** **Colorado**  
 10 **G** **Jerry Ostroski** **271** **Tulsa**  
 11 **DE** **Doug Rigby** **298** **Wyoming**  
 12 **DB** **Corey Williams** **325** **Oklahoma State**  
 Obtained Dallas' second-round pick (Blundin) in exchange for the Chiefs second-round (47th overall) and third-round picks (74th overall).

### 1991

1 **RB** **Harvey Williams** **21** **Louisiana State**  
 2 **T** **Joe Valerio** **50** **Pennsylvania**  
 3 **WR** **Tim Barnett** **77** **Jackson State**  
 4 To Dallas in '89 QB Steve Pelluer trade.  
 5 **S** **Charles Mincy** **133** **Washington**  
 6 **CB** **Darrell Malone** **162** **Jacksonville State**  
 7 **CB** **Bernard Ellison** **189** **Nevada**  
 8 **T** **Tom Dohring** **218** **Michigan**  
 9 **P/K** **Robbie Keen** **244** **California**  
 10 **DB** **Eric Ramsey** **273** **Auburn**  
 11 **WR** **Bobby Olive** **300** **Ohio State**  
 12 **G/T** **Ron Shipley** **329** **New Mexico**

### 1990

1 **LB** **Percy Snow** **13** **Michigan State**  
 2 **C** **Tim Grunhard** **40** **Notre Dame**  
 3 To Dallas in '89 QB Steve Pelluer trade.  
 4 **WR** **Fred Jones** **96** **Grambling**  
 5a **T** **Derrick Graham** **124** **Appalachian State**  
 5b **DT** **Ken Hackemack** **127** **Texas**  
 6 **DT** **Tom Sims** **152** **Pittsburgh**  
 7 **G** **Dave Szott** **180** **Penn State**  
 8 To Buffalo in '88 DE Art Still trade.  
 9 **RB** **Michael Owens** **235** **Syracuse**  
 10 **LB** **Craig Hudson** **263** **Wisconsin**  
 11 **RB** **Ernest Thompson** **291** **Georgia Southern**  
 12 **WR** **Tony Jeffery** **318** **San Jose State**  
 Obtained Buffalo's fifth-round pick (Hackemack) in '88 DE Art Still trade.



## 1989

1	<b>LB</b>	<b>Derrick Thomas</b>	<b>4</b>	<b>Alabama</b>
2	QB	Mike Elkins	32	Wake Forest
3	WR	Naz Worthen	60	North Carolina St.
4	CB	Stan Petry	88	TCU
5		To Cleveland in '89 LB Mike Junkin trade.		
6	<b>WR</b>	<b>Robb Thomas</b>	<b>143</b>	<b>Oregon State</b>
7	LB	Ron Sancho	171	Louisiana State
8a	RB	Bryan Tobey	199	Grambling
8b	RB	Todd McNair	220	Temple
9	S	Jack Phillips	227	Alcorn State
10	LB	Rob McGovern	255	Holy Cross
11	CB	Marcus Turner	283	UCLA
12	<b>RB</b>	<b>Bill Jones</b>	<b>311</b>	<b>SW Texas State</b>

Obtained Buffalo's eighth-round pick (McNair) in '88 DE Art Still trade.

## 1988

1	<b>DE</b>	<b>Neil Smith</b>	<b>2</b>	<b>Nebraska</b>
2		To Detroit in first-round trade.		
3	<b>DB</b>	<b>Kevin Porter</b>	<b>59</b>	<b>Auburn</b>
4a		To Tampa Bay in '88 QB Steve DeBerg trade.		
4b	WR	J.R. Ambrose	96	Mississippi
5		To New Orleans in '87 LB Jack Del Rio trade.		
6	RB	James Saxon	139	San Jose State
7	LB	Troy Stedman	171	Washburn
8	<b>TE</b>	<b>Alfredo Roberts</b>	<b>197</b>	<b>Miami (Fla.)</b>
9	WR	Azizuddin Abdur-Ra'oof	224	Maryland
10	RB	Kenny Gamble	251	Colgate
11	QB	Danny McManus	282	Florida State
12		To Buffalo in '87 CB Charles Romes trade.		

Obtained Detroit's first-round pick (Smith) in exchange for the Chiefs first-round pick (3rd overall) and second-round pick (29th overall). Obtained QB Steve DeBerg from Tampa Bay in exchange for S Mark Robinson and the Chiefs fourth-round pick (86th overall). Obtained Pittsburgh's fourth-round selection (Ambrose) in '88 QB Todd Blackledge trade.

## 1987

1	<b>RB</b>	<b>Paul Palmer</b>	<b>19</b>	<b>Temple</b>
2	<b>RB</b>	<b>Christian Okoye</b>	<b>35</b>	<b>Azusa Pacific</b>
3	LB	Todd Howard	73	Texas A&M
4		To Houston in second-round trade.		
5a	WR/KR	Kitrick Taylor	128	Washington State
6		To Houston in '86 RB Larry Moriaty trade.		
7	QB	Doug Hudson	186	Nicholls State
8a		To Miami in fifth-round trade.		
8b	RB/KR	Michael Clemons	218	William & Mary
9	DE	Randy Watts	244	Catawba
10	RB	James Evans	271	Southern
11	WR/KR	Craig Richardson	298	Eastern Wash.
12	LB	Bruce Holmes	325	Minnesota

Obtained Houston's second-round pick (Okoye) in exchange for the Chiefs second-round (46th overall) and fourth-round (105th overall) picks. Obtained Miami's fifth-round pick (Taylor) in exchange for the Chiefs fifth-round (132nd overall) and eighth-round (212th overall) picks. Obtained New England's eighth-round pick (Clemons) in '86 TE Willie Scott trade.

## 1986

1	T	Brian Jozwiak	7	West Virginia
2	<b>LB</b>	<b>Dino Hackett</b>	<b>35</b>	<b>Appalachian State</b>
3	<b>DE</b>	<b>Leonard Griffin</b>	<b>63</b>	<b>Grambling</b>
4a	<b>C</b>	<b>Tom Baugh</b>	<b>87</b>	<b>Southern Illinois</b>
4b	WR	Chas Fox	90	Furman
5		To San Diego in '83 C Bob Rush trade.		
6a	RB	Kent Hagood	141	South Carolina
6b		To Washington in '86 C Rick Donnalley trade.		
7		To Cleveland in '86 RB Boyce Green trade.		
8a	<b>P</b>	<b>Lewis Colbert</b>	<b>196</b>	<b>Auburn</b>
8b		To Buffalo in eighth-round transaction.		
9	NT/DE	Gary Baldinger	229	Wake Forest
10	NT	Isaac Readon	257	Hampton Institute
11	<b>LB</b>	<b>Aaron Pearson</b>	<b>285</b>	<b>Mississippi State</b>
12		To Buffalo in eighth-round transaction.		

Obtained Houston's fourth-round pick (Baugh). Obtained Washington's sixth-round pick (Hagood). Obtained Buffalo's eighth-round pick (Colbert) in exchange for eighth-round (202nd overall) and 12th-round picks (313th overall).

## 1985

1	RB	Ethan Horton	15	North Carolina
2	<b>TE</b>	<b>Jonathan Hayes</b>	<b>41</b>	<b>Iowa</b>
3		To San Diego in '83 C Bob Rush trade.		
4	<b>G</b>	<b>Bob Olderman</b>	<b>99</b>	<b>Virginia</b>
5a	<b>RB</b>	<b>Bruce King</b>	<b>126</b>	<b>Purdue</b>
5b		To Houston in '85 DE Bob Hamm trade.		
6a	CB	John Bostic	149	Bethune-Cookman
6b		To Houston in '85 DE Bob Hamm trade.		
7a		To Dallas.		
7b	DE	Vincent Thomson	180	Missouri Western
7c	G	Dave Heffernan	183	Miami (Fla.)
7d		To Washington for sixth-round choice in '86.		
8	WR	Ira Hillary	210	USC
9	S	Mike Armentrout	237	SW Missouri St.
10	RB	Jeff Smith	267	Nebraska
11	C	Chris Jackson	293	Southern Methodist
12	C	Harper LeBel	321	Colorado State

Obtained L.A. Rams fifth-round pick (subsequently traded to Houston) in '83 QB Steve Fuller trade. Obtained Philadelphia's sixth-round pick (Bostic) in '83 TE Al Dixon trade. Obtained N.Y. Jets seventh-round pick (subsequently traded to Dallas) in '85 LB Charles Jackson trade. Obtained San Diego's seventh-round pick (Thomson) in '84 RB Jewerl Thomas trade. Obtained St. Louis' seventh-round pick (subsequently traded to Washington) in '84 LB Thomas Barber trade.

## 1984 USFL SUPPLEMENTAL

1	T	Mark Adickes	5	Baylor
		(L.A. Express)		
2	CB	Lupe Sanchez	34	UCLA
		(Arizona Wranglers)		
3	CB	Garcia Lane	61	Ohio State
		(Philadelphia Stars)		

## 1984

1a	<b>NT</b>	<b>Bill Maas</b>	<b>5</b>	<b>Pittsburgh</b>
1b	<b>T</b>	<b>John Alt</b>	<b>21</b>	<b>Iowa</b>
2	<b>LB</b>	<b>Scott Radecic</b>	<b>34</b>	<b>Penn State</b>
3	<b>RB</b>	<b>Herman Heard</b>	<b>61</b>	<b>So. Colorado</b>
4	S	Mark Robinson	90	Penn State
5a	DE	Eric Holle	117	Texas
5b	LB	Jeff Paine	134	Texas A&M
6	WR	Rufus Stevens	146	Grambling
7	<b>CB</b>	<b>Kevin Ross</b>	<b>173</b>	<b>Temple</b>
8	S	Randy Clark	202	Florida
9a	<b>G/T</b>	<b>Scott Auer</b>	<b>229</b>	<b>Michigan State</b>
9b	TE	Dave Hestera	240	Colorado
10	LB	Al Wenglikowski	258	Pittsburgh
11	RB	Bobby Johnson	285	San Jose State
12	LB	Mark Lang	314	Texas

Obtained the L.A. Rams first-round (Alt) and fifth-round picks (Paine) in '84 CB Gary Green trade. Obtained Green Bay's ninth-round pick (Hestera) in '83 T Charlie Getty trade.

## 1983

1	<b>QB</b>	<b>Todd Blackledge</b>	<b>7</b>	<b>Penn State</b>
2	<b>T</b>	<b>David Lutz</b>	<b>34</b>	<b>Georgia Tech</b>
3	<b>CB</b>	<b>Albert Lewis</b>	<b>61</b>	<b>Grambling</b>
4	TE	Ron Wetzel	92	Arizona State
5	<b>P</b>	<b>Jim Arnold</b>	<b>119</b>	<b>Vanderbilt</b>
6	T	Ellis Gardner	146	Georgia Tech
7a	RB	Ken Thomas	173	San Jose State
7b	RB	Daryl Posey	179	Mississippi Coll.
8	<b>T</b>	<b>Irv Eatman</b>	<b>204</b>	<b>UCLA</b>
9	C	Adam Lingner	231	Illinois
10	NT	Mark Shumate	257	Wisconsin
11	DE	Dwayne Jackson	284	South Carolina St.
12	OT	Kenny Jones	315	Tennessee

Obtained CB Lucious Smith, RB Jewerl Thomas and L.A. Rams fifth-round pick in '85 in exchange for QB Steve Fuller and CB Eric Harris. Obtained New Orleans' seventh-round pick (Posey) in '82 LB Whitney Paul trade.

## 1982

1	WR	Anthony Hancock	11	Tennessee
2	LB	Calvin Daniels	46	North Carolina
3		To St. Louis in first-round trade.		
4a	LB	Louis Haynes	100	North Texas State
4b	LB	Stuart Anderson	104	Virginia
5	RB	Del Thompson	130	Texas - El Paso
6	S	Durwood Roquemore	157	Texas A&I
7	NT	Greg Smith	184	Kansas
8	WR	Case deBruijn	214	Idaho State
9	T	Lyndie Byford	241	Oklahoma
10	WR	Larry Brodsky	268	Miami (Fla.)
11	CB	Bob Carter	297	Arizona
12	S	Mike Miller	324	SW Texas State

Obtained St. Louis' first-round pick (Hancock) in exchange for the Chiefs first-round (16th overall) and third-round picks (73rd overall). Obtained Denver's fourth-round pick (Anderson) in '81 RB Tony Reed trade.

## 1981

1	TE	Willie Scott	14	South Carolina
2	RB	Joe Delaney	41	NW Louisiana
3a	TE	Marvin Harvey	70	So. Mississippi
3b	T	Roger Taylor	75	Oklahoma State
3c	DB	Lloyd Burruss	78	Maryland
4	WR	Ron Washington	97	Arizona State
5	T/C	Todd Thomas	124	North Dakota
6	NT	Dock Luckie	153	Florida
7	RB	Billy Jackson	180	Alabama
8	WR	David Dorn	206	Rutgers
9	DB	Tony Vereen	237	SE Louisiana
10	G	Les Studdard	262	Texas
11	DE	Frank Case	289	Penn State
12	QB	Bob Gagliano	319	Utah State

Obtained Denver's third-round pick (Taylor) in '81 RB Tony Reed trade. Obtained L.A. Rams third-round pick (Burruss) in '80 TE Walter White trade.

## 1980

1	G	Brad Budde	11	USC
2		To Houston in '79 QB Steve Fuller trade.		
3	RB	James Hadnot	66	Texas Tech
4	LB	Dave Klug	94	Concordia
5a	WR	Carlos Carson	114	Louisiana State
5b	DE	Dan Pensick	115	Nebraska
5c		To Detroit in '80 C Larry Tearry trade.		
6a	WR	Bubba Garcia	147	Texas-El Paso
6b	RB	Larry Heater	164	Arizona
7		To L.A. Rams in '80 TE Walter White trade.		
8	LB	Sam Stepney	203	Boston University
9a		To Detroit in '80 C Larry Tearry trade.		
9b	WR	Tom Donovan	230	Penn State
10	T	Rob Martinovich	261	Notre Dame
11	NT	Dale Markham	287	North Dakota
12	LB	Mike Brewington	314	East Carolina

Obtained Baltimore's fifth-round pick (Carson) in exchange for RB Mark Bailey. Obtained St. Louis' fifth-round pick (Pensick). Obtained L.A. Rams sixth-round pick (Heater) and a third-round pick in '81 in exchange for TE Walter White and a seventh-round pick (176th overall).

## 1979

1a	DE	Mike Bell	2	Colorado State
1b	QB	Steve Fuller	23	Clemson
2		To Houston in first-round trade.		
3		To L.A. Rams in '79 NT Stan Johnson trade.		
4	LB	Frank Manumaleuga	85	San Jose State
5	RB	Earl Grant	112	Missouri
6	WR	Robert Gaines	140	Washington
7	DE	Ken Kremer	167	Ball State
8a	RB	Mike Williams	195	New Mexico
8b	G	Robert Brewer	218	Temple
9a	TE	James Folston	222	Cameron State
9b	T	Joe Robinson	229	Ohio State
10a	LB	Michael DuPree	251	Florida
10b	S	Gerald Jackson	260	Mississippi State
10c	WR	Larry Willis	268	Alcorn State

11	WR	Stan Rome	277	Clemson
12	RB	Michael Forrest	305	Arkansas

Obtained Houston's first-round pick (Fuller) in exchange for the Chiefs second-round (31st overall) and an '80 second-round picks. Obtained St. Louis' eighth-round pick (Brewer) in '79 LB Jimbo Elrod trade. Obtained New Orleans' ninth-round pick (Robinson) in '78 DT Keith Simmons trade. Obtained Washington's 10th-round pick (Jackson).

## 1978

1	DE	Art Still	2	Kentucky
2	DT/DE	Sylvester Hicks	29	Tennessee
3	LB	Gary Spani	58	Kansas State
4a	LB	Danny Johnson	85	Tennessee State
4b	QB	Pete Woods	104	Missouri
5a	WR	Jerrold McRae	112	Tennessee State
5b	DT	Dwight Carey	118	Texas - Arlington
5c	WR/KR	Robert Woods	134	Grambling
6		To Chicago in fourth-round trade.		
7a	DB	Ricky Odom	168	USC
7b	WR	Bill Kellar	184	Stanford
8	RB	John Henry White	195	Louisiana Tech
9	T	Larry Brown	224	Miami (Fla.)
10	DE/DT	Earl Bryant	251	Jackson State
11	S	Ray Milo	280	New Mexico State
12	C	Willie Brock	307	Colorado

Obtained Chicago's fourth-round pick (P. Woods) in exchange for the Chiefs fifth-round (131st overall) and sixth-round picks (139th overall). Obtained Philadelphia's fifth-round pick (Carey) in '77 DT Cliff Frazier trade. Obtained Baltimore's fifth-round pick (R. Woods) in '78 LB Willie Lanier trade. Obtained Washington's seventh-round pick (Kellar).

## 1977

1	CB	Gary Green	10	Baylor
2	RB	Tony Reed	37	Colorado
3	LB	Thomas Howard	67	Texas Tech
4a	RB	Mark Bailey	92	Cal St. Long Beach
4b	TE	Tony Samuels	94	Bethune-Cookman
4c	G	Darlus Helton	95	N. Carolina Central
4d	DB	Eric Harris	104	Memphis St.
5		To Pittsburgh in '76 RB Tommy Reamon trade.		
6a	DE	Rick Burleson	150	Texas
6b	RB	Andre Herrera	167	Southern Illinois
7	S	Chris Golub	177	Kansas
8a	LB	Ron Olsonoski	204	Saint Thomas
8b	WR	Waddell Smith	215	Kansas
9a	DE	Derrick Glanton	226	Bishop
9b	T	Dave Green	234	New Mexico
10	QB	Mark Vitali	261	Purdue
11	WR	Maurice Mitchell	288	Northern Michigan
12	LB	Raymond Burks	318	UCLA

Obtained Philadelphia's fourth-round pick (Bailey) and a '78 fifth-round pick in '77 DT Cliff Frazier trade. Obtained Houston's fourth-round pick (Helton) in '75 WR Elmo Wright trade. Obtained Washington's fourth-round pick (Harris) in '74 T Jim Tyrer trade. Obtained Chicago's sixth-round pick (Herrera) in '77 RB Tommy Reamon trade. Obtained Washington's eighth-round pick (Smith) in '76 DE John Matuszak trade. Obtained Buffalo's ninth-round pick (Glanton) in '75 DB Doug Jones trade.

## 1976

1	G	Rod Walters	14	Iowa
2	DT	Cliff Frazier	41	UCLA
3a	DT	Keith Simons	63	Minnesota
3b		To Green Bay in '75 RB MacArthur Lane trade.		
3c	S	Gary Barbaro	74	Nicholls State
3d	WR	Henry Marshall	79	Missouri
4		To Cincinnati in '75 LB Ken Avery trade.		
5a	DT	Willie Lee	137	Bethune-Cookman
5b	LB	Jimbo Elrod	144	Oklahoma
6a	CB	Steve Taylor	166	Kansas
6b	LB	Bob Gregolunas	167	Northern Illinois
6c	T	Calvin Harper	172	Illinois State
7	RB	Rod Wellington	196	Iowa
8	C	Orrin Olsen	222	BYU

9	<b>CB</b>	<b>Tim Collier</b>	<b>249</b>	<b>East Texas State</b>
10	<b>DE</b>	<b>Whitney Paul</b>	<b>277</b>	<b>Colorado</b>
11	TE	Bob Squires	304	Hastings
12	WR	Harold Porter	331	SW Louisiana
13	QB	Joe Bruner	361	NE Louisiana
14	T	Rick Thurman	388	Texas
15	<b>LB</b>	<b>Dave Rozumek</b>	<b>415</b>	<b>New Hampshire</b>
16	DB/P	Dennis Anderson	445	Arizona
17	RB	Pat McNeil	472	Baylor

Obtained San Francisco's third-round pick (Simons) and G Randy Beiser in '75 CB Nate Allen trade. Obtained Green Bay's third-round pick (Barbaro) in '74 QB Dean Carlson trade. Obtained Houston's third-round pick (Marshall) in '75 DE John Matuszak trade. Obtained Houston's fifth-round pick (Elrod), sixth-round pick (Taylor) and a '77 fourth-round pick in '75 WR Elmo Wright trade. Obtained Washington's sixth-round pick (Harper) in '74 T Jim Tyrer trade.

### 1975

1		To Houston in '74 DE John Matuszak trade.		
2	TE	Elmore Stephens	34	Kentucky
3	DT	Cornelius Walker	59	Rice
4		To Denver in '74 LB Tom Graham trade.		
5		To Los Angeles in '74 T Jim Nicholson trade.		
6a	RB	Morris LaGrand	137	Tampa
6b	DE	Dave Wasick	139	San Jose State
7		To Houston in '74 RB Bill Thomas trade.		
8a		To Pittsburgh in '74 WR Barry Pearson trade.		
8b	T	Wayne Hoffman	189	Oklahoma
9		To Cleveland in '74 DE Bob Briggs trade.		
10		To Denver in '74 T Tom Drougas trade.		
11	G	Dale Hegland	268	Minnesota
12	RB	James Rackley	293	Florida A&M
13	LB	John Snider	318	Stanford
14	G	Gene Moshler	346	Vanderbilt
15		To Pittsburgh in '74 DT Tom Keating trade.		
16	DE	Mark Petersen	396	Illinois
17	S	Mike Bulino	424	Pittsburgh

Obtained DE John Matuszak in exchange for DT Curley Culp and the Chiefs first-round pick (sixth overall). Obtained San Francisco's sixth-round pick (Wasick) in '74 WR Robert West trade. Obtained Washington's eighth-round (Hoffman), '76 sixth-round and '77 fourth-round picks in '74 T Jim Tyrer trade. Obtained T Tom Drougas and LB Tom Graham in exchange for the Chiefs 10th-round pick (240th overall).

### 1974

1	<b>RB</b>	<b>Woody Green</b>	<b>16</b>	<b>Arizona State</b>
2	<b>T</b>	<b>Charlie Getty</b>	<b>41</b>	<b>Penn State</b>
3	QB	Dave Jaynes	66	Kansas
4	<b>T</b>	<b>Matt Herkenhoff</b>	<b>94</b>	<b>Minnesota</b>
5		To N.Y. Giants in '73 G/T Wayne Walton trade.		
6a	RB	Jay Washington	131	Clemson
6b		To Washington.		
7	DE	LeRoy Hegge	172	S. Dakota (Springfield)
8		To N.Y. Jets in '73 DE Gerry Philbin trade.		
9	RB	J.J. Jennings	222	Rutgers
10	<b>G</b>	<b>Tom Condon</b>	<b>250</b>	<b>Boston College</b>
11	RB	Bob Thornbladh	275	Michigan
12	WR	Carl Brown	300	West Texas State
13	LB	Norm Romagnoli	328	Kentucky State
14	G	Frank Pomarico	353	Notre Dame
15	LB	Lem Burnham	378	U.S. International
16	G	Barry Beers	405	William & Mary
17	KR	Dave Langner	431	Auburn

Obtained New Orleans' sixth-round pick (Washington).

### 1973

1		To Chicago in '72 DT George Seals trade.		
2a	TE	Gary Butler	27	Rice
2b		To Los Angeles in '73 RB Willie Ellison trade.		
3a		To Baltimore in '73 WR Eldridge Dickey trade.		
3b	T/G	Paul Krause	72	Central Michigan
4a	DE	John Lohmeyer	89	Emporia State
4b		To Los Angeles in '73 QB Pete Beathard trade.		
5	DE	Fred Grambau	120	Michigan
6	DB	Doug Jones	145	San Fernando Valley St.

7	C	Donn Smith	173	Purdue
8	LB	Al Palewicz	197	Miami (Fla.)
9	G	Bill Story	223	Southern Illinois
10	CB	Willie Osley	251	Illinois
11		Choice nullified.		
12	DT	Tom Ramsey	301	Northern Arizona
13	CB	Paul Mettallo	329	Massachusetts
14	WR	Albert White	354	Fort Valley State
15		To Buffalo for previous considerations.		
16	LB	Wilbur Grooms	407	Tampa
17	DE/TE	Clayton Korver	431	SMU

Obtained Houston's second-round pick (Butler). Obtained RB Willie Ellison and CB Bob Stein in exchange for the Chiefs second-round pick. Obtained Cleveland's third-round pick (Krause) in '72 WR Frank Pitts trade. Obtained Minnesota's fourth-round pick (Lohmeyer) in '73 K Mike Eisheid trade.

### 1972

1	<b>RB</b>	<b>Jeff Kinney</b>	<b>23</b>	<b>Nebraska</b>
2		To New England for previous considerations.		
3		To Houston in '71 TE Willie Frazier trade.		
4a	WR	Andy Hamilton	97	Louisiana State
4b		To New Orleans in consideration of Charles Williams.		
5	DE/LB	Milton Davis	127	Texas - Arlington
6	DE	John Kahler	153	Long Beach State
7	QB	Dean Carlson	179	Iowa State
8	G	Scott Mahoney	205	Colorado
9	DT	Dave Taylor	231	Weber State
10	T	Richard Ruppert	257	Hawaii
11	T	Elbert Walker	283	Wisconsin
12	DT	Mike Williams	309	Oregon
13	DB	Tyler Hellams	335	South Carolina
14	LB	Dave Chaney	360	San Jose State
15	DB	Larry Marshall	387	Md-Eastern Shore
16	DE	Bob Johnson	413	Hanover
17	LB	Ted Washington	439	Miss. Valley St.

Obtained Cleveland's fourth-round pick (Hamilton) and a '73 third-round pick in '72 WR Frank Pitts trade.

### 1971

1	<b>WR</b>	<b>Elmo Wright</b>	<b>16</b>	<b>Houston</b>
2a	<b>DT</b>	<b>Wilbur Young</b>	<b>39</b>	<b>William Penn</b>
2b	DE	Scott Lewis	42	Grambling
3		To Cleveland in '70 DE Marvin Upshaw trade.		
4	TE	David Robinson	94	Jacksonville State
5	RB	Mike Adamle	120	Northwestern
6	<b>CB</b>	<b>Kerry Reardon</b>	<b>146</b>	<b>Iowa</b>
7		To New Orleans in '71 RB Jim Otis trade.		
8a	<b>S</b>	<b>Mike Sensibaugh</b>	<b>191</b>	<b>Ohio State</b>
8b	S	Rick Telander	198	Northwestern
9	T	Alvin Hawes	224	Minnesota
10	WR	Bruce Jankowski	250	Ohio State
11	CB	Nate Allen	276	Texas Southern
12	RB	Tony Esposito	302	Pittsburgh
13	QB	Chuck Hixson	328	SMU
14	DE	Bruce Bergey	354	UCLA
15	CB/S	Mike Montgomery	380	SW Texas State
16	G	Darrell Jansonius	406	Iowa State
17	DB	+Travis Hill	432	Prairie View A&M

Obtained San Diego's second-round pick (Young) in '70 RB Mike Garrett trade. Obtained Denver's eighth-round pick (Sensibaugh).

### 1970

1	T	Sid Smith	26	USC
2	LB	Clyde Werner	52	Washington
3a	DE	Billy Bob Barnett	61	Texas A&M
3b	CB	David Hadley	78	Alcorn A&M
4		To Cincinnati in '69 RB Warren McVea trade.		
5	C	Mike Oriard	130	Notre Dame
6	DT/DE	Robert Hews	156	Princeton
7	WR	Clyde Glosson	182	Texas - El Paso
8a	CB	Fred Barry	193	Boston University
8b		To Denver in '69 T Walt Barnes trade.		
9	T	Charley Evans	234	Texas Tech
10	G	Bob Stankovich	259	Arkansas
11	RB	Bill O'Neal	285	Grambling



12	G	Rodney Fedorchak	312	Pittsburgh
13	DE	Troy Patridge	338	Texas - Arlington
14	RB	Glen Dumont	364	Amer. International
15	DB	Bob Liggett	390	Nebraska
16	LB	Randy Ross	416	Kansas State
17	S	Rayford Jenkins	442	Alcorn A&M

Obtained San Francisco's third-round pick (Barnett) in '69 KR Noland Smith trade. Obtained Denver's eighth-round pick (Barry) in '69 T Walt Barnes trade.

### 1969

1	CB	Jim Marsalis	23	Tennessee State
2	RB	Ed Podolak	48	Iowa
3	TE	Morris Stroud	76	Clark (Ga.)
4a		To Denver in '68 DT Curley Culp trade.		
4b	C	Jack Rudnay	101	Northwestern
5	LB	Bob Stein	126	Minnesota
6	RB	John Pleasant	155	Alabama State
7	WR	Tom Nettles	179	San Diego State
8a	T	Clanton King	204	Purdue
8b	DB	Maurice LeBlanc	206	Louisiana State
9	G	Dan Klepper	231	Nebraska - Omaha
10	DT	John Sponheimer	257	Cornell
11	DE	Skip Wupper	282	C.W. Post
12	LB	John Lavin	309	Notre Dame
13	G	Rick Piland	335	Virginia Tech
14	CB	Al Bream	360	Iowa
15	T	Leland Winston	388	Rice
16	CB	Uriel Johnson	413	Prairie View
17	CB	Ralph Jenkins	438	Tuskegee

Obtained Boston's fourth-round pick (subsequently traded to Denver). Obtained Oakland's eighth-round pick (LeBlanc).

### 1968

1a	G	Maurice (Mo) Moorman	19	Texas A&M
1b	G	George Daney	22	Texas-El Paso
2	QB	Mike Livingston	48	SMU
3		To Denver in '68 RB Wendell Hayes trade.		
4a	TE	Mickey McCarty	90	TCU
4b		To Denver in '68 RB Wendell Hayes trade.		
5		To Buffalo in '68 G Remi Prudhomme trade.		
6		To Cincinnati in '68 NFL Expansion Draft.		
7	DB	Sam Grezaffi	184	Louisiana State
8	C	Lindon Endsley	213	North Texas State
9	LB	Wayne (Mac) McClure	239	Mississippi
10	WR	Jack Gehrke	265	Utah
11	DE	Tom Nosewicz	294	Tulane
12	DB	Bobby Johns	320	Alabama
13	WR	Jim Kavanagh	346	Boston College
14	RB	Robert Holmes	375	Southern
15	C	Bill Chambless	401	Miami (Fla.)
16	T	Pat Talburt	427	SW Missouri State
17	RB	Wesley Williams	456	Texas Southern

Obtained Houston's first-round pick (Daney), QB Jacky Lee and DT Ernie Ladd in exchange for QB Pete Beathard. Obtained RB Wendell Hayes and DB Goldie Sellers in exchange for the Chiefs third and fourth-round picks. Obtained Buffalo's fourth-round pick (McCarty).

### 1967

1	DT	Gene Trosch	24	Miami
2a	LB	Jim Lynch	47	Notre Dame
2b	LB	Willie Lanier	50	Morgan State
3	TE	Billy Masters	77	Louisiana State
4	G	Ron Zwernemann	104	East Texas State
5		To Buffalo for previous considerations.		
6	KR	Noland Smith	156	Tennessee State
7	C	Richard Erickson	183	Wisconsin - Stout
8	T	Thomas Altmeier	209	Luther
9	DT	Ed Pope	235	Jackson State
10		To Houston in '66 C Wayne Frazier trade.		
11	G	William Braswell	286	Auburn
12a	G	Richard Kolowski	303	Lake Forest
12b	WR	Kent Lashley	313	Oklahoma
13	RB	Linwood Simmons	339	Edward Waters
14	DT	John Bishop	365	Delta State
15	FB	Denny Capponi	391	Xavier
16	HB	Charlie Noggle	417	North Carolina St.
17	WR	David Lattin	443	Texas Western

Obtained Boston's second-round pick (Lynch). Obtained San Diego's 12th-round pick (Kolowski).

### 1966

1	DE	Aaron Brown	Minnesota
2	T	Francis Peay	Missouri
3	T	Walt Barnes	Nebraska
4	HB	Elijah Gipson	Bethune - Cookman
5	G	Doug Van Horn	Ohio State
6	C	John Osmond	Tulsa
7	K	Charles Gogolak	Princeton
8	DB	Fletcher Smith	Tennessee State
9	E/DB	Dick Smith	Northwestern
10	DB	Fred Dawston	South Carolina St.
11	DB	Willie Ray Smith	Kansas
12	DB	Bill Bonds	McMurry
13	E/K	Wayne Walker	NW Louisiana
14	FB	Charles Harraway	San Jose State
15	G	Bruce Van Dyke	Missouri
16	FB	Tom Barington	Ohio State
17	FB	Walt Garrison	Oklahoma State
18	DB	Hal Seymour	Florida
19	E	Bob Dunlevy	West Virginia
20	RB	Mike Garrett	USC

### 1966 REDSHIRTS

1	E/DB	George Youngblood	Cal St. Los Angeles
2	T	Robert Pickens	Nebraska
3	K	Jan Stenerud	Montana State
4	HB	Dan Berry	California
5	LB	Lynn Senkbell	Nebraska
6	DB	Dick Reding	NW Louisiana
7	T	Bill Ogle	Stanford
8	DB	Mel Myricks	Washburn
9	DT	Perry Parks	Cal St. Los Angeles
10	K	Elmer Collett	Cal St. SF
11	T	Denis Moore	USC

### 1965

1	RB	Gale Sayers	5	Kansas
2a	G	Jack Chapple	13	Stanford
2b	LB	Ron Caveness	16	Arkansas
3	FB	Mike Curtis	21	Duke
4a	WR	Otis Taylor	29	Prairie View A&M
4b	WR	Frank Pitts	32	Southern
5	HB	Smith Reed	37	Alcorn State
6	DB	Mickey Sutton	45	Auburn
7a	WR	Gloster Richardson	49	Jackson St.
7b	DB/K	Lou Bobich	53	Michigan State
8	QB/K	Danny Thomas	61	SMU
9	C	Joe Cerne	69	Northwestern
10	DB	Bob Howard	77	Stanford
11	T	Al Piriano	85	Wisconsin
12	LB	Mike Cox	93	Iowa State
13	DB/E	Robert Bonds	101	San Jose State
14	DB	Fred Dotson	109	Wiley
15	G	Dave Powless	117	Illinois
16	T	Stan Irvine	125	Colorado
17	LB	Don Croftcheck	133	Indiana
18	TE	Jerry Smith	141	Arizona State
19	C	Mike Alford	149	Auburn
20	HB	Bill Symons	157	Colorado

Obtained Buffalo's second-round pick (Caveness). Obtained Buffalo's fourth-round pick (Pitts). Obtained Houston's seventh-round pick (Richardson).

### 1965 REDSHIRTS

1	DT	Alphonse Dotson	Grambling
2	DT	Frank Cornish	Grambling
3	HB	Henry Carr	Arizona State
4	T	Steve Cox	South Carolina
5	E	John Thomas	Southern California
6	G	John Wilbur	Stanford
7	HB	Bill Moore	Mississippi State
8	DB	Roosevelt Ellerbe	Iowa State
9	HB	Bruce McLenna	Hillsdale
10	E	Chuck Drulis	Duke
11	E	Bill Scott	NE Oklahoma
12	HB	Lonnie Price	SW Louisiana

## 1964

1	QB	Pete Beathard	2	USC
2	E	Billy Martin	10	Georgia Tech
3	T	Ken Kortas	18	Louisville
4	T	<b>Ed Lothamer</b>	<b>26</b>	<b>Michigan State</b>
5		To Buffalo.		
6a	DB	Duke Carlisle	42	Texas
6b	RB	Joe Don Looney	44	Oklahoma
7	E	John Simon	50	Notre Dame
8	WR	Hal Bedsole	58	USC
9	T	Tony DiMidio	66	West Chester State
10a	E	Clay Stephens	73	Notre Dame
10b		To San Diego.		
11	LB	Tommy Crutcher	82	Texas Christian
12a		To Buffalo.		
12b	E	Jake Adams	93	Virginia Tech
13a	C	<i>Orville Hudson</i>	<i>98</i>	<i>East Texas St.</i>
13b	HB	Jay Wilkinson	102	Duke
14	HB	*Paul Costa	106	Notre Dame
15	FB	*Jim Snowden	114	Notre Dame
16	QB	*Roger Staubach	122	Navy
17	T	Jack Peterson	130	Nebraska - Omaha
18	T	*Jerry Knoll	138	Washington
19	E	*Jerry Lamb	146	Arkansas
20a	E	*Sandy Sands	153	Texas
20b	HB	*Bob Hohn	154	Nebraska
21	T	*Bob Burrows	162	East Texas State
22	T	*Dick Evers	170	Colorado State
23	E	*Bud Abell	178	Missouri
24	T	*Robert Young	186	Austin
25	T	*Jerry McClurg	194	Colorado
26	HB	*Phil Zera	202	St. Joseph's (IN)

Obtained Buffalo's sixth-round pick (Carlisle). Obtained Denver's 10th-round pick (Stephens). Obtained Boston's 12th-round pick (Adams) in '63 T Gerry DeLucca trade. Obtained Houston's 13th-round pick (Hudson). Obtained Denver's 20th-round pick (Hohn).

## 1963

1a	DT	<b>Buck Buchanan</b>	<b>1</b>	<b>Grambling</b>
1b	G	<b>Ed Budde</b>	<b>8</b>	<b>Michigan State</b>
2	T	Walter Rock	16	Maryland
3	T	Don Brumm	24	Purdue
4	G	Daryl Sanders	32	Ohio State
5	E	John Campbell	40	Minnesota
6		To Buffalo.		
7	LB	<b>Bobby Bell</b>	<b>56</b>	<b>Minnesota</b>
8	HB	John Sklopan	64	Southern Miss.
9	E	Jan Barrett	72	Fresno State
10	T	Curt Farrier	80	Montana State
11a	RB	Lindy Infante	81	Florida
11b	P/FB	<b>Jerrel Wilson</b>	<b>88</b>	<b>Southern Miss.</b>
12		To New York.		
13	G	Dennis Ward	104	Oklahoma
14a	HB	Stone Johnson	105	Grambling
14b	HB	*Jim (Preacher) Pilot	112	New Mexico State
15	HB	*Joe Auer	120	Georgia Tech
16	E	*Mel Profit	128	UCLA
17	QB	Billy Moore	136	Arkansas
18	T	<i>Bill Freeman</i>	<i>144</i>	<i>Southern Miss.</i>
19		To Denver.		
20	T	*Lowell Vaught	160	SW Louisiana
21	T	*Ernie Boggetti	168	Pittsburgh
22	T	*John Maczuzak	176	Pittsburgh
23	HB	Bob Yaksick	184	Rutgers
24	T	<b>Dave Hill</b>	<b>192</b>	<b>Auburn</b>
25	LB	*John Hughes	200	SMU
26	C	*Tumley Todd	208	Virginia
27	E	*Billy Clay	216	Arkansas
28	E	*Gordon Scarborough	224	East Texas State
29	HB	*John Sisk	232	Miami (FL)

Obtained Oakland's first-round pick (Buchanan) in '62 QB Cotton Davidson trade. Obtained Oakland's 11th-round selection (Infante). Infante was subsequently traded to Buffalo in exchange for RB Ronnie Goodwin (11th-round pick - Buffalo). G Dennis Ward was subsequently traded to Houston. Obtained Oakland's 14th-round pick (Johnson).

## 1962

1	HB	Ronnie Bull	3	Baylor
2	E	<i>Bill Miller</i>	<i>11</i>	<i>Miami (Fla.)</i>
3	QB	<i>Eddie Wilson</i>	<i>19</i>	<i>Arizona</i>
4a	T	Charles Hinton	27	N. Carolina Central
4b	C	Irv Goode	28	Kentucky
5	T	Bobby Plummer	35	TCU
6	T	Al Hinton	43	Iowa
7		To San Diego.		
8	T	Larry Bowie	59	Purdue
9	T	Marshall Shirk	67	UCLA
10	HB	<i>James Saxton</i>	<i>75</i>	<i>Texas</i>
11a	QB	<b>Bobby Hunt</b>	<b>81</b>	<b>Auburn</b>
11b	T	Guy Reese	83	SMU
12	HB	Bobby Lee Thompson	91	Arizona
13		To Buffalo.		
14	G	*Bookie Bolin	107	Mississippi
15	E	*Dave Graham	115	Virginia
16	E	Pettis Norman	123	Johnson C. Smith
17	E/K	<b>Tommy Brooker</b>	<b>131</b>	<b>Alabama</b>
18	T	Joe Carollo	139	Notre Dame
19	HB	Lee Welch	147	Mississippi State
20	G	Mike Samcheski	155	Lehigh
21	T	*Kent Martin	163	Wake Forest
22	T	<i>Jim Bernhardt</i>	<i>171</i>	<i>Linfield (Ore.)</i>
23	T	<i>Russ Foret</i>	<i>179</i>	<i>Georgia Tech</i>
24	QB	Pat Trammell	187	Alabama
25	E	John Burrell	195	Rice
26	QB	*Walt Rappold	203	Duke
27	HB	*Scott Tyler	211	Miami (Ohio)
28	T	*Jim Thrush	219	Xavier
29	HB	*Ed Ryan	227	Michigan State
30	HB	*Don Goodman	235	Florida
31	T	*Eueristo Nino	243	East Texas State
32	HB	*Joel Arrington	251	Duke
33	HB	*Jack Wilson	259	Duke
34	C	*Rodger Shoals	267	Maryland

Obtained Buffalo's fourth-round pick (Hinton). Obtained E Bill Hull (fifth-round pick - Boston) in a post-draft trade. Obtained QB Bobby Ply (fifth-round pick - N.Y. Titans) in a post-draft trade. Obtained Oakland's 11th-round pick (Hunt).

## 1961

1	LB	<b>E.J. Holub</b>	<b>Texas Tech</b>
2	DT	Bob Lilly	TCU
3	T	<b>Jim Tyrer</b>	<b>Ohio State</b>
4	E	Claude Mooman	Duke
5	DT	<b>Jerry Mays</b>	<b>SMU</b>
6		To Los Angeles.	
7	TE	<b>Fred Arbanas</b>	<b>Michigan State</b>
8	T	<i>John O'Day</i>	<i>Miami</i>
9	T	Dick Mills	Pittsburgh
10	E	Jerry Daniels	Mississippi
11	HB	Marvin Tibbetts	Georgia Tech
12	HB	<i>Paul Hynes</i>	<i>Louisiana Tech</i>
13	HB	Glynn Gregory	SMU
14	RB	<b>*Curtis McClinton</b>	<b>Kansas</b>
15a	T	Ed Nutting	Georgia Tech
15b	G	Roy Lee Rambo	Texas Christian
16	E	Aaron Thomas	Oregon State
17	HB	<i>Jarrell Williams</i>	<i>Arkansas</i>
18	RB	Ron Hartline	Oklahoma
19	HB	<i>Frank Jackson</i>	<i>SMU</i>
20	E	*Bob Lane	Baylor
21	QB	*Dick Thornton	Northwestern
22	HB	Ed Sharockman	Pittsburgh
23	T	*Lou Zivkovich	New Mexico State
24	G	Pat Dye	Georgia
25	QB	Ray Ramsey	Adams State
26	HB	<i>Danny House</i>	<i>Davidson</i>
27	QB	Bob Schloredt	Washington
28	G	Bill Stine	Michigan
29	RB	*Lonnie Caddell	Rice
30	E	<i>Cedric Price</i>	<i>Kansas State</i>

Obtained Boston's 15th-round pick (Nutting).



## 1960

### (First Selections)

E	Jack Atcheson	Western Illinois
T	George Boone	Kentucky
<b>E</b>	<b>Chris Burford</b>	<b>Stanford</b>
T	Earl Ray Butler	North Carolina
E	Gail Cogdill	Washington State
HB	James Crotty	Notre Dame
T	Gary Ferguson	SMU
C	Tom Glynn	Boston College
T	Gene Gossage	Northwestern
T	Jim Heineke	Wisconsin
T/G	William Jerry	South Carolina
T	John Kapele	Brigham Young
RB	Louis Kelley	New Mexico State
T/G	Gilmer Lewis	Oklahoma
T/G	John Malmberg	Knox College
C	Arvie Martin	Texas Christian
QB	Don Meredith	SMU
HB	Tom Moore	Vanderbilt
E	Ola Murchison	Pacific
C	Bob Nelson	Wisconsin
E	Jim Norton	Idaho
QB	Warren Rabb	Louisiana State
HB	Howard Ringwood	Brigham Young
<b>HB</b>	<b>Johnny Robinson</b>	<b>Louisiana State</b>
FB	John Saunders	South Carolina
FB	Glenn Shaw	Kentucky
HB	Gordon Speer	Rice
G	Jack Stone	Oregon
<b>G</b>	<b>Marvin Terrell</b>	<b>Mississippi</b>

G	Emery Turner	Purdue
E	Joe Vader	Kansas State
HB	Carroll Zaruba	Nebraska
(Second Selections)		
T/G	Grady Alderman	Detroit
T/G	Herman Alexander	Findlay (Ohio)
HB	Taz Anderson	Georgia Tech
T/G	Jim Beaver	Florida
T/G	*Bill Beck	Gustavus Adolphus
T/G	*Doug Pat Brown	Fresno State
HB	Gary Campbell	Whittier (Calif.)
QB	Vernon Cole	North Texas State
T/G	Toby Deese	Georgia Tech
T/G	Carl Dumbaid	West Virginia
C	Charles Elizay	Southern Mississippi
HB	Tom Gates	San Bernardino (Calif.)
HB	Austin Gonsoulin	Baylor
HB	Clark Holden	Southern California
T/G	DeWitt Hoopes	Northwestern
T/G	Don Leebern	Georgia
C	Bill Thompson	Georgia
E	Billy Trantum	Arkansas
E	Jim Vickers	Georgia
E	Larry Ward	Lamar Tech
HB	Paul Winslow	North Carolina Central

### KEY


*Italics Indicates Signed by Chiefs*  
*\* Indicates Future Choice + Pick Voided by League*  
**Bold Indicates An Eventual Regular Starter**

## CHIEFS ALL-TIME FIRST-ROUND DRAFT PICKS

Year	Pos.	Player	Pick #	Year	Pos.	Player	Pick #	Year	Pos.	Player	Pick #
2014	LB	Dee Ford	23	1994	RB	Greg Hill	25	1975		Traded to Houston.	6
2013	T	Eric Fisher	1	1993		Traded to San Francisco.	18	1974	RB	Woody Green	16
2012	DT	Dontari Poe	11	1992	CB	Dale Carter	20	1973		Traded to Chicago.	17
2011	WR	Jonathan Baldwin	26	1991	RB	Harvey Williams	21	1972	RB	Jeff Kinney	23
2010	S	Eric Berry	5	1990	LB	Percy Snow	13	1971	WR	Elmo Wright	16
2009	DE	Tyson Jackson	3	1989	LB	Derrick Thomas	4	1970	T	Sid Smith	26
2008	DT	Glenn Dorsey	5	1988	DE	Neil Smith	2	1969	CB	Jim Marsalis	23
	T	Branden Albert	15	1987	RB	Paul Palmer	19	1968	G	Mo Moorman	19
2007	WR	Dwayne Bowe	23	1986	T	Brian Jozwiak	8		G	George Daney	22
2006	DE	Tamba Hali	20	1985	RB	Ethan Horton	15	1967	DT	Gene Trosch	24
2005	LB	Derrick Johnson	15	1984	NT	Bill Maas	5	1966	DE	Aaron Brown	--
2004		Traded to Detroit.	30		T	John Alt	21	1965	RB	Gale Sayers*	--
2003	RB	Larry Johnson	27	1983	QB	Todd Blackledge	7	1964	QB	Pete Beathard	2
2002	DT	Ryan Sims	6	1982	WR	Anthony Hancock	11	1963	DT	Buck Buchanan	1
2001		Traded to St. Louis.	12	1981	TE	Willie Scott	14		G	Ed Budde	8
2000	WR	Sylvester Morris	21	1980	G	Brad Budde	11	1962	HB	Ronnie Bull*	3
1999	T	John Tait	14	1979	DE	Mike Bell	2	1961	LB	E.J. Holub	--
1998	T	Victor Riley	27		QB	Steve Fuller	23	1960	QB	Don Meredith*	--
1997	TE	Tony Gonzalez	13	1978	DE	Art Still	2				
1996	S	Jerome Woods	28	1977	CB	Gary Green	10				
1995	T	Trezelle Jenkins	31	1976	G	Rod Walters	14				

\* Signed with NFL


# ALL-TIME STARTING QUARTERBACKS




**Joe Montana**  
1993-94  
17-8 (.680)



**Steve Bono**  
1994-96  
21-10 (.677)



**Len Dawson**  
1962-75  
94-56-8 (.620)




**Dave Krieg**  
1992-93  
13-8 (.619)

## YEAR-BY-YEAR RESULTS

Year	Quarterback	Record	Year	Quarterback	Record
1960	Cotton Davidson	8-6	1987	Bill Kenney	3-5
1961	Cotton Davidson	5-7		Todd Blackledge	1-1
	Randy Duncan	1-1		Frank Seurer	0-2
1962	Len Dawson	11-3		Matt Stevens*	0-2
1963	Len Dawson	5-7-1		Doug Hudson*	0-1
	Eddie Wilson	0-0-1	1988	Steve DeBerg	4-6-1
1964	Len Dawson	7-7		Bill Kenney	0-5
1965	Len Dawson	6-4-2	1989	Steve DeBerg	6-4
	Pete Beathard	1-1		Ron Jaworski	1-2
1966	Len Dawson	11-2-1		Steve Pelluer	1-1-1
1967	Len Dawson	9-5	1990	Steve DeBerg	11-5
1968	Len Dawson	11-2	1991	Steve DeBerg	10-5
	Jacky Lee	1-0		Mark Vlasic	0-1
1969	Len Dawson	5-2	1992	Dave Krieg	10-6
	Jacky Lee	0-1	1993	Joe Montana	8-3
	Mike Livingston	6-0		Dave Krieg	3-2
1970	Len Dawson	6-5-2	1994	Joe Montana	9-5
	Mike Livingston	1-0		Steve Bono	0-2
1971	Len Dawson	9-3-1	1995	Steve Bono	13-3
	Mike Livingston	1-0	1996	Steve Bono	8-5
1972	Len Dawson	7-5		Rich Gannon	1-2
	Mike Livingston	1-1	1997	Elvis Grbac	8-2
1973	Len Dawson	3-2-1		Rich Gannon	5-1
	Mike Livingston	4-3-1	1998	Elvis Grbac	2-4
1974	Len Dawson	3-5		Rich Gannon	5-5
	Mike Livingston	2-4	1999	Elvis Grbac	9-7
1975	Mike Livingston	4-3	2000	Elvis Grbac	7-8
	Len Dawson	1-4		Warren Moon	0-1
	Tony Adams	0-2	2001	Trent Green	6-10
1976	Mike Livingston	5-9	2002	Trent Green	8-8
1977	Mike Livingston	1-10	2003	Trent Green	13-3
	Tony Adams	1-2	2004	Trent Green	7-9
1978	Mike Livingston	4-10	2005	Trent Green	10-6
	Tony Adams	0-2	2006	Trent Green	4-4
1979	Mike Livingston	1-3		Damon Huard	5-3
	Steve Fuller	6-6	2007	Damon Huard	4-6
1980	Steve Fuller	6-7		Brodie Croyle	0-6
	Bill Kenney	2-1	2008	Brodie Croyle	0-2
1981	Bill Kenney	8-5		Damon Huard	1-2
	Steve Fuller	1-2		Tyler Thigpen	1-10
1982	Bill Kenney	3-3	2009	Matt Cassel	4-11
	Steve Fuller	0-3		Brodie Croyle	0-1
1983	Bill Kenney	6-10	2010	Matt Cassel	10-5
1984	Bill Kenney	4-4		Brodie Croyle	0-1
	Todd Blackledge	4-4	2011	Matt Cassel	4-5
1985	Bill Kenney	3-7		Tyler Palko	1-3
	Todd Blackledge	3-3		Kyle Orton	2-1
1986	Todd Blackledge	5-3	2012	Matt Cassel	1-7
	Bill Kenney	5-3		Brady Quinn	1-7
			2013	Alex Smith	11-4
				Chase Daniel	0-1

\*Denotes replacement player



**Steve DeBerg**  
1988-91  
31-20-1 (.606)



**Rich Gannon**  
1995-98  
11-8 (.579)



**Elvis Grbac**  
1997-00  
26-21 (.553)



**Trent Green**  
2001-06  
48-40 (.545)

# ALL-TIME CHIEFS STARTING QB RECORDS



## REGULAR SEASON WINNING PERCENTAGE

	PLAYER	YEAR(S) STARTED	RECORD	WIN PCT.
1.	Alex Smith	2013	11-4	.733
2.	Joe Montana	1993-94	17-8	.680
3.	Steve Bono	1994-96	21-10	.677
4.	Kyle Orton	2011	2-1	.667
5.	Len Dawson	1962-75	94-56-8	.620
6.	Dave Krieg	1992-93	13-8	.619
7.	Steve DeBerg	1988-91	31-20-1	.606
8.	Rich Gannon	1996-98	11-8	.579
9.	Elvis Grbac	1997-00	26-21	.553
10.	Trent Green	2001-06	48-40	.545
11.	Todd Blackledge	1984-86	13-11	.542
12.	Pete Beathard	1965	1-1	.500
	Cotton Davidson	1960-61	13-13	.500
	Randy Duncan	1961	1-1	.500
	Jacky Lee	1968-69	1-1	.500
	Steve Pelluer	1989	1-1-1	.500
	Eddie Wilson	1963	0-0-1	.500
18.	Damon Huard	2006-08	10-11	.476
19.	Matt Cassel	2009-12	19-28	.404
20.	Bill Kenney	1981-87	34-43	.442
21.	Steve Fuller	1979-80	13-18	.419
22.	Mike Livingston	1969, 1973-78	30-43-1	.412
23.	Ron Jaworski	1989	1-2	.333
24.	Tyler Palko	2011	1-3	.250
25.	Tony Adams	1975, 1977-78	1-6	.143
26.	Brady Quinn	2012	1-7	.125
27.	Tyler Thigpen	2008	1-10	.091
28.	Doug Hudson*	1987	0-1	.000
	Warren Moon	2000	0-1	.000
	Mark Vlasic	1991	0-1	.000
	Chase Daniel	2013	0-1	.000
	Frank Seurer	1987	0-2	.000
	Matt Stevens*	1987	0-2	.000
	Brodie Croyle	2007-10	0-10	.000

\*Denotes replacement player.

## REGULAR SEASON WINNING PERCENTAGE AT ARROWHEAD

	PLAYER	YEARS STARTED	STARTS	RECORD	WIN PCT.
1.	Joe Montana	1993-94	12	10-2	.833
2.	Dave Krieg	1992-93	11	9-2	.818
3.	Steve Bono	1994-96	16	13-3	.813
4.	Rich Gannon	1996-98	9	7-2	.778
5.	Steve DeBerg	1988-91	27	20-7	.741

\*Minimum of five starts.

## MOST REGULAR SEASON GAMES STARTED

	PLAYER	YEARS STARTED	STARTS	RECORD	WIN PCT.
1.	Len Dawson	1962-75	158	94-56-8	.620
2.	Trent Green	2001-06	88	48-40	.545
3.	Bill Kenney	1981-87	77	34-43	.442
4.	Mike Livingston	1969, 1973-78	75	31-43-1	.413
5.	Steve DeBerg	1988-91	52	31-20-1	.596

## PLAYOFF RESULTS

	PLAYER	PLAYOFF SEASONS	STARTS	RECORD	WIN PCT.
1.	Len Dawson	1962, 1966, 1968-69, 1971	8	5-3	.625
2.	Joe Montana	1993-94	4	2-2	.500
3.	Steve DeBerg	1990-91	3	1-2	.333
4.	Trent Green	2003, 2006	2	0-2	.000
5.	Todd Blackledge	1986	1	0-1	.000
	Dave Krieg	1992	1	0-1	.000
	Steve Bono	1995	1	0-1	.000
	Elvis Grbac	1997	1	0-1	.000
	Matt Cassel	2010	1	0-1	.000
	Alex Smith	2013	1	0-1	.000

# GAME-BY-GAME STARTING QUARTERBACKS



## 1960 (8-6)

Date	Result	Opp.	Chiefs QB	Opp. QB
9/10	L 20-21	@ LAC	Davidson	Kemp
9/16	W 34-16	@ OAK	Davidson	Flores
9/25	W 17-10	LAC	Davidson	Kemp
10/2	L 35-37	NYT	Davidson	Dorow
10/9	L 19-20	OAK	Davidson	Flores
10/16	L 10-20	@ HOU	Davidson	Blanda
10/30	W 17-14	@ DEN	Davidson	Tripucka
11/6	W 45-28	@ BUF	Davidson	Green
11/13	W 34-7	DEN	Davidson	Tripucka
11/18	L 14-42	@ BOS	Davidson	Songin
11/24	L 35-41	@ NYT	Davidson	Dorow
12/4	W 24-0	HOU	Davidson	Lee
12/11	W 34-0	BOS	Davidson	Songin
12/18	W 24-7	BUF	Davidson	Lucas
		<b>Home Road</b>	<b>Neutral</b>	<b>Overall</b>
Davidson		5-2 3-4	0-0	8-6

## 1961 (11-3)

Date	Result	Opp.	Chiefs QB	Opp. QB
9/10	L 10-26	SD	Davidson	Kemp
9/24	W 42-35	@ OAK	Duncan	Flores
10/1	W 26-21	HOU	Davidson	Blanda
10/8	W 19-12	@ DEN	Davidson	Tripucka
10/15	L 24-27	@ BUF	Davidson	Reynolds
10/22	L 7-38	@ HOU	Davidson	Lee
10/29	L 17-18	BOS	Duncan	Parilli
11/3	L 21-28	@ BOS	Davidson	Songin
11/12	L 20-30	BUF	Davidson	Raab
11/19	L 14-24	@ SD	Davidson	Kemp
11/26	W 43-11	OAK	Davidson	Flores
12/3	L 7-28	@ NYT	Davidson	Dorow
12/10	W 49-21	DEN	Davidson	Tripucka
12/17	W 35-24	NYT	Davidson	Dorow
		<b>Home Road</b>	<b>Neutral</b>	<b>Overall</b>
Davidson		4-2 1-5	0-0	5-7
Duncan		0-1 1-0	0-0	1-1

## 1962 (11-3)

Date	Result	Opp.	Chiefs QB	Opp. QB
9/8	W 42-28	BOS	Dawson	Parilli
9/23	W 26-16	@ OAK	Dawson	Davidson
9/30	W 41-21	BUF	Dawson	Dorow
10/7	L 28-32	@ SD	Dawson	Wood
10/12	W 27-7	@ BOS	Dawson	Parilli
10/21	W 20-17	NYT	Dawson	Green
10/28	W 31-7	@ HOU	Dawson	Blanda
11/4	L 6-14	HOU	Dawson	Blanda
11/11	W 52-31	@ NYT	Dawson	Green
11/18	W 24-3	@ DEN	Dawson	Tripucka
11/25	W 35-7	OAK	Dawson	Davidson
12/2	L 14-23	@ BUF	Dawson	Kemp
12/9	W 17-10	DEN	Dawson	Tripucka
12/16	W 26-17	SD	Dawson	Hadl
<b>AFL Championship Game</b>				
12/23	W 20-17**	@ HOU	Dawson	Blanda
		<b>Home Road</b>	<b>Neutral</b>	<b>Overall</b>
Dawson		6-1 5-2 (1-0)	0-0	11-3 (1-0)

## 1963 (5-7-2)

Date	Result	Opp.	Chiefs QB	Opp. QB
9/7	W 59-7	@ DEN	Dawson	Tripucka
9/22	T 27-27	@ BUF	Dawson	Kemp
9/29	L 10-24	@ SD	Dawson	Rote
10/6	W 28-7	HOU	Dawson	Blanda
10/13	L 26-35	BUF	Dawson	Kemp
10/20	L 17-38	SD	Dawson	Rote
10/27	L 7-28	@ HOU	Dawson	Blanda
11/3	L 7-10	@ OAK	Dawson	Flores

11/8	L 7-22	OAK	Dawson	Flores
11/17	T 24-24	@ BOS	Wilson	Parilli
12/1	L 0-17	@ NYJ	Dawson	Wood
12/8	W 52-21	DEN	Dawson	Slaughter
12/14	W 35-3	BOS	Dawson	Parilli
12/22	W 48-0	NYJ	Dawson	Hall
		<b>Home Road</b>	<b>Neutral</b>	<b>Overall</b>
Dawson		4-3 1-4-1	0-0	5-7-1
Wilson		0-0 0-0-1	0-0	0-0-1

## 1964 (7-7)

Date	Result	Opp.	Chiefs QB	Opp. QB
9/13	L 17-34	@ BUF	Dawson	Kemp
9/27	W 21-9	@ OAK	Dawson	Flores
10/4	W 28-7	HOU	Dawson	Blanda
10/11	L 27-33	@ DEN	Dawson	Lee
10/18	L 22-35	BUF	Dawson	Kemp
10/23	L 7-24	@ BOS	Dawson	Parilli
11/1	W 49-39	DEN	Dawson	Slaughter
11/8	W 42-7	OAK	Dawson	Davidson
11/15	L 14-28	SD	Dawson	Hadl
11/22	W 28-19	@ HOU	Dawson	Trull
11/29	L 14-27	@ NYJ	Dawson	Wood
12/6	L 24-31	BOS	Dawson	Parilli
12/13	W 49-6	@ SD	Dawson	Rote
12/20	W 24-7	NYJ	Dawson	Liske
		<b>Home Road</b>	<b>Neutral</b>	<b>Overall</b>
Dawson		4-3 3-4	0-0	7-7

## 1965 (7-5-2)

Date	Result	Opp.	Chiefs QB	Opp. QB
9/12	L 10-37	@ OAK	Dawson	Flores
9/18	W 14-10	@ NYJ	Dawson	Taliaferro
9/26	T 10-10	@ SD	Dawson	Hadl
10/3	W 27-17	BOS	Dawson	Parilli
10/10	W 31-23	@ DEN	Beathard	Slaughter
10/17	L 7-23	BUF	Dawson	Kemp
10/24	L 36-38	@ HOU	Beathard	Trull
10/31	W 14-7	OAK	Dawson	Wood
11/7	L 10-13	NYJ	Dawson	Taliaferro
11/14	W 31-7	SD	Dawson	Hadl
11/21	T 10-10	@ BOS	Dawson	Parilli
11/28	W 52-21	HOU	Dawson	Blanda
12/12	L 25-34	@ BUF	Dawson	Kemp
12/19	W 45-35	DEN	Dawson	McCormick
		<b>Home Road</b>	<b>Neutral</b>	<b>Overall</b>
Dawson		5-2 1-2-2	0-0	6-4-2
Beathard		0-0 1-1	0-0	1-1

## 1966 (11-2-1)

Date	Result	Opp.	Chiefs QB	Opp. QB
9/11	W 42-20	@ BUF	Dawson	Kemp
9/18	W 32-10	@ OAK	Dawson	Davidson
9/25	W 43-24	@ BOS	Dawson	Parilli
10/2	L 14-29	BUF	Dawson	Kemp
10/8	W 37-10	DEN	Dawson	McCormick
10/16	L 13-34	OAK	Dawson	Flores
10/23	W 56-10	@ DEN	Dawson	Choboian
10/30	W 48-23	HOU	Dawson	Blanda
11/6	W 24-14	SD	Dawson	Hadl
11/13	W 34-16	MIA	Dawson	Wilson
11/20	T 27-27	BOS	Dawson	Parilli
11/27	W 32-24	@ NYJ	Dawson	Namath
12/11	W 19-18	@ MIA	Dawson	Wood
12/18	W 27-17	@ SD	Dawson	Hadl

### AFL Championship Game

1/1	W 31-7	@ BUF	Dawson	Kemp
-----	--------	-------	--------	------

### Super Bowl I

1/15	L 10-35	GB	Dawson	Starr
		<b>Home Road</b>	<b>Neutral</b>	<b>Overall</b>
Dawson		4-2-1 7-0 (1-0)	0-0 (0-1)	11-2-1 (1-1)



### 1967 (9-5)

Date	Result	Opp.	Chiefs QB	Opp. QB
9/9	W 25-20	@ HOU	Dawson	Lee
9/24	W 24-0	@ MIA	Dawson	Griese
10/1	L 21-23	@ OAK	Dawson	Lamonica
10/8	W 41-0	MIA	Dawson	Norton
10/15	L 31-45	@ SD	Dawson	Hadl
10/22	L 19-24	HOU	Dawson	Beathard
10/29	W 52-9	DEN	Dawson	Tensi
11/5	W 42-18	NYJ	Dawson	Namath
11/12	W 33-10	@ BOS	Dawson	Parilli
11/19	L 16-17	SD	Dawson	Hadl
11/23	L 22-44	OAK	Dawson	Lamonica
12/3	W 23-13	BUF	Dawson	Kemp
12/10	W 21-7	@ NYJ	Dawson	Namath
12/17	W 38-24	@ DEN	Dawson	Tensi
	<b>Home</b>	<b>Road</b>	<b>Neutral</b>	<b>Overall</b>
Dawson	4-3	5-2	0-0	9-5

### 1968 (12-2)

Date	Result	Opp.	Chiefs QB	Opp. QB
9/9	W 26-21	@ HOU	Dawson	Beathard
9/15	L 19-20	NYJ	Dawson	Namath
9/22	W 34-2	DEN	Dawson	LeClair
9/28	W 48-3	@ MIA	Dawson	Griese
10/5	W 18-7	@ BUF	Dawson	Darragh
10/13	W 13-3	CIN	Dawson	Stofa
10/20	W 24-10	OAK	Dawson	Lamonica
10/27	W 27-20	SD	Dawson	Hadl
11/3	L 21-38	@ OAK	Dawson	Lamonica
11/10	W 16-9	@ CIN	Lee	Wyche
11/17	W 31-17	BOS	Dawson	Sherman
11/28	W 24-10	HOU	Dawson	Beathard
12/8	W 40-3	@ SD	Dawson	Hadl
12/14	W 30-7	@ DEN	Dawson	Briscoe

#### AFL Divisional Playoff Game

12/22	L 6-41	@ OAK	Dawson	Lamonica
	<b>Home</b>	<b>Road</b>	<b>Neutral</b>	<b>Overall</b>
Dawson	6-1	6-1 (0-1)	0-0	12-2 (0-1)
Lee	0-0	1-0	0-0	1-0

### 1969 (11-3)

Date	Result	Opp.	Chiefs QB	Opp. QB
9/14	W 27-9	@ SD	Dawson	Hadl
9/21	W 31-0	@ BOS	Dawson	Taliaferro
9/28	L 19-24	@ CIN	Lee	Cook
10/5	W 26-13	@ DEN	Livingston	Tensi
10/12	W 24-0	HOU	Livingston	Beathard
10/19	W 17-10	MIA	Livingston	Griese
10/26	W 42-22	CIN	Livingston	Wyche
11/2	W 29-7	@ BUF	Livingston	Briscoe
11/9	W 27-3	SD	Dawson	Domres
11/16	W 34-16	@ NYJ	Dawson	Namath
11/23	L 24-27	OAK	Dawson	Lamonica
11/27	W 31-17	DEN	Dawson	Tensi
12/7	W 22-19	BUF	Livingston	Kemp
12/13	L 6-10	@ OAK	Dawson	Lamonica

#### AFL Divisional Playoff Game

12/20	W 13-6	@ NYJ	Dawson	Namath
-------	--------	-------	--------	--------

#### AFL Championship Game

1/4	W 17-7	@ OAK	Dawson	Lamonica
-----	--------	-------	--------	----------

#### Super Bowl IV

1/11	W 23-7	MIN	Dawson	Kapp
	<b>Home</b>	<b>Road</b>	<b>Neutral</b>	<b>Overall</b>
Dawson	2-1	3-1 (2-0)	0-0 (1-0)	5-2 (3-0)
Lee	0-0	0-1	0-0	0-1
Livingston	4-0	2-0	0-0	6-0

### 1970 (7-5-2)

Date	Result	Opp.	Chiefs QB	Opp. QB
9/20	L 10-27	@ MIN	Dawson	Cuozzo
9/28	W 44-24	@ BAL	Dawson	Unitas
10/4	L 13-26	@ DEN	Dawson	Liske
10/11	W 23-10	BOS	Livingston	Taliaferro

10/18	W 27-19	@ CIN	Dawson	Carter
10/25	L 16-27	DAL	Dawson	Morton
11/1	T 17-17	OAK	Dawson	Lamonica
11/8	W 24-9	HOU	Dawson	Johnson
11/15	W 31-14	@ PIT	Dawson	Hanratty
11/22	T 6-6	STL	Dawson	Hart
11/29	W 26-14	SD	Dawson	Hadl
12/6	W 16-0	DEN	Dawson	Pastrana
12/12	L 6-20	@ OAK	Dawson	Lamonica
12/20	L 13-31	@ SD	Dawson	Hadl

	<b>Home</b>	<b>Road</b>	<b>Neutral</b>	<b>Overall</b>
Dawson	3-1-2	3-4	0-0	6-5-2
Livingston	1-0	0-0	0-0	1-0

### 1971 (10-3-1)

Date	Result	Opp.	Chiefs QB	Opp. QB
9/19	L 14-21	@ SD	Dawson	Hadl
9/26	W 20-16	@ HOU	Dawson	Johnson
10/3	W 16-3	@ DEN	Dawson	Horn
10/10	W 31-10	SD	Dawson	Hadl
10/18	W 38-16	PIT	Dawson	Bradshaw
10/24	W 27-20	WAS	Dawson	Kilmer
10/31	T 20-20	@ OAK	Dawson	Lamonica
11/7	L 10-13	@ NYJ	Dawson	Davis
11/14	W 13-7	CLE	Dawson	Phipps
11/21	W 28-10	DEN	Dawson	Ramsey
11/25	L 21-32	@ DET	Dawson	Landry
12/6	W 26-17	@ SF	Dawson	Brodie
12/12	W 16-14	OAK	Dawson	Lamocina
12/19	W 22-9	BUF	Livingston	Shaw

#### AFC Divisional Playoff Game

12/25	L 24-27**	MIA	Dawson	Griese
	<b>Home</b>	<b>Road</b>	<b>Neutral</b>	<b>Overall</b>
Dawson	6-0 (0-1)	3-3-1	0-0	9-3-1 (0-1)
Livingston	1-0	0-0	0-0	1-0

### 1972 (8-6)

Date	Result	Opp.	Chiefs QB	Opp. QB
9/17	L 10-20	MIA	Dawson	Griese
9/25	W 20-17	@ NO	Dawson	Manning
10/1	W 45-24	@ DEN	Dawson	Ramsey
10/8	W 31-7	@ CLE	Livingston	Phipps
10/15	L 16-23	CIN	Livingston	Anderson
10/22	L 20-21	PHI	Dawson	Liske
10/29	W 26-14	@ SD	Dawson	Hadl
11/5	W 27-14	OAK	Dawson	Lamonica
11/12	L 7-16	@ PIT	Dawson	Bradshaw
11/19	L 17-27	SD	Dawson	Hadl
11/26	L 3-26	@ OAK	Dawson	Lamonica
12/3	W 24-21	DEN	Dawson	Johnson
12/10	W 24-10	BAL	Dawson	Domres
12/17	W 17-14	@ ATL	Dawson	Berry
	<b>Home</b>	<b>Road</b>	<b>Neutral</b>	<b>Overall</b>
Dawson	3-3	4-2	0-0	7-5
Livingston	0-1	1-0	0-0	1-1

### 1973 (7-5-2)

Date	Result	Opp.	Chiefs QB	Opp. QB
9/16	L 13-23	LAR	Livingston	Hadl
9/23	W 10-7	@ NE	Dawson	Plunkett
9/30	W 16-3	OAK	Dawson	Lamonica
10/7	W 16-14	DEN	Dawson	Johnson
10/14	T 10-10	@ GB	Dawson	Hunter
10/21	L 6-14	@ CIN	Dawson	Anderson
10/29	L 14-23	@ BUF	Dawson	Ferguson
11/4	W 19-0	@ SD	Livingston	Fouts
11/12	W 19-7	CHI	Livingston	Douglass
11/18	W 38-14	HOU	Livingston	Dickey
11/25	L 10-14	@ DEN	Livingston	Johnson
12/2	T 20-20	CLE	Livingston	Pitts
12/8	L 7-37	@ OAK	Livingston	Stabler
12/16	W 33-6	SD	Livingston	Fouts
	<b>Home</b>	<b>Road</b>	<b>Neutral</b>	<b>Overall</b>
Dawson	2-0	1-2-1	0-0	3-2-1
Livingston	3-1-1	1-2	0-0	4-3-1



### 1974 (5-9)

Date	Result	Opp.	Chiefs QB	Opp. QB
9/15	W 24-16	NYJ	Dawson	Namath
9/22	L 7-27	@ OAK	Dawson	Stabler
9/29	W 17-7	@ HOU	Livingston	Dickey
10/6	L 14-17	DEN	Livingston	Johnson
10/13	L 24-34	PIT	Livingston	Gilliam
10/20	L 3-9	@ MIA	Livingston	Griese
10/27	W 24-14	@ SD	Livingston	Fouts
11/3	L 27-33	NYG	Livingston	Morton
11/10	L 7-14	SD	Dawson	Fouts
11/18	W 42-34	@ DEN	Dawson	Johnson
11/24	L 6-33	@ CIN	Dawson	Anderson
12/1	W 17-13	@ STL	Dawson	Hart
12/8	L 6-7	OAK	Dawson	Lawrence
12/14	L 15-35	MIN	Dawson	Tarkenton
		<b>Home Road</b>	<b>Neutral</b>	<b>Overall</b>
Dawson	1-3	2-2	0-0	3-5
Livingston	0-3	2-1	0-0	2-4

### 1975 (5-9)

Date	Result	Opp.	Chiefs QB	Opp. QB
9/21	L 33-37	@ DEN	Livingston	Johnson
9/28	L 24-30	NYJ	Dawson	Namath
10/5	L 3-20	SF	Dawson	Snead
10/12	W 42-10	OAK	Livingston	Stabler
10/19	W 12-10	@ SD	Livingston	Fouts
10/26	W 26-13	DEN	Livingston	Johnson
11/2	L 13-17	HOU	Livingston	Pastorini
11/10	W 34-31	@ DAL	Livingston	Staubach
11/16	L 3-28	@ PIT	Livingston	Bradshaw
11/23	W 24-21*	DET	Dawson	Reed
11/30	L 14-28	@ BAL	Dawson	Jones
12/7	L 20-28	SD	Dawson	Fouts
12/14	L 14-20	@ CLE	Adams	Phipps
12/21	L 20-28	@ OAK	Adams	Stabler
		<b>Home Road</b>	<b>Neutral</b>	<b>Overall</b>
Livingston	2-1	2-2	0-0	4-3
Dawson	1-3	0-1	0-0	1-4
Adams	0-0	0-2	0-0	0-2

### 1976 (5-9)

Date	Result	Opp.	Chiefs QB	Opp. QB
9/12	L 16-30	SD	Livingston	Fouts
9/20	L 21-24	OAK	Livingston	Stabler
9/26	L 17-27	NO	Livingston	Scott
10/3	L 17-50	@ BUF	Livingston	Ferguson
10/10	W 33-30	@ WAS	Livingston	Theismann
10/17	W 20-17*	@ MIA	Livingston	Griese
10/24	L 26-35	DEN	Livingston	Ramsey
10/31	W 28-19	@ TB	Livingston	Spurrier
11/7	L 0-45	PIT	Livingston	Bradshaw
11/14	L 10-21	@ OAK	Livingston	Stabler
11/21	L 24-27	CIN	Livingston	Anderson
11/28	W 23-20	@ SD	Livingston	Fouts
12/5	L 16-17	@ DEN	Livingston	Penrose
12/12	W 39-14	CLE	Livingston	Sipe
		<b>Home Road</b>	<b>Neutral</b>	<b>Overall</b>
Livingston	1-6	4-3	0-0	5-9

### 1977 (2-12)

Date	Result	Opp.	Chiefs QB	Opp. QB
9/18	L 17-21	@ NE	Livingston	Grogan
9/25	L 7-23	SD	Livingston	Harris
10/3	L 28-37	OAK	Livingston	Stabler
10/9	L 7-23	@ DEN	Livingston	Morton
10/16	L 6-17	BAL	Livingston	Jones
10/23	W 21-16	@ SD	Adams	Harris
10/30	L 7-44	@ CLE	Adams	Sipe
11/6	W 20-10	GB	Livingston	Dickey
11/13	L 27-28	@ CHI	Livingston	Avellini
11/20	L 7-14	DEN	Livingston	Morton
11/27	L 20-34	@ HOU	Livingston	Pastorini

12/4	L 7-27	CIN	Livingston	Anderson
12/11	L 31-34	SEA	Livingston	Zorn
12/18	L 20-21	@ OAK	Adams	Rae
		<b>Home Road</b>	<b>Neutral</b>	<b>Overall</b>
Livingston	1-6	0-4	0-0	1-10
Adams	0-0	1-2	0-0	1-2

### 1978 (4-12)

Date	Result	Opp.	Chiefs QB	Opp. QB
9/3	W 24-23	@ CIN	Livingston	Reaves
9/10	L 17-20	HOU	Livingston	Pastorini
9/17	L 10-26	@ NYG	Livingston	Pisarcik
9/24	L 17-23*	DEN	Livingston	Morton
10/1	L 13-28	@ BUF	Livingston	Ferguson
10/8	L 13-30	TB	Adams	Williams
10/15	L 6-28	@ OAK	Adams	Stabler
10/22	W 17-3	CLE	Livingston	Sipe
10/29	L 24-27	@ PIT	Livingston	Bradshaw
11/5	L 10-20	OAK	Livingston	Stabler
11/12	L 23-29*	@ SD	Livingston	Fouts
11/19	L 10-13	SEA	Livingston	Zorn
11/26	W 23-0	SD	Livingston	Harris
12/3	W 14-10	BUF	Livingston	Ferguson
12/10	L 3-24	@ DEN	Livingston	Morton
12/17	L 19-23	@ SEA	Livingston	Zorn
		<b>Home Road</b>	<b>Neutral</b>	<b>Overall</b>
Livingston	3-4	1-6	0-0	4-10
Adams	0-1	0-1	0-0	0-2

### 1979 (7-9)

Date	Result	Opp.	Chiefs QB	Opp. QB
9/2	W 14-0	BAL	Livingston	Jones
9/9	L 24-27	CLE	Livingston	Sipe
9/16	L 6-20	@ HOU	Fuller	Nielsen
9/23	W 35-7	OAK	Fuller	Stabler
9/30	W 24-6	@ SEA	Fuller	Zorn
10/7	W 10-7	@ CIN	Fuller	Anderson
10/14	L 10-24	DEN	Fuller	Morton
10/21	L 17-21	NYG	Livingston	Simms
10/28	L 3-20	@ DEN	Livingston	Morton
11/4	L 14-20	SD	Fuller	Fouts
11/11	L 3-30	PIT	Fuller	Bradshaw
11/18	W 24-21	@ OAK	Fuller	Stabler
11/25	L 7-28	@ SD	Fuller	Fouts
12/2	W 37-21	SEA	Fuller	Zorn
12/9	W 10-7	@ BAL	Fuller	Landry
12/16	L 0-3	@ TB	Fuller	Williams
		<b>Home Road</b>	<b>Neutral</b>	<b>Overall</b>
Livingston	1-2	0-1	0-0	1-3
Fuller	2-3	4-3	0-0	6-6

### 1980 (8-8)

Date	Result	Opp.	Chiefs QB	Opp. QB
9/7	L 14-27	OAK	Fuller	Pastorini
9/14	L 16-17	SEA	Fuller	Zorn
9/21	L 13-20	@ CLE	Fuller	Sipe
9/28	L 7-24	SD	Fuller	Fouts
10/5	W 31-17	@ OAK	Fuller	Pastorini
10/12	W 21-20	HOU	Fuller	Stabler
10/19	W 23-17	@ DEN	Fuller	Morton
10/26	W 20-17	DET	Fuller	Danielson
11/2	L 24-31	BAL	Fuller	Jones
11/9	W 31-30	@ SEA	Fuller	Zorn
11/16	L 7-20	@ SD	Fuller	Fouts
11/23	W 21-13	@ STL	Fuller	Hart
11/30	L 6-20	CIN	Fuller	Anderson
12/7	W 31-14	DEN	Kenney	Morton
12/14	L 16-21	@ PIT	Kenney	Bradshaw
12/21	W 38-28	@ BAL	Kenney	Jones
		<b>Home Road</b>	<b>Neutral</b>	<b>Overall</b>
Fuller	2-5	4-2	0-0	6-7
Kenney	1-0	1-1	0-0	2-1

**1981 (9-7)**

Date	Result	Opp.	Chiefs QB	Opp. QB
9/6	W 37-33	@ PIT	Kenney	Bradshaw
9/13	W 19-10	TB	Kenney	Williams
9/20	L 31-42	SD	Kenney	Fouts
9/27	W 20-14	@ SEA	Kenney	Zorn
10/4	L 17-33	@ NE	Kenney	Cavanaugh
10/11	W 27-0	OAK	Kenney	Plunkett
10/18	W 28-14	DEN	Kenney	Morton
10/25	W 28-17	@ OAK	Kenney	Wilson
11/1	L 20-22	@ SD	Kenney	Fouts
11/8	L 13-16*	CHI	Kenney	Evans
11/15	W 23-10	HOU	Kenney	Reaves
11/22	W 40-13	SEA	Kenney	Zorn
11/26	L 10-27	@ DET	Kenney	Hipple
12/6	L 13-6	@ DEN	Fuller	Morton
12/13	L 7-17	MIA	Fuller	Woodley
12/20	W 10-6	@ MIN	Fuller	Kramer
	<b>Home</b>	<b>Road</b>	<b>Neutral</b>	<b>Overall</b>
Kenney	5-2	3-3	0-0	8-5
Fuller	0-1	1-1	0-0	1-2

**1982 (3-6)**

Date	Result	Opp.	Chiefs QB	Opp. QB
9/12	L 9-14	@ BUF	Kenney	Ferguson
9/19	W 19-12	SD	Kenney	Fouts
11/21	L 17-27	@ NO	Kenney	Stabler
11/28	L 14-20	@ LAR	Fuller	Jones
12/5	L 14-35	@ PIT	Fuller	Bradshaw
12/12	L 16-21	OAK	Fuller	Plunkett
12/19	W 37-16	@ DEN	Kenney	DeBerg
12/26	L 13-26	SF	Kenney	Montana
1/2	W 37-13	NYJ	Kenney	Todd
	<b>Home</b>	<b>Road</b>	<b>Neutral</b>	<b>Overall</b>
Kenney	2-1	1-2	0-0	3-3
Fuller	0-1	0-2	0-0	0-3

**1983 (6-10)**

Date	Result	Opp.	Chiefs QB	Opp. QB
9/4	W 17-13	SEA	Kenney	Zorn
9/12	L 14-17	SD	Kenney	Fouts
9/18	L 12-27	@ WAS	Kenney	Theismann
9/25	L 6-14	@ MIA	Kenney	Woodley
10/2	W 38-14	STL	Kenney	Hart
10/9	L 20-21	@ RAI	Kenney	Plunkett
10/16	W 38-17	NYG	Kenney	Brunner
10/23	W 13-10*	@ HOU	Kenney	Nielsen
10/30	L 24-27	@ DEN	Kenney	DeBerg
11/6	L 20-28	RAI	Kenney	Wilson
11/13	W 20-15	CIN	Kenney	Anderson
11/20	L 21-41	@ DAL	Kenney	White
11/27	L 48-51*	@ SEA	Kenney	Krieg
12/4	L 9-14	BUF	Kenney	Ferguson
12/11	L 38-41	@ SD	Kenney	Fouts
12/18	W 48-17	DEN	Kenney	Elway
	<b>Home</b>	<b>Road</b>	<b>Neutral</b>	<b>Overall</b>
Kenney	5-3	1-7	0-0	6-10

**1984 (8-8)**

Date	Result	Opp.	Chiefs QB	Opp. QB
9/2	W 37-27	@ PIT	Blackledge	Woodley
9/9	W 27-22	@ CIN	Blackledge	Anderson
9/16	L 20-22	RAI	Blackledge	Plunkett
9/23	L 0-21	@ DEN	Blackledge	Elway
9/30	W 10-6	CLE	Blackledge	McDonald
10/7	L 16-17	NYJ	Blackledge	Ryan
10/14	W 31-13	SD	Blackledge	Fouts
10/21	L 7-28	@ NYJ	Kenney	Ryan
10/28	W 24-20	TB	Kenney	DeBerg
11/4	L 0-45	@ SEA	Kenney	Krieg
11/11	L 16-17	HOU	Blackledge	Moon
11/18	L 7-17	@ RAI	Kenney	Wilson
11/25	L 27-28	@ NYG	Kenney	Simms
12/2	W 16-13	DEN	Kenney	Elway

12/9	W 34-7	SEA	Kenney	Krieg
12/16	W 42-21	@ SD	Kenney	Luther
	<b>Home</b>	<b>Road</b>	<b>Neutral</b>	<b>Overall</b>
Kenney	3-0	1-4	0-0	4-4
Blackledge	2-3	2-1	0-0	4-4

**1985 (6-10)**

Date	Result	Opp.	Chiefs QB	Opp. QB
9/8	W 47-27	@ NO	Kenney	Wilson
9/12	W 36-20	RAI	Kenney	Plunkett
9/22	L 0-31	@ MIA	Kenney	Marino
9/29	W 28-7	SEA	Kenney	Krieg
10/6	L 10-19	@ RAI	Kenney	Wilson
10/13	L 20-31	@ SD	Kenney	Herrmann
10/20	L 0-16	RAMS	Blackledge	Brock
10/27	L 10-30	DEN	Kenney	Elway
11/3	L 20-23	@ HOU	Kenney	Moon
11/10	L 28-36	PIT	Kenney	Woodley
11/17	L 3-31	@ SF	Kenney	Montana
11/24	W 20-7	IND	Blackledge	Kofler
12/1	L 6-24	@ SEA	Blackledge	Krieg
12/8	W 38-10	ATL	Blackledge	Archer
12/14	L 13-14	@ DEN	Blackledge	Elway
12/22	W 38-34	SD	Blackledge	Herrmann
	<b>Home</b>	<b>Road</b>	<b>Neutral</b>	<b>Overall</b>
Kenney	2-2	1-5	0-0	3-7
Blackledge	3-1	0-2	0-0	3-3

**1986 (10-6)**

Date	Result	Opp.	Chiefs QB	Opp. QB
9/7	W 24-14	CIN	Blackledge	Esiason
9/14	L 17-23	@ SEA	Blackledge	Krieg
9/21	W 27-13	HOU	Blackledge	Moon
9/28	W 20-17	@ BUF	Blackledge	Kelly
10/5	L 17-24	RAI	Blackledge	Wilson
10/12	L 7-20	@ CLE	Blackledge	Kosar
10/19	W 42-41	SD	Blackledge	Fouts
10/26	W 27-20	TB	Kenney	Young
11/2	W 24-23	@ SD	Kenney	Flick
11/9	W 27-7	SEA	Kenney	Gilbert
11/16	L 17-38	@ DEN	Kenney	Elway
11/23	L 14-23	@ STL	Kenney	Lomax
11/30	L 14-17	BUF	Kenney	Kelly
12/7	W 37-10	DEN	Blackledge	Elway
12/14	W 20-17	@ RAI	Kenney	Plunkett
12/21	W 24-19	@ PIT	Kenney	Malone

**AFC Wild Card Playoff Game**

12/28	L 15-35	@ NYJ	Blackledge	Ryan
	<b>Home</b>	<b>Road</b>	<b>Neutral</b>	<b>Overall</b>
Blackledge	4-1	1-2 (0-1)	0-0	5-3 (0-1)
Kenney	2-1	3-2	0-0	5-3

**1987 (4-11)**

Date	Result	Opp.	Chiefs QB	Opp. QB
9/13	W 20-13	SD	Blackledge	Fouts
9/20	L 14-43	@ SEA	Blackledge	Krieg
10/4	L 17-35#	@ RAI	Stevens	Evans
10/11	L 0-42#	@ MIA	Stevens	Mackey
10/18	L 17-26#	DEN	Hudson	Karcher
10/25	L 21-42	@ SD	Kenney	Fouts
11/1	L 28-31	@ CHI	Kenney	McMahon
11/8	L 16-17	PIT	Kenney	Malone
11/15	L 9-16	NYJ	Seurer	O'Brien
11/22	L 3-23	GB	Seurer	Majkowski
11/26	W 27-20	@ DET	Kenney	Long
12/6	L 27-30*	@ CIN	Kenney	Esiason
12/13	W 16-10	RAI	Kenney	Wilson
12/19	L 17-20	@ DEN	Kenney	Elway
12/27	W 41-20	SEA	Kenney	Krieg
	<b>Home</b>	<b>Road</b>	<b>Neutral</b>	<b>Overall</b>
Kenney	2-1	1-4	0-0	3-5
Blackledge	1-0	0-1	0-0	1-1
Seurer	0-2	0-0	0-0	0-2
Stevens	0-0	0-2	0-0	0-2#
Hudson	0-1	0-0	0-0	0-1#

### 1988 (4-11-1)

Date	Result	Opp.	Chiefs QB	Opp. QB
9/4	L 3-6	CLE	Kenney	Kosar
9/11	L 10-31	@ SEA	Kenney	Krieg
9/18	W 20-13	DEN	DeBerg	Elway
9/25	L 23-24	SD	DeBerg	Laufenberg
10/2	T 17-17*	@ NYJ	DeBerg	O'Brien
10/9	L 6-7	@ HOU	DeBerg	Carlson
10/16	L 17-27	RAI	DeBerg	Schroeder
10/23	L 6-7	DET	Kenney	Hilger
10/30	L 10-17	@ RAI	Kenney	Beuerlein
11/6	L 11-17	@ DEN	Kenney	Elway
11/13	W 31-28	CIN	DeBerg	Esiason
11/20	W 27-24	SEA	DeBerg	Krieg
11/27	L 10-16	@ PIT	DeBerg	Brister
12/4	W 38-34	NYJ	DeBerg	Ryan
12/11	L 12-28	@ NYG	DeBerg	Simms
12/18	L 13-24	@ SD	DeBerg	Malone
	<b>Home</b>	<b>Road</b>	<b>Neutral</b>	<b>Overall</b>
DeBerg	4-2	0-4-1	0-0	4-6-1
Kenney	0-2	0-3	0-0	0-5

### 1989 (8-7-1)

Date	Result	Opp.	Chiefs QB	Opp. QB
9/10	L 20-34	@ DEN	DeBerg	Elway
9/17	W 24-19	RAI	DeBerg	Schroeder
9/24	L 6-21	@ SD	DeBerg	McMahon
10/1	L 17-21	CIN	Jaworski	Schonert
10/8	W 20-16	@ SEA	Jaworski	Krieg
10/15	L 14-20	@ RAI	Jaworski	Schroeder
10/22	W 36-28	DAL	DeBerg	Walsh
10/29	L 17-23	@ PIT	DeBerg	Brister
11/5	W 20-10	SEA	Pelluer	Krieg
11/12	L 13-16	DEN	Pelluer	Elway
11/19	T 10-10*	@ CLE	Pelluer	Kosar
11/26	W 34-0	HOU	DeBerg	Moon
12/3	W 26-21	MIA	DeBerg	Marino
12/10	W 21-3	@ GB	DeBerg	Majkowski
12/17	L 13-20	SD	DeBerg	Tolliver
12/24	W 27-24	@ MIA	DeBerg	Marino
	<b>Home</b>	<b>Road</b>	<b>Neutral</b>	<b>Overall</b>
DeBerg	4-1	2-3	0-0	6-4
Jaworski	0-1	1-1	0-0	1-2
Pelluer	1-1	0-0-1	0-0	1-1-1

### 1990 (11-5)

Date	Result	Opp.	Chiefs QB	Opp. QB
9/9	W 24-21	MIN	DeBerg	Wilson
9/17	L 23-24	@ DEN	DeBerg	Elway
9/23	W 17-3	@ GB	DeBerg	Majkowski
9/30	W 34-0	CLE	DeBerg	Kosar
10/7	L 19-23	@ IND	DeBerg	Trudeau
10/14	W 43-24	DET	DeBerg	Gagliano
10/21	L 7-19	@ SEA	DeBerg	Krieg
11/4	W 9-7	RAI	DeBerg	Schroeder
11/11	L 16-17	SEA	DeBerg	Krieg
11/18	W 27-10	SD	DeBerg	Tolliver
11/25	W 27-24	@ RAI	DeBerg	Schroeder
12/2	W 37-7	@ NE	DeBerg	Hodson
12/9	W 31-20	DEN	DeBerg	Elway
12/16	L 10-27	HOU	DeBerg	Moon
12/23	W 24-21	@ SD	DeBerg	Tolliver
12/29	W 21-10	@ CHI	DeBerg	Tomczak

#### AFC First Round Playoff Game

1/5	L 16-17	@ MIA	DeBerg	Marino
	<b>Home</b>	<b>Road</b>	<b>Neutral</b>	<b>Overall</b>
DeBerg	6-2	5-3 (0-1)	0-0	11-5 (0-1)

### 1991 (10-6)

Date	Result	Opp.	Chiefs QB	Opp. QB
9/1	W 14-3	ATL	DeBerg	Miller
9/8	L 10-17	NO	DeBerg	Hebert
9/16	L 7-17	@ HOU	DeBerg	Moon

9/22	W 20-12	SEA	DeBerg	Kemp
9/29	W 14-13	@ SD	DeBerg	Friesz
10/7	W 33-6	BUF	DeBerg	Kelly
10/13	W 42-7	MIA	DeBerg	Marino
10/20	L 16-19	@ DEN	DeBerg	Elway
10/28	W 24-21	RAI	DeBerg	Schroeder
11/10	W 27-20	@ RAMS	DeBerg	Everett
11/17	L 20-24	DEN	DeBerg	Elway
11/24	L 15-20	@ CLE	DeBerg	Kosar
12/1	W 19-6	@ SEA	DeBerg	Krieg
12/8	W 20-17*	SD	DeBerg	Friesz
12/14	L 14-28	@ SF	Vlasic	Bono
12/22	W 27-21	@ RAI	DeBerg	Marinovich

#### AFC Wild Card Playoff Game

12/28	W 10-6	RAI	DeBerg	Marinovich
-------	--------	-----	--------	------------

#### AFC Divisional Playoff Game

1/5	L 14-37	@ BUF	DeBerg	Kelly
	<b>Home</b>	<b>Road</b>	<b>Neutral</b>	<b>Overall</b>
DeBerg	6-2 (1-0)	4-3 (0-1)	0-0	10-5 (1-1)
Vlasic	0-0	0-1	0-0	0-1

### 1992 (10-6)

Date	Result	Opp.	Chiefs QB	Opp. QB
9/6	W 24-10	@ SD	Krieg	Gagliano
9/13	W 26-7	SEA	Krieg	Stouffer
9/20	L 20-23*	@ HOU	Krieg	Moon
9/28	W 27-7	RAI	Krieg	Marinovich
10/4	L 19-20	@ DEN	Krieg	Elway
10/11	W 24-17	PHI	Krieg	Cunningham
10/18	L 10-17	@ DAL	Krieg	Aikman
10/25	L 3-27	PIT	Krieg	O'Donnell
11/8	W 16-14	SD	Krieg	Humphries
11/15	W 35-16	WAS	Krieg	Rypien
11/22	W 24-14	@ SEA	Krieg	Stouffer
11/29	W 23-7	@ NYJ	Krieg	O'Brien
12/6	L 7-28	@ RAI	Krieg	Schroeder
12/13	W 27-20	NE	Krieg	Zolak
12/19	L 21-35	@ NYG	Krieg	Hostetler
12/27	W 42-20	DEN	Krieg	Elway

#### AFC Wild Card Playoff Game

1/2	L 0-17	@ SD	Krieg	Humphries
	<b>Home</b>	<b>Road</b>	<b>Neutral</b>	<b>Overall</b>
Krieg	7-1	3-5 (0-1)	0-0	10-6 (0-1)

### 1993 (11-5)

Date	Result	Opp.	Chiefs QB	Opp. QB
9/5	W 27-3	@ TB	Montana	DeBerg
9/12	L 0-30	@ HOU	Krieg	Moon
9/20	W 15-7	DEN	Montana	Elway
10/3	W 24-9	RAI	Montana	Evans
10/10	W 17-15	CIN	Krieg	Klinger
10/17	W 17-14	@ SD	Montana	Friesz
10/31	L 10-30	@ MIA	Montana	Mitchell
11/8	W 23-16	GB	Krieg	Farve
11/14	W 31-20	@ RAI	Krieg	Hostetler
11/21	L 17-19	CHI	Krieg	Harbaugh
11/28	W 23-7	BUF	Montana	Kelly
12/5	W 31-16	@ SEA	Montana	Mirer
12/12	L 21-27	@ DEN	Montana	Elway
12/19	W 28-24	SD	Montana	Humphries
12/26	L 10-30	@ MIN	Montana	McMahon
1/2	W 34-24	SEA	Montana	Mirer

#### AFC Wild Card Playoff Game

1/8	W 27-24*	PIT	Montana	O'Donnell
-----	----------	-----	---------	-----------

#### AFC Divisional Playoff Game

1/16	W 28-20	@ HOU	Montana	Moon
------	---------	-------	---------	------

#### AFC Championship Game

1/23	L 13-30	@ BUF	Montana	Kelly
	<b>Home</b>	<b>Road</b>	<b>Neutral</b>	<b>Overall</b>
Montana	5-0 (1-0)	3-3 (1-1)	0-0	8-3 (2-1)
Krieg	2-1	1-1	0-0	3-2

1994 (9-7)				
Date	Result	Opp.	Chiefs QB	Opp. QB
9/4	W 30-17	@ NO	Montana	Everett
9/11	W 24-17	SF	Montana	Young
9/18	W 30-10	@ ATL	Montana	George
9/25	L 0-16	RAMS	Montana	Chandler
10/9	L 6-20	@ SD	Montana	Humphries
10/17	W 31-28	@ DEN	Montana	Elway
10/23	W 38-23	SEA	Montana	Mirer
10/30	L 10-44	@ BUF	Montana	Kelly
11/6	W 13-3	RAI	Montana	Hostetler
11/13	L 13-14	SD	Montana	Humphries
11/20	W 20-13	CLE	Montana	Rypien
11/27	L 9-10	@ SEA	Montana	Mirer
12/4	L 17-20*	DEN	Bono	Elway
12/12	L 28-45	@ MIA	Bono	Marino
12/18	W 31-9	HOU	Montana	Tolliver
12/4	W 19-9	@ RAI	Montana	Hostetler

#### AFC Wild Card Playoff Game

12/31	L 17-27	@ MIA	Montana	Marino
Home	Road	Neutral	Overall	
Montana	5-2	4-3 (0-1)	0-0	9-5 (0-1)
Bono	0-1	0-1	0-0	0-2

1995 (13-3)				
Date	Result	Opp.	Chiefs QB	Opp. QB
9/3	W 34-10	@ SEA	Bono	Mirer
9/10	W 20-17*	NYG	Bono	Brown
9/17	W 23-17*	OAK	Bono	Hostetler
9/24	L 17-35	@ CLE	Bono	Testaverde
10/1	W 24-3	@ ARZ	Bono	Krieg
10/9	W 29-23*	SD	Bono	Humphries
10/15	W 31-26	NE	Bono	Bledsoe
10/22	W 21-7	@ DEN	Bono	Elway
11/5	W 24-3	WAS	Bono	Frerotte
11/12	W 22-7	@ SD	Bono	Humphries
11/19	W 20-13	HOU	Bono	Chandler
11/23	L 12-24	@ DAL	Bono	Aikman
12/3	W 29-23	@ OAK	Bono	Evans
12/11	L 6-13	@ MIA	Bono	Marino
12/17	W 20-17	DEN	Bono	Elway
12/24	W 26-3	SEA	Bono	Friesz

#### AFC Divisional Playoff Game

1/7	L 7-10	IND	Bono	Harbaugh
Home	Road	Neutral	Overall	
Bono	8-0 (0-1)	5-3	0-0	13-3 (0-1)

1996 (9-7)				
Date	Result	Opp.	Chiefs QB	Opp. QB
9/1	W 20-19	@ HOU	Bono	Chandler
9/8	W 19-3	OAK	Bono	Hobert
9/15	W 35-17	@ SEA	Bono	Mirer
9/22	W 17-14	DEN	Bono	Elway
9/29	L 19-22	@ SD	Bono	Humphries
10/7	L 7-17	PIT	Bono	Tomczak
10/17	W 34-16	SEA	Bono	Friesz
10/27	L 7-34	@ DEN	Bono	Elway
11/3	W 21-6	@ MIN	Bono	Johnson
11/10	W 27-20	GB	Bono	Favre
11/17	W 14-10	CHI	Bono	Krieg
11/24	L 14-28	SD	Bono	Humphries
11/28	W 28-24	@ DET	Gannon	Mitchell
12/9	L 7-26	@ OAK	Gannon	Hostetler
12/15	L 19-24	IND	Gannon	Harbaugh
12/22	L 9-20	@ BUF	Bono	Kelly
Home	Road	Neutral	Overall	
Bono	5-2	3-3	0-0	8-5
Gannon	0-1	1-1	0-0	1-2

1997 (13-3)				
Date	Result	Opp.	Chiefs QB	Opp. QB
8/31	L 3-19	@ DEN	Grbac	Elway
9/8	W 28-27	@ OAK	Grbac	George

9/14	W 22-16	BUF	Grbac	Collins
9/21	W 35-14	@ CAR	Grbac	Collins
9/28	W 20-17*	SEA	Grbac	Moon
10/5	L 14-17	@ MIA	Grbac	Marino
10/16	W 31-3	SD	Grbac	Humphries
10/26	W 28-20	@ STL	Grbac	Banks
11/3	W 13-10	PIT	Grbac	Stewart
11/9	L 10-24	@ JAX	Gannon	Brunell
11/16	W 24-22	DEN	Gannon	Elway
11/23	W 19-14	@ SEA	Gannon	Moon
11/30	W 44-9	SF	Gannon	Young
12/7	W 30-0	OAK	Gannon	George
12/14	W 29-7	@ SD	Gannon	Whelihan
12/21	W 25-13	NO	Grbac	Hobert

#### AFC Divisional Playoff Game

1/4	L 10-14	DEN	Grbac	Elway
Home	Road	Neutral	Overall	
Grbac	5-0 (0-1)	3-2	0-0	8-2 (0-1)
Gannon	3-0	2-1	0-0	5-1

1998 (7-9)				
Date	Result	Opp.	Chiefs QB	Opp. QB
9/6	W 28-8	OAK	Grbac	George
9/13	L 16-21	@ JAX	Gannon	Brunell
9/20	W 23-7	SD	Gannon	Leaf
9/27	W 24-21	@ PHI	Gannon	Peete
10/4	W 17-6	SEA	Gannon	Moon
10/11	L 10-40	@ NE	Grbac	Bledsoe
10/26	L 13-20	PIT	Grbac	Stewart
11/1	L 17-20	NYJ	Grbac	Testaverde
11/8	L 12-24	@ SEA	Grbac	Moon
11/16	L 7-30	DEN	Gannon	Brister
11/22	L 37-38	@ SD	Gannon	Whelihan
11/29	W 34-24	ARZ	Gannon	Plummer
12/6	L 31-35	@ DEN	Gannon	Elway
12/13	W 20-17	DAL	Gannon	Aikman
12/20	L 7-28	@ NYG	Gannon	Graham
12/26	W 31-24	@ OAK	Grbac	Wilson
Home	Road	Neutral	Overall	
Grbac	1-2	1-2	0-0	2-4
Gannon	4-1	1-4	0-0	5-5

1999 (9-7)				
Date	Result	Opp.	Chiefs QB	Opp. QB
9/12	L 17-20	@ CHI	Grbac	Matthews
9/19	W 26-10	DEN	Grbac	Griese
9/26	W 31-21	DET	Grbac	Batch
10/3	L 14-21	@ SD	Grbac	Harbaugh
10/10	W 16-14	NE	Grbac	Bledsoe
10/21	W 35-8	@ BAL	Grbac	Case
10/31	W 34-0	SD	Grbac	Kramer
11/7	L 17-25	@ IND	Grbac	Manning
11/14	L 10-17	@ TB	Grbac	Dilfer
11/21	L 19-30	SEA	Grbac	Kitna
11/28	W 37-34	@ OAK	Grbac	Gannon
12/5	W 16-10	@ DEN	Grbac	Griese
12/12	W 31-28	MIN	Grbac	George
12/18	W 35-19	PIT	Grbac	Tomczak
12/26	L 14-23	@ SEA	Grbac	Kitna
1/2	L 38-41*	OAK	Grbac	Gannon
Home	Road	Neutral	Overall	
Grbac	6-2	3-5	0-0	9-7

2000 (7-9)				
Date	Result	Opp.	Chiefs QB	Opp. QB
9/3	L 14-27	IND	Grbac	Manning
9/10	L 14-17*	@ TEN	Grbac	McNair
9/17	W 42-10	SD	Grbac	Moreno
9/24	W 23-22	@ DEN	Grbac	Frerotte
10/2	W 24-17	SEA	Grbac	Kitna
10/15	L 17-20	OAK	Grbac	Gannon
10/22	W 54-34	STL	Grbac	Warner
10/29	W 24-19	@ SEA	Grbac	Kitna
11/5	L 31-49	@ OAK	Grbac	Gannon



11/12	L	7-21	@ SF	Grbac	Garcia
11/19	L	17-21	BUF	Grbac	Johnson
11/26	L	16-17	@ SD	Moon	Leaf
12/4	L	24-30	@ NE	Grbac	Bledsoe
12/10	W	15-14	CAR	Grbac	Beuerlein
12/17	W	20-7	DEN	Grbac	Frerotte
12/24	L	13-29	@ ATL	Grbac	Chandler
		<b>Home</b>	<b>Road</b>	<b>Neutral</b>	<b>Overall</b>
Grbac		5-3	2-5	0-0	7-8
Moon		0-0	0-1	0-0	0-1

### 2001 (6-10)

Date	Result	Opp.	Chiefs QB	Opp. QB
9/9	L	24-27	OAK	Green
9/23	L	3-13	NYG	Green
9/30	W	45-13	@ WAS	Green
10/7	L	6-20	@ DEN	Green
10/14	L	17-20	PIT	Green
10/21	L	16-24	@ ARZ	Green
10/25	L	28-35	IND	Green
11/4	W	25-20	@ SD	Green
11/11	L	7-27	@ NYJ	Green
11/25	W	19-7	SEA	Green
11/29	L	10-23	PHI	Green
12/9	L	26-28	@ OAK	Green
12/16	W	26-23*	DEN	Green
12/23	W	20-17	SD	Green
12/30	W	30-26	@ JAX	Green
1/6	L	18-21	@ SEA	Green
		<b>Home</b>	<b>Road</b>	<b>Neutral</b>
Green		3-5	3-5	0-0
				<b>Overall</b>
				6-10

### 2002 (8-8)

Date	Result	Opp.	Chiefs QB	Opp. QB
9/8	W	40-39	@ CLE	Green
9/15	L	16-23	JAX	Green
9/22	L	38-41*	@ NE	Green
9/29	W	48-30	MIA	Green
10/6	W	29-25	@ NYJ	Green
10/13	L	34-35	@ SD	Green
10/20	L	34-37*	DEN	Green
10/27	W	20-10	OAK	Green
11/10	L	13-17	@ SF	Green
11/17	W	17-16	BUF	Green
11/24	L	32-39	@ SEA	Green
12/1	W	49-0	ARZ	Green
12/8	W	49-10	STL	Green
12/15	L	24-31	@ DEN	Green
12/22	W	24-22	SD	Green
12/28	L	0-24	@ OAK	Green
		<b>Home</b>	<b>Road</b>	<b>Neutral</b>
Green		6-2	2-6	0-0
				<b>Overall</b>
				8-8

### 2003 (13-3)

Date	Result	Opp.	Chiefs QB	Opp. QB
9/7	W	27-14	SD	Green
9/14	W	41-20	PIT	Green
9/21	W	42-14	@ HOU	Green
9/28	W	17-10	@ BAL	Green
10/5	W	24-23	DEN	Green
10/12	W	40-34*	@ GB	Green
10/20	W	17-10	@ OAK	Green
10/26	W	38-5	BUF	Green
11/9	W	41-20	CLE	Green
11/16	L	19-24	@ CIN	Green
11/23	W	27-24	OAK	Green
11/30	W	28-24	@ SD	Green
12/7	L	27-45	@ DEN	Green
12/14	W	45-17	DET	Green
12/20	L	20-45	@ MIN	Green
12/28	W	31-3	CHI	Green

#### AFC Divisional Playoff Game

1/11	L	31-38	IND	Green
		<b>Home</b>	<b>Road</b>	<b>Neutral</b>
Green		8-0 (0-1)	5-3	0-0
				<b>Overall</b>
				13-3 (0-1)

### 2004 (7-9)

Date	Result	Opp.	Chiefs QB	Opp. QB
9/12	L	24-34	@ DEN	Green
9/19	L	17-28	CAR	Green
9/26	L	21-24	HOU	Green
10/4	W	27-24	@ BAL	Green
10/17	L	16-22	@ JAX	Green
10/24	W	56-10	ATL	Green
10/31	W	45-35	IND	Green
11/7	L	31-34	@ TB	Green
11/14	L	20-27	@ NO	Green
11/22	L	19-27	NE	Green
11/28	L	31-34	SD	Green
12/5	W	34-27	@ OAK	Green
12/13	W	49-38	@ TEN	Green
12/19	W	45-17	DEN	Green
12/25	W	31-30	OAK	Green
1/2	L	17-24	@ SD	Green
		<b>Home</b>	<b>Road</b>	<b>Neutral</b>
Green		4-4	3-5	0-0
				<b>Overall</b>
				7-9

### 2005 (10-6)

Date	Result	Opp.	Chiefs QB	Opp. QB
9/11	W	27-7	NYJ	Green
9/18	W	23-17	@ OAK	Green
9/26	L	10-30	@ DEN	Green
10/2	L	31-37	PHI	Green
10/16	W	28-21	WAS	Green
10/21	W	30-20	@ MIA	Green
10/30	L	20-28	@ SD	Green
11/6	W	27-23	OAK	Green
11/13	L	3-14	@ BUF	Green
11/20	W	45-17	@ HOU	Green
11/27	W	26-16	NE	Green
12/4	W	31-27	DEN	Green
12/11	L	28-31	@ DAL	Green
12/17	L	17-27	@ NYG	Green
12/24	W	20-7	SD	Green
1/1	W	37-3	CIN	Green
		<b>Home</b>	<b>Road</b>	<b>Neutral</b>
Green		7-1	3-5	0-0
				<b>Overall</b>
				10-6

### 2006 (9-7)

Date	Result	Opp.	Chiefs QB	Opp. QB
9/3	L	10-23	CIN	Green
9/17	L	6-9*	@ DEN	Huard
10/1	W	41-0	SF	Huard
10/8	W	23-20	@ ARZ	Huard
10/15	L	7-45	@ PIT	Huard
10/22	W	30-27	SD	Huard
10/29	W	35-28	SEA	Huard
11/5	W	31-17	@ STL	Huard
11/12	L	10-13	@ MIA	Huard
11/19	W	17-13	OAK	Green
11/23	W	19-10	DEN	Green
12/3	L	28-31*	@ CLE	Green
12/10	L	10-20	BAL	Green
12/17	L	9-20	@ SD	Green
12/23	W	20-9	@ OAK	Green
12/31	W	35-30	JAX	Green

#### AFC Wild Card Playoff Game

1/6	L	8-23	@ IND	Green
		<b>Home</b>	<b>Road</b>	<b>Neutral</b>
Green		3-2	1-2 (0-1)	0-0
Huard		3-0	2-3	0-0
				<b>Overall</b>
				4-4 (0-1)
				5-3

### 2007 (4-12)

Date	Result	Opp.	Chiefs QB	Opp. QB
9/9	L	3-20	@ HOU	Huard
9/16	L	10-20	@ CHI	Huard
9/23	W	13-10	MIN	Huard
9/30	W	30-16	@ SD	Huard
10/7	L	7-17	JAX	Huard
10/14	W	27-20	CIN	Huard



10/21	W	12-10	@ OAK	Huard	Culpepper
11/4	L	22-33	GB	Huard	Favre
11/11	L	11-27	DEN	Huard	Cutler
11/18	L	10-13	@ IND	Croyle	Manning
11/25	L	17-20	OAK	Croyle	Culpepper
12/2	L	10-24	SD	Huard	Rivers
12/9	L	7-41	@ DEN	Croyle	Cutler
12/16	L	17-26	TEN	Croyle	Young
12/23	L	20-25	@ DET	Croyle	Kitna
12/30	L	10-13*	@ NYJ	Croyle	Clemens
			<b>Home</b>	<b>Road</b>	<b>Neutral</b>
Huard	2-4	2-2	0-0	4-6	
Croyle	0-2	0-4	0-0	0-6	

### 2008 (2-14)

Date	Result	Opp.	Chiefs QB	Opp. QB
9/7	L	10-17 @ NE	Croyle	Brady
9/14	L	8-23 OAK	Huard	Russell
9/21	L	14-38 @ ATL	Thigpen	Ryan
9/28	W	33-19 DEN	Huard	Cutler
10/5	L	0-34 @ CAR	Huard	Delhomme
10/19	L	10-34 TEN	Croyle	Collins
10/26	L	24-28 @ NYJ	Thigpen	Favre
11/2	L	27-30* TB	Thigpen	Garcia
11/9	L	19-20 @ SD	Thigpen	Rivers
11/16	L	20-30 NO	Thigpen	Brees
11/23	L	31-54 BUF	Thigpen	Edwards
11/30	W	20-13 @ OAK	Thigpen	Russell
12/7	L	17-24 @ DEN	Thigpen	Cutler
12/14	L	21-22 SD	Thigpen	Rivers
12/21	L	31-38 MIA	Thigpen	Pennington
12/28	L	6-16 @ CIN	Thigpen	Fitzpatrick
			<b>Home</b>	<b>Road</b>
Croyle	0-1	0-1	0-0	0-2
Huard	1-1	0-1	0-0	1-2
Thigpen	0-5	1-5	0-0	1-10

### 2009 (4-12)

Date	Result	Opp.	Chiefs QB	Opp. QB
9/13	L	24-38 @ BAL	Croyle	Flacco
9/20	L	10-13 OAK	Cassel	Russell
9/27	L	14-34 @ PHI	Cassel	Kolb
10/4	L	16-27 NYG	Cassel	Manning
10/11	L	20-26* DAL	Cassel	Romo
10/18	W	14-6 @ WAS	Cassel	Campbell
10/25	L	7-37 SD	Cassel	Rivers
11/8	L	21-24 @ JAX	Cassel	Garrard
11/15	W	16-10 @ OAK	Cassel	Russell
11/22	W	27-24* PIT	Cassel	Roethlisberger
11/29	L	14-43 @ SD	Cassel	Rivers
12/6	L	13-44 DEN	Cassel	Orton
12/13	L	10-16 BUF	Cassel	Fitzpatrick
12/20	L	34-41 CLE	Cassel	Quinn
12/27	L	10-17 @ CIN	Cassel	Palmer
1/3	W	44-24 @ DEN	Cassel	Orton
			<b>Home</b>	<b>Road</b>
Cassel	1-7	3-4	0-0	4-11
Croyle	0-0	0-1	0-0	0-1

### 2010 (10-6)

Date	Result	Opp.	Chiefs QB	Opp. QB
9/13	W	21-14 SD	Cassel	Rivers
9/19	W	16-14 @ CLE	Cassel	Wallace
9/26	W	31-10 SF	Cassel	Smith
10/10	L	9-19 @ IND	Cassel	Manning
10/17	L	31-35 @ HOU	Cassel	Schaub
10/24	W	42-20 JAX	Cassel	Garrard
10/31	W	13-10* BUF	Cassel	Fitzpatrick
11/7	L	20-23* @ OAK	Cassel	Campbell
11/14	L	29-49 @ DEN	Cassel	Orton
11/21	W	31-13 ARI	Cassel	Anderson
11/28	W	42-24 @ SEA	Cassel	Hasselbeck
12/5	W	10-6 DEN	Cassel	Orton
12/12	L	0-31 @ SD	Croyle	Rivers
12/19	W	27-13 @ STL	Cassel	Bradford
12/26	W	34-14 TEN	Cassel	Collins
1/2	L	10-31 OAK	Cassel	Campbell

### AFC Wild Card Playoff Game

1/9	L	7-30 BAL	Cassel	Flacco
		<b>Home</b>	<b>Road</b>	<b>Neutral</b>
Cassel	7-1 (0-1)	3-4	0-0	10-5 (0-1)
Croyle	0-0	0-1	0-0	0-1

### 2011 (7-9)

Date	Result	Opp.	Chiefs QB	Opp. QB
9/11	L	7-41 BUF	Cassel	Fitzpatrick
9/18	L	3-48 @ DET	Cassel	Stafford
9/25	L	17-20 @ SD	Cassel	Rivers
10/2	W	22-17 MIN	Cassel	McNabb
10/9	W	28-24 @ IND	Cassel	Painter
10/23	W	28-0 @ OAK	Cassel	Boller
10/31	W	23-20* SD	Cassel	Rivers
11/6	L	3-31 MIA	Cassel	Moore
11/13	L	10-17 DEN	Cassel	Tebow
11/21	L	3-34 @ NE	Palko	Brady
11/27	L	9-13 PIT	Palko	Roethlisberger
12/4	W	10-3 @ CHI	Palko	Hanie
12/11	L	10-37 @ NYJ	Palko	Sanchez
12/18	W	19-14 GB	Orton	Rodgers
12/24	L	13-16* OAK	Orton	Palmer
1/1	W	7-3 @ DEN	Orton	Tebow
		<b>Home</b>	<b>Road</b>	<b>Neutral</b>
Cassel	2-3	2-2	0-0	4-5
Palko	0-1	1-2	0-0	1-3
Orton	1-1	1-0	0-0	2-1

### 2012 (2-14)

Date	Result	Opp.	Chiefs QB	Opp. QB
9/9	L	24-40 ATL	Cassel	Ryan
9/16	L	17-35 @ BUF	Cassel	Fitzpatrick
9/23	W	27-24* @ NO	Cassel	Brees
9/30	L	20-37 SD	Cassel	Rivers
10/7	L	6-9 BAL	Cassel	Flacco
10/14	L	10-38 @ TB	Quinn	Freeman
10/28	L	16-26 OAK	Quinn	Palmer
11/1	L	13-31 @ SD	Cassel	Rivers
11/12	L	13-16* @ PIT	Cassel	Roethlisberger
11/18	L	6-28 CIN	Cassel	Dalton
11/25	L	9-17 DEN	Quinn	Manning
12/2	W	27-21 CAR	Quinn	Newton
12/9	L	7-30 @ CLE	Quinn	Weeden
12/16	L	0-15 @ OAK	Quinn	Palmer
12/23	L	13-20 IND	Quinn	Luck
12/30	L	3-38 @ DEN	Quinn	Manning
		<b>Home</b>	<b>Road</b>	<b>Neutral</b>
Cassel	0-4	1-3	0-0	1-7
Quinn	1-3	0-4	0-0	1-7

### 2013 (11-5)

Date	Result	Opp.	Chiefs QB	Opp. QB
9/8	W	28-2 @ JAX	Smith	Gabbert
9/15	W	17-16 DAL	Smith	Romo
9/19	W	26-16 @ PHI	Smith	Vick
9/29	W	31-7 NYG	Smith	E. Manning
10/6	W	26-17 @ TEN	Smith	Fitzpatrick
10/13	W	24-7 OAK	Smith	Pryor
10/20	W	17-16 HOU	Smith	Keenum
10/27	W	23-17 CLE	Smith	Campbell
11/3	W	23-13 @ BUF	Smith	Tuel
11/17	L	17-27 @ DEN	Smith	P. Manning
11/24	L	38-41 SD	Smith	Rivers
12/1	L	28-35 DEN	Smith	P. Manning
12/8	W	45-10 @ WAS	Smith	Griffin III
12/15	W	56-31 @ OAK	Smith	McGloin
12/22	L	7-23 IND	Smith	Luck
12/29	L	24-27* @ SD	Daniel	Rivers

### AFC Wild Card Playoff Game

1/4	L	44-45 @ IND	Smith	Luck
		<b>Home</b>	<b>Road</b>	<b>Neutral</b>
Smith	5-3 (0-1)	6-1	0-0	11-4 (0-1)
Daniel	0-0	0-1	0-0	0-1

### KEY

# Replacement Games  
(Postseason Record)

\* Overtime  
\*\* Double Overtime



## AFC CHAMPIONSHIP GAME RESULTS



SEASON	DATE	RESULT	SITE
1960	1-1-61	Houston 24, L.A. Chargers 16	Houston
1961	12-24-61	Houston 10, San Diego 3	San Diego
<b>1962</b>	<b>12-23-62</b>	<b>Dallas 20, Houston 17**</b>	<b>Houston</b>
1963	1-5-64	San Diego 51, Boston 10	San Diego
1964	12-26-64	Buffalo 20, San Diego 7	Buffalo
1965	12-26-65	Buffalo 23, San Diego 0	San Diego
<b>1966</b>	<b>1-1-67</b>	<b>Kansas City 31, Buffalo 7</b>	<b>Buffalo</b>
1967	12-31-67	Oakland 40, Houston 7	Oakland
1968	12-29-68	N.Y. Jets 27, Oakland 23	New York
<b>1969</b>	<b>1-4-70</b>	<b>Kansas City 17, Oakland 7</b>	<b>Oakland</b>
1970	1-3-71	Baltimore 27, Oakland 17	Baltimore
1971	1-2-72	Miami 21, Baltimore 0	Miami
1972	12-31-72	Miami 21, Pittsburgh 17	Pittsburgh
1973	12-30-73	Miami 27, Oakland 10	Miami
1974	12-29-74	Pittsburgh 24, Oakland 13	Oakland
1975	1-4-76	Pittsburgh 16, Oakland 10	Pittsburgh
1976	12-26-76	Oakland 24, Pittsburgh 7	Oakland
1977	1-1-78	Denver 20, Oakland 17	Denver
1978	1-7-79	Pittsburgh 34, Houston 5	Pittsburgh
1979	1-6-80	Pittsburgh 27, Houston 13	Pittsburgh
1980	1-11-81	Oakland 34, San Diego 27	San Diego
1981	1-10-82	Cincinnati 27, San Diego 7	Cincinnati
1982	1-23-83	Miami 14, N.Y. Jets 0	Miami
1983	1-8-84	L.A. Raiders 30, Seattle 14	Los Angeles
1984	1-6-85	Miami 45, Pittsburgh 28	Miami
1985	1-12-86	New England 31, Miami 14	Miami
1986	1-11-87	Denver 23, Cleveland 20*	Cleveland
1987	1-17-88	Denver 38, Cleveland 33	Denver
1988	1-8-89	Cincinnati 21, Buffalo 10	Cincinnati
1989	1-14-90	Denver 37, Cleveland 21	Denver
1990	1-20-91	Buffalo 51, L.A. Raiders 3	Buffalo
1991	1-12-92	Buffalo 10, Denver 7	Buffalo
1992	1-17-93	Buffalo 29, Miami 10	Miami
<b>1993</b>	<b>1-23-94</b>	<b>Buffalo 30, Kansas City 13</b>	<b>Buffalo</b>
1994	1-15-95	San Diego 17, Pittsburgh 13	Pittsburgh
1995	1-14-96	Pittsburgh 20, Indianapolis 16	Pittsburgh
1996	1-12-97	New England 20, Jacksonville 6	New England
1997	1-11-98	Denver 24, Pittsburgh 21	Pittsburgh
1998	1-17-99	Denver 23, N.Y. Jets 10	Denver
1999	1-23-00	Tennessee 33, Jacksonville 14	Jacksonville
2000	1-14-01	Baltimore 16, Oakland 3	Oakland
2001	1-27-02	New England 24, Pittsburgh 17	Pittsburgh
2002	1-19-03	Oakland 41, Tennessee 24	Oakland
2003	1-18-04	New England 24, Indianapolis 14	New England
2004	1-23-05	New England 41, Pittsburgh 27	Pittsburgh
2005	1-22-06	Pittsburgh 34, Denver 17	Denver
2006	1-21-07	Indianapolis 38, New England 34	Indianapolis
2007	1-20-08	New England 21, San Diego 12	New England
2008	1-18-09	Pittsburgh 23, Baltimore 14	Pittsburgh
2009	1-24-10	Indianapolis 30, N.Y. Jets 17	Indianapolis
2010	1-23-11	Pittsburgh 24, N.Y. Jets 19	Pittsburgh
2011	1-22-12	New England 23, Baltimore 20	New England
2012	1-20-13	Baltimore 28, New England 13	New England
2013	1-19-14	Denver 26, New England 16	Denver

\* Overtime

\*\* Double Overtime

**Note:** Includes AFL Championship Games, 1960-69



## NFC CHAMPIONSHIP GAME RESULTS



SEASON	DATE	RESULT	SITE
1960	12-26-60	Philadelphia 17, Green Bay 13	Philadelphia
1961	12-31-61	Green Bay 37, New York 0	Green Bay
1962	12-30-62	Green Bay 16, New York 7	New York
1963	12-29-63	Chicago 14, New York 10	Chicago
1964	12-27-64	Cleveland 27, Baltimore 0	Cleveland
1965	1-2-66	Green Bay 23, Cleveland 12	Green Bay
1966	1-1-67	Green Bay 34, Dallas 27	Dallas
1967	12-31-67	Green Bay 21, Dallas 17	Green Bay
1968	12-29-68	Baltimore 34, Cleveland 0	Cleveland
1969	1-4-70	Minnesota 27, Cleveland 7	Minnesota
1970	1-3-71	Dallas 17, San Francisco 10	San Francisco
1971	1-2-72	Dallas 14, San Francisco 3	Dallas
1972	12-31-72	Washington 26, Dallas 3	Washington
1973	12-30-73	Minnesota 27, Dallas 10	Dallas
1974	12-29-74	Minnesota 14, Los Angeles 10	Minnesota
1975	1-4-76	Dallas 37, Los Angeles 7	Los Angeles
1976	12-26-76	Minnesota 24, Los Angeles 13	Minnesota
1977	1-1-78	Dallas 23, Minnesota 6	Dallas
1978	1-7-79	Dallas 28, Los Angeles 0	Los Angeles
1979	1-6-80	Los Angeles 9, Tampa Bay 0	Tampa Bay
1980	1-11-81	Philadelphia 20, Dallas 7	Philadelphia
1981	1-10-82	San Francisco 28, Dallas 27	San Francisco
1982	1-22-83	Washington 31, Dallas 17	Washington
1983	1-8-84	Washington 24, San Francisco 21	Washington
1984	1-6-85	San Francisco 23, Chicago 0	San Francisco
1985	1-12-86	Chicago 24, L.A. Rams 0	Chicago
1986	1-11-87	N.Y. Giants 17, Washington 0	East Rutherford
1987	1-17-88	Washington 17, Minnesota 10	Washington
1988	1-8-89	San Francisco 28, Chicago 3	Chicago
1989	1-14-90	San Francisco 30, L.A. Rams 3	San Francisco
1990	1-20-91	N.Y. Giants 15, San Francisco 13	San Francisco
1991	1-12-92	Washington 41, Detroit 10	Washington
1992	1-17-93	Dallas 30, San Francisco 20	San Francisco
1993	1-23-94	Dallas 38, San Francisco 21	Dallas
1994	1-5-95	San Francisco 38, Dallas 28	San Francisco
1995	1-14-96	Dallas 38, Green Bay 27	Dallas
1996	1-12-97	Green Bay 30, Carolina 13	Green Bay
1997	1-11-98	Green Bay 23, San Francisco 10	San Francisco
1998	1-17-99	Atlanta 30, Minnesota 27*	Minnesota
1999	1-23-00	St. Louis 11, Tampa Bay 6	St. Louis
2000	1-14-01	N.Y. Giants 41, Minnesota 0	East Rutherford
2001	1-27-02	St. Louis 29, Philadelphia 24	St. Louis
2002	1-19-03	Tampa Bay 27, Philadelphia 10	Philadelphia
2003	1-18-04	Carolina 14, Philadelphia 3	Philadelphia
2004	1-23-05	Philadelphia 27, Atlanta 10	Philadelphia
2005	1-22-06	Seattle 34, Carolina 14	Seattle
2006	1-21-07	Chicago 39, New Orleans 14	Chicago
2007	1-20-08	N.Y. Giants 23, Green Bay 20*	Green Bay
2008	1-18-09	Arizona 32, Philadelphia 25	Arizona
2009	1-24-10	New Orleans 31, Minnesota 28*	New Orleans
2010	1-23-11	Green Bay 21, Chicago 14	Chicago
2011	1-22-12	N.Y. Giants 20, San Francisco 17	San Francisco
2012	1-20-13	San Francisco 28, Atlanta 24	Atlanta
2013	1-19-14	Seattle 23, San Francisco 17	Seattle

\* **Overtime**

**Note:** Includes NFL Championship Games, 1960-69



## SUPER BOWL RESULTS



SUPER BOWL	DATE	RESULT	SITE
<b>I</b>	<b>1-15-67</b>	<b>Green Bay 35, Kansas City 10</b>	<b>Los Angeles</b>
II	1-14-68	Green Bay 33, Oakland 14	Miami
III	1-12-69	N.Y. Jets 16, Baltimore 7	Miami
<b>IV</b>	<b>1-11-70</b>	<b>Kansas City 23, Minnesota 7</b>	<b>New Orleans</b>
V	1-17-71	Baltimore 16, Dallas 13	Miami
VI	1-16-72	Dallas 24, Miami 3	New Orleans
VII	1-14-73	Miami 14, Washington 7	Los Angeles
VIII	1-13-74	Miami 24, Minnesota 7	Houston
IX	1-12-75	Pittsburgh 16, Minnesota 6	New Orleans
X	1-18-76	Pittsburgh 21, Dallas 17	Miami
XI	1-9-77	Oakland 32, Minnesota 14	Pasadena
XII	1-15-78	Dallas 27, Denver 10	New Orleans
XIII	1-21-79	Pittsburgh 35, Dallas 31	Miami
XIV	1-20-80	Pittsburgh 31, Los Angeles 19	Pasadena
XV	1-25-81	Oakland 27, Philadelphia 10	New Orleans
XVI	1-24-82	San Francisco 26, Cincinnati 21	Pontiac
XVII	1-30-83	Washington 27, Miami 17	Pasadena
XVIII	1-22-84	L.A. Raiders 38, Washington 9	Tampa
XIX	1-20-85	San Francisco 38, Miami 16	Stanford
XX	1-26-86	Chicago 46, New England 10	New Orleans
XXI	1-25-87	N.Y. Giants 39, Denver 20	Pasadena
XXII	1-31-88	Washington 42, Denver 10	San Diego
XXIII	1-22-89	San Francisco 20, Cincinnati 16	Miami
XXIV	1-28-90	San Francisco 55, Denver 10	New Orleans
XXV	1-27-91	N.Y. Giants 20, Buffalo 19	Tampa
XXVI	1-26-92	Washington 37, Buffalo 24	Minneapolis
XXVII	1-31-93	Dallas 52, Buffalo 17	Pasadena
XXVIII	1-30-94	Dallas 30, Buffalo 13	Atlanta
XXIX	1-29-95	San Francisco 49, San Diego 26	Miami
XXX	1-28-96	Dallas 27, Pittsburgh 17	Tempe
XXXI	1-26-97	Green Bay 35, New England 21	New Orleans
XXXII	1-25-98	Denver 31, Green Bay 24	San Diego
XXXIII	1-31-99	Denver 34, Atlanta 19	Miami
XXXIV	1-30-00	St. Louis 23, Tennessee 16	Atlanta
XXXV	1-28-01	Baltimore 34, N.Y. Giants 7	Tampa
XXXVI	2-3-02	New England 20, St. Louis 17	New Orleans
XXXVII	1-26-03	Tampa Bay 48, Oakland 21	San Diego
XXXVIII	2-1-04	New England 32, Carolina 29	Houston
XXXIX	2-6-05	New England 24, Philadelphia 21	Jacksonville
XL	2-5-06	Pittsburgh 21, Seattle 10	Detroit
XLI	2-4-07	Indianapolis 29, Chicago 17	Miami
XLII	2-3-08	N.Y. Giants 17, New England 14	Glendale
XLIII	2-1-09	Pittsburgh 27, Arizona 23	Tampa
XLIV	2-7-10	New Orleans 31, Indianapolis 17	South Florida
XLV	2-6-11	Green Bay 31, Pittsburgh 25	North Texas
XLVI	2-5-12	N.Y. Giants 21, New England 17	Indianapolis
XLVII	2-3-13	Baltimore 34, San Francisco 31	New Orleans
XLVIII	2-2-14	Seattle 43, Denver 8	New Jersey



## FUTURE SUPER BOWL SITES



SUPER BOWL	SITE	STADIUM	DATE
XLIX	Glendale, Ariz.	University of Phoenix Stadium	February 1, 2015
L	Santa Clara, Calif.	Levi's Stadium	February 7, 2016
LI	Houston, Texas	Reliant Stadium	TBD
LII	Minneapolis, Minn.	TBD	TBD

# CHIEFS IN THE PRO FOOTBALL HALL OF FAME



## LAMAR HUNT

Founder • 1960 - 2006



**Southern Methodist  
Foolish Club (1959)**

**Chiefs Hall of Fame (1970)  
Pro Football Hall of Fame (1972)**

Founded the American Football League in '59 and served as the league's first President ... Was the first AFL figure to be inducted into the Pro Football Hall of Fame on July 29, 1972 ... Described as the "architect, designer and builder of an impossible dream" by his Hall of Fame presenter, William Sullivan ... His Dallas Texans took the field as one of the AFL's charter franchises in '60 and became the Kansas City Chiefs in '63 ... Served as a principal figure in the negotiations that resulted in the AFL-NFL merger which was announced in '66 and fully completed in '70 ... Played a pivotal role in designing the league's current playoff format, as well as the adoption of the old AFL two-point conversion rule into NFL play in '94 ... Held the post of President of the American Football Conference ... Since '84, the AFC Championship Game trophy has carried his name ... Saw the Chiefs win three AFL titles ('62, '66 and '69), as well as a Lombardi Trophy from Super Bowl IV ... Was credited with accidentally putting the name "Super Bowl" on the NFL's championship game ... Graduated from Southern Methodist University in '56 with a B.S. in Geology ... Was a reserve end on SMU's football team ... He is survived by his wife, Norma and their four children, Lamar Jr., Sharron Munson, Clark and Daniel, as well as 14 grandchildren ... Born August 2, 1932 in El Dorado, Ark. ... Died December 13, 2006 in Dallas, Texas.

### Lamar Hunt 11-Time Hall of Famer

Year	Hall of Fame	Location	Year	Hall of Fame	Location
1970	Chiefs	Kansas City, MO	1997	Texas Business	Houston, TX
1972	Pro Football	Canton, OH	2004	KC Business	Kansas City, MO
1982	U.S. Soccer	Oneonta, NY	2005	FC Dallas Walk of Fame	Frisco, TX
1984	Texas Sports	Waco, TX	2008	Famous Missourians	Jefferson City, MO
1993	International Tennis	Newport, RI	2008	SMU Athletics	Dallas, TX
1995	Missouri Sports	Springfield, MO			

### THE LAMAR HUNT TROPHY

The winning team in the American Football Conference receives the Lamar Hunt Trophy, named in honor of Pro Football Hall of Fame inductee Lamar Hunt, the founder of the American Football League and the Kansas City Chiefs. First presented following the 1984 season, the 2010 season marked the debut of its redesign by Tiffany & Co. The new trophy reflects the sterling silver material of the Vince Lombardi Trophy, awarded each year to the Super Bowl champions. The Lamar Hunt Trophy is designed to depict the journey of the playoffs leading into the Super Bowl. The trophy's shape is based on the football shape used on the Vince Lombardi Trophy. It features an etched conference logo and the NFL Shield.



### HUNT'S PRO FOOTBALL RECORD



#### REGULAR SEASON

Year	W	L	T
1960	8	6	0
1961	6	8	0
1962	11	3	0
1963	5	7	2
1964	7	7	0
1965	7	5	2
1966	11	2	1
1967	9	5	0
1968	12	2	0
1969	11	3	0
1970	7	5	2
1971	10	3	1
1972	8	6	0
1973	7	5	2
1974	5	9	0
1975	5	9	0

Year	W	L	T
1976	5	9	0
1977	2	12	0
1978	4	12	0
1979	7	9	0
1980	8	8	0
1981	9	7	0
1982	3	6	0
1983	6	10	0
1984	8	8	0
1985	6	10	0
1986	10	6	0
1987	4	11	0
1988	4	11	1
1989	8	7	1
1990	11	5	0
1991	10	6	0

Year	W	L	T
1992	10	6	0
1993	11	5	0
1994	9	7	0
1995	13	3	0
1996	9	7	0
1997	13	3	0
1998	7	9	0
1999	9	7	0
2000	7	9	0
2001	6	10	0
2002	8	8	0
2003	13	3	0
2004	7	9	0
2005	10	6	0
2006	9	7	0
<b>Totals</b>	<b>375</b>	<b>321</b>	<b>12</b>

#### POSTSEASON

Year	W	L
1962	1	0
1966	1	1
1968	0	1
1969	3	0
1971	0	1
1986	0	1
1990	0	1
1991	1	1
1992	0	1
1993	2	1
1994	0	1
1995	0	1
1997	0	1
2003	0	1
2006	0	1
<b>Totals</b>	<b>8</b>	<b>13</b>



# 78

## BOBBY BELL

Linebacker • 1963-74



**Minnesota**  
**Draft (No. 7 - 1963)**

**Chiefs Hall of Fame (1980)**  
**Pro Football Hall of Fame (1983)**

Considered by many as the greatest outside linebacker to ever play the game ... Became the first Chiefs player to be enshrined in the Pro Football Hall of Fame when he was presented by Hank Stram on July 30, 1983 ... Was just the fifth American Football League performer to be immortalized in Canton ... Superb athlete began his pro career as a defensive end because the Chiefs needed help at that position when he joined the club as a seventh-round draft choice in '63 ... Was moved to linebacker in '65, where he earned a spot in the AFL All-Star game or the Pro Bowl each of the next nine years



... Was named to the AFL's All-Time Team by the Pro Football Hall of Fame ... Starred on two AFL Championship teams, playing in Super Bowls I and IV ... Did not miss a contest during his 12-year career, playing in 168 consecutive games ... Intercepted 26 passes and recovered 15 fumbles ... Scored nine career TDs, including a 53-yard kickoff return ... His eight defensive touchdowns are the most of any player in franchise annals ... Versatile performer handled deep snapping on punts and kicks for the Chiefs ... Began his collegiate career as a quarterback at Minnesota ... Switched to defensive tackle as a sophomore and earned All-America honors at that position as both a junior and senior ... Received the Outland Trophy as college football's outstanding lineman in '62 ... Played on the College All-Star team that defeated the Green Bay Packers in '63 ... Is enshrined in the College Football (1991) and Missouri Sports Halls of Fame (1995) ... Was an all-state QB at Cleveland High School in Shelby, N.C. ... Resides in Kansas City where he does marketing for Factory Motor Parts ... Born June 17, 1940 in Shelby, N.C.



### BELL'S PRO STATISTICS



	Games	No.	Yds.	Avg.	LG	TD	FUMBLE Recoveries
<b>Chiefs Totals</b>	168	26	479	18.4	61	6	15
<b>Postseason</b>	7	0	0	0.0	--	0	0

**Additional Stats:** Had one kickoff return for a 53-yard TD vs. Denver (11/27/69).

### BELL'S PRO SCORES (9)

Date	Opponent	How Scored	Result
10/18/64	Buffalo	20-yard fumble return	L Kansas City 22, Buffalo 35
10/3/65	Boston	38-yard INT return	W Kansas City 27, Boston 17
10/16/66	Oakland	7-yard fumble return	L Kansas City 13, Oakland 34
9/9/67	@ Houston	32-yard INT return	W Kansas City 25, Houston 20
11/27/69	Denver	53-yard kickoff return	W Kansas City 31, Denver 17
11/8/70	Houston	45-yard INT return	W Kansas City 24, Houston 9
12/19/71	Buffalo	26-yard INT return	W Kansas City 22, Buffalo 9
12/3/72	Denver	61-yard INT return	W Kansas City 24, Denver 21
10/6/74	Denver	28-yard INT return	L Kansas City 14, Denver 17

### REGULAR SEASON SINGLE GAME CAREER HIGHS

**Interceptions:** 2 at San Diego (12/8/68)  
**INT Return Yards:** 61 vs. Denver (12/3/72)

**Long INT Return:** 61 vs. Denver (12/3/72)  
**Fumble Recoveries:** 2 at N.Y. Titans (11/16/69)

# 63 WILLIE LANIER


Linebacker • 1967-77



**Morgan State**  
**Draft (No. 2b - 1967)**

**Chiefs Hall of Fame (1985)**  
**Pro Football Hall of Fame (1986)**

A ferocious tackler who served as the intelligent and disciplined quarterback of the Chiefs vaunted defense, manning the club's middle linebacker post for 11 glorious seasons ... Presented by Lamar Hunt at the Pro Football Hall of Fame enshrinement ceremonies on August 2, 1986 ... Named to the NFL's 75th Anniversary Team in '94 ... Had the speed and agility to grab 27 career interceptions, good for the ninth-best total in franchise annals ... His 18 fumble recoveries rank second in club history ...



A second-round draft choice in '67, he missed just five games during his pro career, which spanned 149 contests ... Played in two AFL All-Star games and six AFC-NFC Pro Bowls ... Named the Outstanding Defensive Player in the '72 Pro Bowl ... Helped the Chiefs to their only World Championship, a Super Bowl IV victory over Minnesota ... Became a starter four games into his rookie season ... Became the first Chiefs player to be named the NFL Man of the Year in '72 ... Is a member of both the Missouri Sports Hall of Fame (1999) and the College Football Hall of Fame (2000) ... Was a two-time Small College All-America pick at Morgan State, graduating with a B.S. in Administration ... Named MVP of the '66 Tangerine Bowl ... Attended Maggie L. Walker High School in Richmond, Va. ... Lives in Richmond, and serves as President of Lanier Group, an acquisition company ... Was formerly Chairman and CEO of Syncreon US, a supply chain management corporation ... Was nicknamed "Honey Bear" because he looked and acted friendly, but was ravenous on the field ... Born August 21, 1945 in Clover, Va.



## NFL 75TH ANNIVERSARY TEAM



### Linebackers

Dick Butkus	1965-73	Willie Lanier	1967-77
Jack Ham	1971-82	Ray Nitschke	1958-72
Ted Hendricks	1969-83	Lawrence Taylor	1981-93
Jack Lambert	1974-84		



## LANIER'S PRO STATISTICS



	Games	No.	Yds.	Avg.	LG	TD	FUMBLE Recoveries
Chiefs Totals	149	27	440	16.3	75	2	18
Postseason	5	2	26	13.0	17	0	0

**Additional Stats:** Had one kickoff return for one yard at San Diego (10/15/67).

### LANIER'S PRO SCORES (3)

Date	Opponent	How Scored	Result
12/8/68	@ San Diego	75-yard INT Return	W Kansas City 40, San Diego 3
9/30/73	Oakland	17-yard INT Return	W Kansas City 16, Oakland 3
11/18/74	@ Denver	Safety, tackled Otis Armstrong	W Kansas City 42, Denver 34

### REGULAR SEASON SINGLE GAME CAREER HIGHS

**Interceptions:** 2 vs. Denver (12/6/70)

**Fumble Recoveries:** 2 vs. Cincinnati (10/15/72)

**INT Return Yards:** 75 at San Diego (12/8/68)

vs. San Diego (12/16/73)

**Long INT Return:** 75 at San Diego (12/8/68)

# 16

## LEN DAWSON

Quarterback • 1962-75



**Purdue**  
**Free Agent (1962)**

**Chiefs Hall of Fame (1979)**  
**Pro Football Hall of Fame (1987)**

Heart and soul of the Texans/Chiefs franchise during his illustrious career ... Presented by Hank Stram during Canton enshrinement ceremonies on August 8, 1987 ... During his tenure as the team's field general, he helped make the Chiefs one of pro football's premier teams and wound up among the elite passers in the game's history ... Under his guidance, the Chiefs were perennial contenders and won the AFL Championships in '62, '66 and '69 ... Was MVP of Super Bowl IV when he directed Kansas City to a 23-7 win over the heavily-favored Minnesota Vikings ... Won the AFL passing title four times and still holds Chiefs career marks for pass attempts (3,696), completions (2,115), passing yards (28,507) and touchdowns (237) ... Started his pro career as a first-round draft pick of Pittsburgh



in '57, then landed with Cleveland before being cut by the Browns on June 12, 1962 ... Was signed by the Texans as a free agent on July 2, 1962 ... Named to six AFL All-Star teams and one Pro Bowl squad ('71) ... Named AFL Player of the Year in '62 ... Started 158 regular season games for Kansas City, by far the most of any signal-caller in franchise history ... Led the AFL in passing four different seasons ('62, '64, '66 and '68) ... Paced the AFL in completion percentage eight times, including a string of six straight seasons from '64-69, the longest streak in NFL history ... Named the '73 NFL Man of the Year as pro football's outstanding player-citizen ... Retired on May 1, 1976 ... Was enshrined in the Missouri Sports Hall of Fame in '94 ... Led the Big Ten in passing and total offense for three seasons at Purdue ... Does color commentary on the Chiefs Fox Football Radio Network and is a sports analyst at KMBC-TV in Kansas City ... Nicknamed "Lenny the Cool" ... Born June 20, 1935 in Alliance, Ohio.



### DAWSON'S PRO STATISTICS



#### PASSING

Year	Team	G-S	Att.	Comp.	Yds.	Pct.	Att.	TD	Pct.	INT	Pct.	LG	Rating
1957	Pittsburgh	3-1	4	2	25	50.0	6.3	0	0.0	0	0.0	15	69.8
1958	Pittsburgh	4-0	6	1	11	16.7	1.8	0	0.0	2	33.3	11	0.0
1959	Pittsburgh	12-0	7	3	60	42.9	8.6	1	14.3	0	0.0	32	113.1
1960	Cleveland	2-1	13	8	23	61.5	1.8	0	0.0	0	0.0	23	65.9
1961	Cleveland	7-1	15	7	85	46.7	5.7	1	6.7	3	20.0	17	47.2
1962	Dallas (AFL)	14-14	310	189	2,759	61.0	8.9	29	9.4	17	5.5	92	98.3
1963	Kansas City	14-13	352	190	2,389	54.0	6.8	26	7.4	19	5.4	82	77.5
1964	Kansas City	14-14	354	199	2,879	56.2	8.1	30	8.5	18	5.1	72	89.9
1965	Kansas City	14-12	305	163	2,262	53.4	7.4	21	6.9	14	4.6	67	81.3
1966	Kansas City	14-14	284	159	2,527	56.0	8.9	26	9.2	10	3.5	89	101.7
1967	Kansas City	14-14	357	206	2,651	57.7	7.4	24	6.7	17	4.8	71	83.7
1968	Kansas City	13-13	224	131	2,109	58.5	9.4	17	7.6	9	4.0	92	98.6
1969	Kansas City	9-7	166	98	1,323	59.0	8.0	9	5.4	13	7.8	55	69.9
1970	Kansas City	14-13	262	141	1,876	53.8	7.2	13	5.0	14	5.3	61	71.0
1971	Kansas City	14-13	301	167	2,504	55.5	8.3	15	5.0	13	4.3	82	81.6
1972	Kansas City	14-12	305	175	1,835	57.4	6.0	13	4.3	12	3.9	44	72.8
1973	Kansas City	8-6	101	66	725	65.3	7.2	2	2.0	5	5.0	48	72.4
1974	Kansas City	14-8	235	138	1,573	58.7	6.7	7	3.0	13	5.5	84	65.8
1975	Kansas City	12-5	140	93	1,095	66.4	7.8	5	3.6	4	2.9	51	90.0
<b>Chiefs Totals</b>	<b>182-158</b>		<b>3,696</b>	<b>2,115</b>	<b>28,507</b>	<b>57.2</b>	<b>7.7</b>	<b>237</b>	<b>6.4</b>	<b>178</b>	<b>4.8</b>	<b>92</b>	<b>92.8</b>
<b>Pro Totals</b>	<b>210-161</b>		<b>3,741</b>	<b>2,136</b>	<b>28,711</b>	<b>57.1</b>	<b>7.7</b>	<b>239</b>	<b>6.4</b>	<b>183</b>	<b>4.9</b>	<b>92</b>	<b>82.6</b>
<b>Postseason</b>	<b>8-8</b>		<b>188</b>	<b>107</b>	<b>1,497</b>	<b>56.9</b>	<b>8.0</b>	<b>7</b>	<b>3.7</b>	<b>8</b>	<b>4.3</b>	<b>63</b>	<b>77.1</b>

**Regular Season Additional Stats:** Had 294 carries for 1,293 yards (4.4 avg.) with nine TDs.

**Postseason Additional Stats:** Had 22 carries for 103 yards (4.7 avg.) with a long of 20 yards.

# 86 BUCK BUCHANAN

## Defensive Tackle • 1963-75



**Grambling**  
**Draft (No. 1 - 1963)**

**Chiefs Hall of Fame (1981)**  
**Pro Football Hall of Fame (1990)**

Became the third member of the Chiefs feared defense of the '60s and '70s to enter the Pro Football Hall of Fame when he was presented by Hank Stram on August 4, 1990 ... The first overall selection in the '63 AFL Draft, the pick utilized to select Buchanan was acquired in the only trade ever personally orchestrated by Lamar Hunt as the Texans sent QB Cotton Davidson to Oakland ...

The Raiders later drafted Hall of Fame G Gene Upshaw in '67 with the expressed purpose of blocking Buchanan, who became the prototype for future pro defensive linemen ... Combined perfect size (6-7, 270) with outstanding strength and deceptive speed (10.2 in the 100) ... Worked briefly as a defensive end during his rookie campaign before becoming a fixture at right defensive tackle ... Helped Kansas City win two AFL crowns and their only Super Bowl following the '69 season ... Had an eight-year stretch where he either went to the AFL All-Star game or the AFC-NFC Pro Bowl ... Was a unanimous All-AFL pick from '66-69 ... His teammates named him Chiefs MVP in '65 and '67 ... In '67 alone he batted down 16 passes at or behind the line of scrimmage ... Played in 182 career regular season games, including a stretch of 166 in a row ... Eddie Robinson, the legendary coach at Grambling where Buchanan was an NAIA All-America choice in '62, called him "the finest lineman I've ever seen." ... Played both offensive and defensive tackle at Grambling ... Enshrined in the College Football Hall of Fame in '96 ... Owned All-Pro Construction Company and All-Pro Advertising in Kansas City ... Was captain of both the football and basketball squads at Parker High School in Birmingham, Ala. ... Given name was "Junious," but was known as "Buck" ... Born September 10, 1940 in Gainesville, Ala. and died July 16, 1992 in Kansas City.



### BUCK BUCHANAN • 1940-1992

*"The first time I met him, I was impressed with his awesome size, speed and agility, but underneath it all, you came away impressed with a tremendous person, a great competitor and a terrific leader. He loved what he represented, his family and the Chiefs."*

- Hank Stram • July 1992



### BUCHANAN'S PRO STATISTICS



	Games	No.	Yds.	Avg.	LG	TD	FUMBLE Recoveries
Chiefs Totals	182	3	37	12.3	17	0	3
Postseason	7	0	0	0.0	--	0	0

**Additional Stats:** Had one kickoff return for no yards vs. N.Y. Jets (11/5/67).

### BUCHANAN'S PRO SCORE (1)

Date	Opponent	How Scored	Result
12/8/68	@ San Diego	Safety, tackled Jon Brittenum	W Kansas City 40, San Diego 3

### REGULAR SEASON SINGLE GAME CAREER HIGHS

**Interceptions:** 1, three times, last  
vs. Oakland (9/30/73)  
**INT Return Yards:** 17 vs. Oakland (9/30/73)

**Long INT Return:** 17 vs. Oakland (9/30/73)  
**Fumble Recoveries:** 1, three times, last  
at San Diego (10/27/74)

# 3

## JAN STENERUD

Kicker • 1967-79



Montana State

Draft (Redshirt No. 3 - 1966)

Chiefs Hall of Fame (1992)

Pro Football Hall of Fame (1991)

The first pure placekicker to be inducted into the Hall of Fame ... Hank Stram presented Stenerud at enshrinement ceremonies in Canton on July 27, 1991 ... Stenerud's number 3 has been retired by the club ... Regarded by many as the best placekicker in pro football history ... Named to the NFL's 75th Anniversary Team in '94 and the Super Bowl Silver Anniversary Team in '90 ... Played 19 NFL seasons with Kansas City ('67-79), Green Bay ('80-83) and Minnesota ('84-85) ... At the time of his retirement he led the NFL in most career field goals and was second in scoring in the NFL behind the fabled George Blanda ... Ranks 13th on the league's all-time scoring list with 1,699 points and is 11th in career field goals made with 373 ... Played



in 186 regular season games with Kansas City, the fourth-highest tally in team history ... Still owns or shares seven Chiefs records, including field goals attempted in a career (436) and season (44), as well as consecutive games scoring field goals (16) ... Hit three field goals with a long of 48 yards in Super Bowl IV victory over the Vikings ... Played in 263 pro games and never missed one because of injury or illness ... Played in two AFL All-Star games and four AFC-NFC Pro Bowls ... Named the Outstanding Offensive Player in the '72 Pro Bowl ... Was selected by the Chiefs in the third round of the '66 AFL "Redshirt" Draft ... Attended Montana State University on a skiing scholarship ... Was an outstanding ski jumper in his native Norway ... Was also inducted into the Green Bay Packers Hall of Fame (1991) and the Missouri Sports Hall of Fame (1996) ... Served as director of business development for HNTB Architecture, Inc., a Kansas City architectural firm, from 1989-2011 ... Born November 26, 1942 in Fetsund, Norway.



### STENERUD'S PRO STATISTICS

#### SCORING



Year	Team	G-S	FGM	FGA	Pct.	LG	PATs	Points
1967	Kansas City	14-0	21	36	.583	54	45-45	108
1968	Kansas City	14-0	30	40	.750	52	39-40	129
1969	Kansas City	14-0	27	35	.771	54	38-38	119
1970	Kansas City	14-0	30	42	.714	55	26-26	116
1971	Kansas City	14-0	26	44	.591	54	32-32	110
1972	Kansas City	14-0	21	36	.583	50	32-32	95
1973	Kansas City	14-0	24	38	.632	47	21-23	93
1974	Kansas City	14-0	17	24	.708	50	24-26	75
1975	Kansas City	14-0	22	32	.688	51	30-31	96
1976	Kansas City	14-0	21	38	.553	52	27-33	90
1977	Kansas City	14-0	8	18	.444	37	27-28	51
1978	Kansas City	16-0	20	30	.667	46	25-26	85
1979	Kansas City	16-0	12	23	.522	46	28-29	64
1980	Green Bay	4-0	3	5	.600	40	3-3	12
1981	Green Bay	16-0	22	23	.917	53	35-36	101
1982	Green Bay	9-0	13	18	.722	48	25-27	64
1983	Green Bay	16-0	21	26	.808	48	52-52	115
1984	Minnesota	16-0	20	23	.870	54	30-31	90
1985	Minnesota	16-0	15	26	.577	49	41-43	86
<b>Chiefs Totals</b>		<b>186-0</b>	<b>279</b>	<b>436</b>	<b>.640</b>	<b>55</b>	<b>394-409</b>	<b>1,231</b>
<b>Packers Totals</b>		<b>45-0</b>	<b>59</b>	<b>73</b>	<b>.808</b>	<b>53</b>	<b>115-118</b>	<b>292</b>
<b>Vikings Totals</b>		<b>32-0</b>	<b>35</b>	<b>49</b>	<b>.714</b>	<b>54</b>	<b>71-74</b>	<b>176</b>
<b>Pro Totals</b>		<b>263-0</b>	<b>373</b>	<b>558</b>	<b>.668</b>	<b>55</b>	<b>580-601</b>	<b>1,699</b>





# HANK STRAM

Head Coach • 1960-74



**Purdue**  
**Free Agent (1960)**

**Chiefs Hall of Fame (1987)**  
**Pro Football Hall of Fame (2003)**

Guided the Texans/Chiefs on-field fortunes during the most glorious period in franchise history ... Entered the Hall of Fame on August 3, 2003 with QB Len Dawson serving as his presenter ... Commanded the club from '60-74, posting a regular season record of 124-76-10 (.614) ... Also compiled a 5-3 postseason mark ... Garnered a reputation as one of the game's most imaginative offensive minds ... Was credited with devising the moving pocket, the two-tight end offense and the stack defense ... Directed the franchise to three AFL titles and two Super Bowl appearances, including a 23-7 win vs. Minnesota in Super Bowl IV following the '69 season ... Put together a string of nine consecutive winning seasons from '65-73, compiling an 82-36 record over that span ... Was honored as either the AFL or AFC Coach of the Year four times: '62, '66, '68 and '70 ... Is enshrined in the Pro Football Hall of Fame along with six of his Chiefs players – LB Bobby Bell ('83), LB Willie Lanier ('86), QB Len Dawson ('87), DT Buck Buchanan ('90), K Jan Stenerud ('91) and CB Emmitt Thomas (2008) ... Served two seasons as the Saints head coach from '76-77, giving him a career NFL regular season record of 131-97-10 ... Enshrined in the Missouri Sports Hall of Fame in '96 ... Was an assistant coach at the University of Miami before being named the Texans head coach ... Also served as a college assistant at Purdue, SMU and Notre Dame ... Won seven letters as an athlete at Purdue, three in football and four in baseball ... Known as "The Mentor" ... Born January 3, 1923 in Chicago, Ill. and died on July 4, 2005 in Covington, La.



## STRAM'S PRO COACHING RECORD



Year	Team	W	L	T	Pct.	Division Finish
1960	Dallas (AFL)	8	6	0	.571	2nd
1961	Dallas (AFL)	6	8	0	.429	2nd
1962	Dallas (AFL)	11	3	0	.786	1st
1963	Kansas City	5	7	2	.429	3rd
1964	Kansas City	7	7	0	.500	2nd
1965	Kansas City	7	5	2	.571	3rd
1966	Kansas City	11	2	1	.821	1st
1967	Kansas City	9	5	0	.643	2nd
1968	Kansas City	12	2	0	.857	2nd
1969	Kansas City	11	3	0	.786	2nd
1970	Kansas City	7	5	2	.571	2nd
1971	Kansas City	10	3	1	.750	1st
1972	Kansas City	8	6	0	.571	2nd
1973	Kansas City	7	5	2	.571	3rd
1974	Kansas City	5	9	0	.357	3rd
1976	New Orleans	4	10	0	.286	3rd
1977	New Orleans	3	11	0	.273	4th
<b>Chiefs Totals</b>		<b>124</b>	<b>76</b>	<b>10</b>	<b>.614</b>	
<b>Saints Totals</b>		<b>7</b>	<b>21</b>	<b>0</b>	<b>.250</b>	
<b>Pro Totals</b>		<b>131</b>	<b>97</b>	<b>10</b>	<b>.571</b>	

### POSTSEASON

Year	Team	W	L	T	Pct.	Result
1962	Dallas (AFL)	1	0	0	1.000	AFL Champions
1966	Kansas City	1	1	0	.500	Lost in Super Bowl I
1968	Kansas City	0	1	0	.000	Lost in AFL Divisional Playoffs
1969	Kansas City	3	0	0	1.000	Super Bowl IV Champions
1971	Kansas City	0	1	0	.000	Lost in AFC Divisional Playoffs
<b>Pro Totals</b>		<b>5</b>	<b>3</b>	<b>0</b>	<b>.625</b>	

# 18

## EMMITT THOMAS


Cornerback • 1966-78



**Bishop College**  
**Free Agent (1966)**

**Chiefs Hall of Fame (1986)**  
**Pro Football Hall of Fame (2008)**

The fourth member of the Chiefs vaunted defense of the '60-70s to be enshrined into the Pro Football Hall of Fame ... Patrolled the Kansas City secondary for 13 seasons and was one of the finest cornerbacks of his era ... Owns the Chiefs all-time interception record with 58, which places him 10th on the NFL's all-time list ... His 58 picks are also the fourth-highest NFL total by a pure cornerback ... Also holds the Kansas City club record with 938 interception return yards ... Returned five interceptions for touchdowns ... Led the NFL in interceptions in '74 with a team-record 12, just two shy of the league's single-season mark ... Led the AFL with nine picks in '69 ... Paced the Chiefs in interceptions in five seasons ... Registered 23.8



percent of his 63 career INTs (regular and postseason) against members of the Pro Football Hall of Fame ... Selected to four Pro Bowls ('71, '72, '74 and '75 seasons) and one AFL All-Star Game ('68 season) ... Named first-team AP All-Pro in '74 and was a second-team selection in '75 ... Played in 181 career regular season games, the seventh-highest total in club annals, as well as seven postseason contests ... Has the most postseason interceptions in Kansas City history with five, including two in the '69 AFL Championship Game and one in the Chiefs Super Bowl IV triumph over the Minnesota Vikings ... Won American Football League championships with Kansas City in '66 and '69 and was a member of the Chiefs Super Bowl I and Super Bowl IV squads ... Made the Chiefs as an undrafted free agent from Bishop College in Dallas ... Born June 3, 1943 in Angleton, Texas ... Has spent 30 seasons in the NFL coaching ranks with seven different teams ... Rejoined the Chiefs as defensive backs coach in 2010.



### THOMAS' PRO STATISTICS



	Games	No.	Yds.	Avg.	LG	TD	FUMBLE Recoveries
Chiefs Totals	181	58	938	16.2	73	5	7
Postseason	7	5	101	20.2	62	0	0

**Additional Stats:** Had 11 punt returns for 64 yards (5.8 avg.) and 29 kickoff returns for 673 yards (23.2 avg.).

### THOMAS' PRO SCORES (5)

Date	Opponent	How Scored	Result
11/12/67	@ Boston	57-yard INT Return	W Kansas City 23, Boston 10
11/27/69	Denver	45-yard INT Return	W Kansas City 31, Denver 17
10/18/71	Pittsburgh	32-yard INT Return	W Kansas City 38, Pittsburgh 17
9/15/74	N.Y. Jets	38-yard INT Return	W Kansas City 24, N.Y. Jets 16
12/4/74	Minnesota	73-yard INT Return	L Kansas City 15, Minnesota 35

### REGULAR SEASON SINGLE GAME CAREER HIGHS

**Interceptions:** 2, eight times, last at Denver (11/18/74)

**Long INT Return:** 73 vs. Minnesota (12/4/74)

**Fumble Recoveries:** 2 at Dallas (11/10/75)

**INT Return Yards:** 73 vs. Minnesota (12/4/74)

# 58

## DERRICK THOMAS


Linebacker • 1989-99



Alabama  
Draft (No. 1 - 1989)

Chiefs Hall of Fame (2001)  
Pro Football Hall of Fame (2009)

Pass rusher extraordinaire became the third Chiefs linebacker to be inducted into the Pro Football Hall of Fame ... Served as the heart and soul of the Chiefs franchise for 11 glorious seasons ('89-99) ... Was not only a bona fide star in terms of his contributions on the field, but also illuminated countless lives through his charitable efforts ... Received the '93 NFL Man of the Year Award, the '95 Byron "Whizzer" White Award and was named former President George H. W. Bush's "832nd Point of Light" ... On the field, was one of the most dominant defensive players of his day thanks to his patented sack-and-strip maneuver ... Established Chiefs career records for sacks (126.5), safeties (3), fumble recoveries (19) and forced fumbles (45) ... Only two players in NFL history own more safeties or fumble return TDs (4) ... His 126.5 sacks were the fourth-highest total ever by a linebacker at the time of his death and still rank 12th overall in NFL history ... Produced a club-record 20.0 sacks in '90, including an NFL-record 7.0 sacks vs. Seattle (11/11/90) ... A member of the Hall of Fame's All-Decade Team of the '90s, no player could top his 116.5 sacks during that decade ... The lone player in Chiefs history to see action in three different decades with his final contest coming vs. Oakland (1/2/00) ... Saw duty in 169 games (157 starts) and owns a share of another franchise mark with 10 career playoff appearances ... Won the Mack Lee Hill Award as a rookie in '89 ... Produced nine consecutive Pro Bowl berths following the '89-97 seasons, the second-highest total recorded by a player in Chiefs history ... Was the initial two-time winner ('91, '94) of the club's MVP trophy which now bears his name ... Known simply as "D.T." ... Was born January 1, 1967 in Miami, Florida, the same day the Chiefs won the '66 AFL Championship to advance to Super Bowl I. Died on February 8, 2000 in Miami, Fla. following a serious auto accident on January 23, 2000 in Kansas City, Mo.



... Produced a club-record 20.0 sacks in '90, including an NFL-record 7.0 sacks vs. Seattle (11/11/90) ... A member of the Hall of Fame's All-Decade Team of the '90s, no player could top his 116.5 sacks during that decade ... The lone player in Chiefs history to see action in three different decades with his final contest coming vs. Oakland (1/2/00) ... Saw duty in 169 games (157 starts) and owns a share of another franchise mark with 10 career playoff appearances ... Won the Mack Lee Hill Award as a rookie in '89 ... Produced nine consecutive Pro Bowl berths following the '89-97 seasons, the second-highest total recorded by a player in Chiefs history ... Was the initial two-time winner ('91, '94) of the club's MVP trophy which now bears his name ... Known simply as "D.T." ... Was born January 1, 1967 in Miami, Florida, the same day the Chiefs won the '66 AFL Championship to advance to Super Bowl I. Died on February 8, 2000 in Miami, Fla. following a serious auto accident on January 23, 2000 in Kansas City, Mo.



### THOMAS' PRO STATISTICS



			TACKLES			SACKS		INTERCEPTIONS					QB	
Year	Team	G-S	Solos	Asst.	Total	No.	Yds.	No.	Yds.	LG	PDs	FF	FR	Press.
1989	Kansas City	16-16	56	19	75	10.0	95.5	0	0	--	4	3	1	55
1990	Kansas City	15-15	47	16	63	20.0	150.0	0	0	--	5	6	2	35
1991	Kansas City	16-15	60	19	79	13.5	112.0	0	0	--	2	4	4	42
1992	Kansas City	16-16	54	13	67	14.5	113.0	0	0	--	2	8	3	27
1993	Kansas City	16-15	32	11	43	8.0	50.0	0	0	--	0	4	1	47
1994	Kansas City	16-15	67	19	86	11.0	71.0	0	0	--	5	6	3	45
1995	Kansas City	15-15	59	12	71	8.0	57.5	0	0	--	4	2	1	54
1996	Kansas City	16-15	49	9	58	13.0	99.0	0	0	--	4	3	1	47
1997	Kansas City	12-10	34	21	55	9.5	56.5	0	0	--	2	3	0	34
1998	Kansas City	15-10	40	12	54	12.0	79.0	0	0	--	1	3	2	26
1999	Kansas City	16-16	56	21	77	7.0	65.0	1	20	20	5	3	1	32
NFL Totals		169-158	558	170	728	126.5	948.5	1	20	20	34	45	19	444
Postseason		10-10	36	1	37	7.5	55.0	0	0	--	2	3	0	4

**Additional Stats:** Had four career touchdowns - a 23-yard fumble return at L.A. Rams (11/10/91), a fumble recovery in the end zone vs. Denver (12/27/92), an 86-yard fumble return at Seattle (12/5/93) and a 44-yard fumble return at Oakland (12/26/98). Had three safeties - vs. San Francisco (9/11/94), at San Diego (12/14/97) and vs. Oakland (9/6/98). Blocked a field goal vs. Pittsburgh (10/7/96).

# 61

## CURLEY CULP


Defensive Tackle • 1968-74



Arizona State  
Trade (1968)

Chiefs Hall of Fame (2008)  
Pro Football Hall of Fame (2013)

The fifth member of the Chiefs defense of the 1960-70s to be enshrined into the Pro Football Hall of Fame ... Becomes the seventh player and ninth member of the team's Super Bowl IV victory in 1970 to enter Canton ... An anchor of the Chiefs defensive line for seven seasons ... Heralded as



one of the quickest defensive linemen in the league ... Became a prototype for today's 3-4 nose tackle ... Starting defensive tackle on Kansas City's Super Bowl IV squad ... A member of the Chiefs 25-Year All-Time Team ... Played in AFL All-Star Game following the 1969 campaign and the Pro Bowl after the 1971 campaign ... Named AP Defensive Player of the Week for outstanding games in both 1969 and 1973 ... Claimed the unofficial sack crown for the Chiefs with 9.0 QB takedowns in 1973 ... Owned five fumble recoveries while in a Kansas City uniform ... Appeared in 82 games for the Chiefs after joining the club in a trade with Denver ... Originally entered pro football as a second-round pick of the Broncos in 1968 ... Was traded to Houston in 1974 and played eight more seasons with Houston (1974-80) and Detroit (1980-81), earning four Pro Bowl berths during his tenure with the Oilers ... Earned All-America honors from *The Sporting News* and *Time* as a collegiate player at Arizona State ... Was the NCAA heavyweight wrestling champion in 1967 and was named to the 1968 U.S. Olympic wrestling team ... Born March 10, 1946 in Yuma, Ariz.



### CULP'S PRO STATISTICS



	Games	FUMBLE Recoveries	Interceptions
Chiefs Totals	82	5	0
Pro Totals	179	13	1

### ENSHRINEMENT REMARKS

"You know, this is an occasion that's long been in my dreams and now lives in reality. I cannot express how glorious a feeling this is for me and my family who have long hoped with me that this day would come. So to be enshrined into the Pro Football Hall of Fame gives me joy and inspiration that would last the rest of my life ... It is an honor for me to be placed among all of these great Hall of Famers, and an honor to wear the great red and white of the Kansas City Chiefs and the blue and white of the Houston Oilers, I am now honored and humbled to wear Hall of Fame gold."

- Curley Culp • August 3, 2013





## **Mike Webster, Center, 1989-90**

Enshrined Pro Football Hall of Fame 1997



# 53



Concluded his storied 17-year NFL career with two seasons in Kansas City ('89-90), but will be remembered by most for his 15 seasons ('74-88) with the Pittsburgh Steelers ... Regarded by many as the greatest center to ever play the game ... Noted for not only his strength, toughness and durability, but also his character ... A fifth-round draft pick of the Pittsburgh Steelers out of the University of Wisconsin in '74, went on to become one of the most dominating and durable offensive linemen of his era ... Played in 245 career games (207 starts), tying the NFL record for most contests ever played by a center ... Only seven other offensive linemen in league history have seen action in more games ... A member of Pittsburgh's teams which claimed wins in Super Bowls IX, X, XIII and XIV ... A nine-time Pro Bowler and six-time All-Pro selection ... Named to both the NFL's 75th Anniversary Team and the NFL's Silver Anniversary Super Bowl squad ... Born in Tomahawk, Wis. on March 18, 1952 and died in Pittsburgh, Pennsylvania on September 24, 2002.

# 19



## **Joe Montana, Quarterback, 1993-94**

Enshrined Pro Football Hall of Fame 2000



Perhaps the finest quarterback ever to step under center in pro football history ... Concluded his masterful 16-year NFL tenure with two playoff seasons in Kansas City ('93-94) ... Spent 14 seasons ('79-92) in San Francisco and guided the 49ers to wins in Super Bowls XVI, XIX, XXIII and XXIV, earning game MVP honors three times (XVI, XIX and XXIV) ... The NFL's Most Valuable Player in '89 ... Earned eight Pro Bowl bids and led the league in passing in both '87 and '89 ... The king of the late-game heroics, exhibited his "Montana Magic" with 31 career fourth-quarter comebacks ... In '93, guided the Chiefs to their first AFC West title since '71 with an 11-5 mark ... Led Kansas City on a remarkable playoff run in '93 which concluded in Kansas City's first-ever trip to the AFC Championship Game ... Also took the Chiefs to the playoffs in '94, throwing for 314 yards in his final NFL game, a 27-17 postseason loss at Miami ... Played in 192 regular season NFL games with 164 starts and started 23 career playoff games ... Retired April 18, 1995, and at that time ranked fourth in NFL history in passing yards (40,551), attempts (5,391) and TD passes (273) ... Named to NFL's 75th Anniversary All-Time Team ... Born in New Eagle, Pa. on June 11, 1956.

**Note:** 2000 Pro Football Hall of Fame enshrinee Ronnie Lott never played in a regular season game for Kansas City, but retired as a member of the Chiefs in the '95 preseason.

## **Marv Levy, Head Coach, 1978-82**

Enshrined Pro Football Hall of Fame 2001



Just the 11th modern-era head coach to be elected to the Pro Football Hall of Fame ... The only coach in NFL history to guide his squad to four consecutive Super Bowls ... Spent 16½ seasons as NFL head coach, compiling a 143-112 regular season record with the Chiefs and Bills ... Produced a 31-42 record with Kansas City from '78-82 ... Joined the Chiefs after serving a five-year stint as the head coach of the CFL's Montreal Alouettes ... After inheriting a team that was coming off a 2-12 season in '77, he installed a Wing-T offense with the Chiefs in '78 ... The club made steady improvement under his guidance, posting records of 4-12 in '78, 7-9 in '79 and 8-8 in '80 ... In '81, the Chiefs finished 9-7, marking the team's first winning campaign since '73 ... His final year in Kansas City was a strike-shortened 3-6 campaign in '82 ... A veteran of three professional leagues, served one year as head coach of the USFL's Chicago Blitz in '84 ... Took over the Buffalo Bills midway through the '86 season and produced a franchise-best 112-70 regular season record and an 11-8 postseason mark over the '86-97 campaigns ... Under his guidance, the Bills won six AFC East titles, claimed AFC Championships and represented the AFC in Super Bowls XXV, XXVI, XXVII and XXVIII ... Born in Chicago, Ill. on August 3, 1925.



**Marcus Allen, Running Back, 1993-97**

Enshrined Pro Football Hall of Fame 2003

**32**

Regarded as one of the finest all-purpose performers in NFL history, playing the game with unparalleled class and professionalism ... Was presented in Canton on August 3, 2003 by his father, Harold "Red" Allen ... Signed with the Chiefs as an unrestricted free agent on June 9, 1993 ... Helped lead Kansas City to a 55-25 record and three AFC West titles in five seasons with the Chiefs ... Played in 222 regular season contests, the most of any running back in NFL history before retiring on April 9, 1998 ... Owns 145 career TDs, putting him at sixth all-time in NFL history ... Ranks third in league annals with 123 rushing TDs, including 44 in a Chiefs uniform ... Is eighth in NFL history with 3,022 rushing attempts and 12th with 12,243 rushing yards ... His 17,654 scrimmage yards are the seventh-highest career tally in the league books ... Led the league with 1,759 rushing yards and 2,314 yards from scrimmage in '85 ... Enjoyed six Pro Bowl seasons, including one with the Chiefs in '93 ... Was named the MVP of Super Bowl XVIII after compiling 191 rushing yards ... Won Kansas City's MVP Award in both '93 and '95 ... Also threw six TD passes during his career ... Was the first player in NFL history to record 10,000 yards rushing and 5,000 yards receiving ... Claimed the Heisman Trophy as a senior at Southern California in '81 ... Entered the NFL with the Raiders as the 10th overall selection in the '82 NFL Draft ... Enshrined in both the College Football and Missouri Sports Halls of Fame in 2001 ... Has served as an analyst and feature reporter for both CBS and The NFL Network ... Was an All-America quarterback and defensive back at San Diego's Lincoln High School ... Nicknamed "Cutty" for his innate ability to make opponents miss ... Born March 26, 1960 in San Diego, Calif.

**Warren Moon, Quarterback, 1999-00**

Enshrined Pro Football Hall of Fame 2006

Finished his 23-year career in the CFL and NFL as the most prolific passer in pro football history ... Competed in four decades of pro competition after beginning his career with the Edmonton Eskimos in '78, leading that club to an unprecedented five consecutive Grey Cup titles from '78-82 ... Made his NFL debut with Houston in '84 and went on to spend 17 seasons in the NFL ranks, seeing duty with Houston ('84-93), Minnesota ('94-96), Seattle ('97-98) and Kansas City ('99-00) ... Registered nine Pro Bowl berths during his illustrious career ... Earned All-Pro honors with the Oilers in '90, leading the league in completions (362), attempts (584), passing yards (4,689) and TDs (33) ... Including his regular and postseason totals in both the CFL and NFL, saw duty in an incredible 324 meaningful professional games, starting 263 of those contests, producing 5,754 completions, 9,880 attempts, 73,561 yards, 464 TDs and 331 INTs ... Those 73,561 career passing yards in both leagues translate into an astounding 42.0 miles ... In 208 games (203 starts) of regular season NFL competition, completed 3,988 of 6,823 passes for 49,325 yards with 291 TDs ... Also made 10 career NFL postseason starts ... Threw for 527 yards in a 27-10 Houston win at Kansas City (12/16/90), the second-highest single-game passing performance in NFL history ... Concluded his storied career with a two-year stint in Kansas City ... Became the oldest QB to ever start for the Chiefs when he opened a contest at San Diego (11/26/00) ... Was named the NFL's Man of the Year in '89 ... Born in Los Angeles, Calif. on November 18, 1956.

**Willie Roaf, Tackle, 2002-05**

Enshrined Pro Football Hall of Fame 2012

**77**

Heralded as one of the most consistent offensive linemen in NFL history, Roaf was elected to 11 Pro Bowls during his illustrious 13-year NFL career ... His 11 Pro Bowls tied him with Cincinnati's T Anthony Munoz (1998) and Baltimore's T Jonathan Ogden for the most Pro Bowl berths ever by an offensive tackle ... Spent four seasons with Kansas City (2002-05) and earned Pro Bowl invitations following each of those campaigns, the highest total by any offensive tackle in Chiefs history ... Received first-team AP All-Pro honors four times during his career, including the 2003-04 campaigns with the Chiefs ... One of the most dominant players at his position during his era, Roaf was named to the All-Decade Team of the 1990s and the 2000s by the Pro Football Hall of Fame ... Blocked for a 1,000-yard rusher during three of his four seasons with the Chiefs ... RB

Larry Johnson compiled 1,750 rushing yards in 2005, the second-highest single-season total in team history. RB Priest Holmes, the franchise's all-time leading rusher, produced 1,615 rushing yards in 2002, the third-best seasonal mark in club annals ... QB Trent Green did not miss a single start with Roaf protecting his blind side, as the quarterback earned Pro Bowl honors in both 2003 and 2005 ... Helped anchor an offensive line that served as the foundation for one of the most potent offensive stretches in Chiefs history ... In 2004, Kansas City set an NFL single-season record with 398 first downs and led the league in total offense for the first time in franchise history, averaging a club-record 418.4 yards per game ... Started 189 regular season games and three postseason games during his NFL career ... Entered the NFL as a first-round draft pick (eighth overall) in 1993 out of Louisiana Tech ... Joined the Chiefs in a trade with New Orleans in 2002 ... Born in Pine Bluff, Ark.

# CHIEFS HALL OF FAME



*In tribute to those who have made outstanding contributions to the success of the Kansas City Chiefs Football Club, the team established a Hall of Fame. New inductees are selected based on exemplary play, as well as other criteria consistent with the high standards associated with the Chiefs. The award is announced annually at the "101 Banquet," with the honoree being recognized each year at Alumni Weekend. Eleven members of the Chiefs Hall of Fame are also enshrines in the Professional Football Hall of Fame in Canton, Ohio.*

## Lamar Hunt, Founder, 1960-2006



### Inducted 1970

For bio, see first page of Honors section.

# 36

## Mack Lee Hill, Running Back, 1964-65

### Inducted 1971

Played running back for the Chiefs for two memorable seasons ('64-65) ... Died tragically while undergoing surgery after suffering a knee injury in the next-to-last game of the '65 season at Buffalo (12/12/65) ... Made the Chiefs roster in '64 as a rookie free agent out of Southern University and wound up as the team's second-leading rusher that season with 567 yards and four touchdowns on 105 carries ... Played in the AFL All-Star game after his rookie campaign ... Gained 627 yards, second-most on the team, in his second pro season ... Saw duty in just 27 career games ... Nicknamed "The Truck" ... His number 36 is retired ... Each year since '66, the Chiefs have annually presented the Mack Lee Hill Award to the team's top rookie or first-year performer ... Born on August 17, 1940 in Quincy, Fla. and died on December 14, 1965 in Kansas City, Mo.



### HILL'S CHIEFS STATISTICS

Games	No.	Rushing					No.	Receiving				
		Yds.	Avg.	LG	TD			Yds.	Avg.	LG	TD	
27	230	1,203	5.2	71	6		40	408	10.2	46	3	

## Jerry Mays, Defensive Tackle/Defensive End, 1961-70

# 75

### Inducted 1972



Was a force on the Chiefs vaunted defensive line for 10 years ... Named to the All-Time AFL Team by the Pro Football Hall of Fame ... Was selected to play in the AFL All-Star game six times, following the '62 and '64-68 seasons ... Also made an appearance in the AFC-NFC Pro Bowl after the '70 campaign ... Played in 140 games with the Chiefs after joining the club as a fifth-round pick of the Dallas Texans in the '61 AFL Draft ... Was a starter at left defensive end on the Chiefs Super Bowl IV championship team ... Broke into pro football as a defensive tackle during his rookie campaign before switching to defensive end later that year ... Was a college standout at SMU ... Born November 24, 1939 in Dallas, Texas and died on July 17, 1994 in Lake Lewisville, Texas.

# 84

## Fred Arbanas, Tight End, 1961-70

### Inducted 1973

Was considered one of pro football's finest tight ends during his 10 seasons with the Texans/Chiefs ... Named to the All-Time AFL Team by the Pro Football Hall of Fame ... Was a five-time AFL All-Star, earning a spot on that squad following the '62-65 and '67 seasons ... Earned All-AFL honors on six occasions ... Was known for his tenacious blocking and courage ... Lost the sight in one eye in an accident in December of '64, but came back strong to earn All-AFL accolades the following season ... Member of Kansas City's Super Bowl IV title team ... Played in 118 games, catching 198 passes for 3,101 yards and 34 TDs ... Was a seventh-round pick of the Texans after a stellar college career at Michigan State ... Inducted into the Missouri Sports Hall of Fame in '97... Born on January 14, 1939 in Detroit, Mich.



### ARBANAS' CHIEFS STATISTICS

Games	No.	Receiving					No.	Rushing				
		Yds.	Avg.	LG	TD			Yds.	Avg.	LG	TD	
118	198	3,101	15.7	67	34		4	15	3.8	8	0	


**Inducted 1974**

Excelled as both a halfback ('60-61) and safety ('62-71) ... Named to the AFL's All-Time Team by the Pro Football Hall of Fame as a safety ... Was the third-leading interceptor in AFL history with 43 ... His 57 career interceptions rank second in team history ... Led the AFL in picks with 10 in '66 and topped the NFL in '70 with 10 ... The Texans/Chiefs recorded a remarkable 35-1-1 record in games when he had an interception ... Was a six-time All-AFL selection ('63-68) and played in the AFC-NFC Pro Bowl following the '70 season ... Played in 164 career games ... As a halfback during the franchise's first two seasons, he rushed for 658 yards and six TDs on 150 carries and caught 77 passes for 1,228 yards and nine scores ... Was a first-round pick of the Texans in '60 ... Was also a first-round pick of the NFL's Detroit Lions ... Was a member of the Chiefs Super

Bowl IV championship team and LSU's '59 National Championship squad ... Also enshrined in the Missouri Sports Hall of Fame ... Born September 9, 1938 in Delhi, La.


**ROBINSON'S CHIEFS STATISTICS**

Rushing					Receiving					Punt Returns				Interceptions					
G	No.	Yds.	Avg.	TD	No.	Yds.	Avg.	TD		No.	Yds.	Avg.	TD	No.	Yds.	Avg.	LG	TD	FR
164	150	658	4.4	6	77	1,228	15.9	9		3	29	9.7	0	57	741	13.0	57	1	6

Led the Texans/Chiefs in pass receptions in four of his eight seasons: '61-63 and '65 ... Was an AFL All-Star in '61 and a first-team All-AFL pick in '62 ... Played in 103 regular season contests ... Ranks fourth in franchise history in pass receptions (391) and sixth in receiving yards (5,505) ... His 55 career TD grabs are the third-most in club annals ... Caught a team-record 12 TD passes during the '62 season ... Member of AFL championship squads in '62 and '66 ... Tied with WR Otis Taylor with a team-high 58 catches during the club's Super Bowl I season in '66 ... Joined Texans as a first-round pick in '60 ... As a senior at Stanford in '59, he set an NCAA record with 61 catches ... Was enshrined in the College Football Hall of Fame in '95 ... Born January 31, 1938 in Oakland, Calif.


**BURFORD'S CHIEFS STATISTICS**

Receiving						Rushing				
Games	No.	Yds.	Avg.	LG	TD	No.	Yds.	Avg.	LG	TD
103	391	5,505	14.1	69	55	3	10	3.3	13	0


**Inducted 1976**

One of the most fiery competitors in franchise history ... Distinguished himself as both a linebacker ('61-67) and center ('68-70) ... Named to five AFL All-Star affairs as a linebacker, following the '61-62 and '64-66 seasons ... Given name was Emil Joe, but was known simply as E.J. or as the Chiefs "Holler Guy" ... Was the starting center on Kansas City's Super Bowl IV title team ... Played in 127 games after joining the Chiefs as a first-round draft pick of the Texans in '61 ... Made nine career interceptions ... Is one of the best players to ever come out of Texas Tech, where his career earned him a place in the College Football Hall of Fame in '86 ... Born January 5, 1938 in Schulenburg, Texas.

Considered by many to be the finest offensive tackle of his era ... Was selected to the AFL All-Star team or AFC-NFC Pro Bowl nine times ... Named to the All-Time AFL Team by the Pro Football Hall of Fame ... Was a starter in each of his 13 pro seasons, playing in 180 games ... His string of 180 straight games played is the third-longest streak in club history ... Named AFL Offensive Lineman of the Year in '69 ... Served on all three of the franchise's AFL Championship squads and was the starter at left tackle for the Chiefs in Super Bowl IV ... Also played one season with the Washington Redskins in '74 ... Was a college All-America choice at Ohio State and was chosen by the Texans in the third round of the '61 AFL Draft ... Born February 25, 1939 in Newark, Ohio and died on September 15, 1980 in Kansas City, Mo.


**Inducted 1977**



**Inducted 1978**

Spent five very productive seasons with the Chiefs before finishing his NFL career with the San Diego Chargers ('70-73) ... Is the seventh-leading rusher in Chiefs history, churning out 3,246 yards and 24 touchdowns on 736 carries ... Also caught 141 passes for 1,231 yards and seven scores ... Led team in rushing three times, including the '67 season when he gained 1,087 yards ... Was an All-AFL choice in '66-'67 ... Scored a five-yard TD against the Minnesota Vikings in Super Bowl IV victory running "65 toss power trap" ... Winner of the '65 Heisman Trophy ... Inducted into the College Football Hall of Fame in '85 ... Started Southern Cal's long legacy of talented tailbacks ... Was selected by Kansas City in the 20th round of the '66 AFL Draft ... Born April 12, 1944 in Los Angeles, Calif.

**GARRETT'S CHIEFS STATISTICS**

Rushing						Receiving					Punt Returns				
Games	No.	Yds.	Avg.	LG	TD	No.	Yds.	Avg.	LG	TD	No.	Yds.	Avg.	LG	TD
58	736	3,246	4.4	77	24	141	1,231	8.7	43	7	34	223	6.6	79	1

**Inducted 1979**

For bio, see fourth page of Honors section.

**Bobby Bell, Linebacker, 1963-74**

**Inducted 1980**

For bio, see second page of Honors section.

**Inducted 1981**

For bio, see fifth page of Honors section.

**Otis Taylor, Wide Receiver, 1965-75**



**Inducted 1982**

Was one of the best and most exciting wide receivers of his era ... Played in one AFL All-Star game after the '66 season and two AFC-NFC Pro Bowls, following the '71-'72 campaigns ... Played in 130 regular season games ... His 7,306 receiving yards, 57 TD receptions and 19 100-yard games all rank second in team history, while his 410 career receptions rank third ... Twice topped the 1,000-yard receiving mark in a season, getting 1,297 in '66 and 1,110 in '71 ... Led Chiefs in pass receptions on five occasions ('66-'67 and '70-'72) ... Hauled in a dazzling 46-yard TD pass in Super Bowl IV labeled as "the signature play in team history" by Lamar Hunt ... Had his college number 17 retired by Prairie View A&M ... Was a fourth-round pick of the Chiefs in the '65 AFL Draft ... Spent several years as a scout for the Chiefs following his playing career ... Became a member

**TAYLOR'S CHIEFS STATISTICS**

Receiving						Rushing				
Games	No.	Yds.	Avg.	LG	TD	No.	Yds.	Avg.	LG	TD
130	410	7,306	17.8	89	57	30	161	5.4	30	3

**Inducted 1984**

Was the finest offensive guard to play in the AFL ... Was named to the AFL's All-Time Team by the Pro Football Hall of Fame ... Was named to play in the AFL All-Star game or AFC-NFC Pro Bowl eight times, following the '63 and '65-'71 seasons ... Was a starter during each of the Chiefs two Super Bowl appearances ... His 14 seasons with the Chiefs are tied for the second-most in team history ... Saw action in 177 career regular season games ... Was a first-team All-AFL pick in '66 and '69 ... His son, Brad, played for the Chiefs from '80-'86 ... Selected by Kansas City in the first round of the '63 AFL Draft ... Was a college standout at Michigan State ... Was inducted into the Missouri Sports Hall of Fame in '98 ... Born November 2, 1940 in Highland Park, Mich.



**Inducted 1985**

For bio, see third page of Honors section.

**18**

**Emmitt Thomas, Cornerback, 1966-78**

**Inducted 1986**

For bio, see eighth page of Honors section.

**Hank Stram, Head Coach, 1960-74**



**Inducted 1987**

For bio, see seventh page of Honors section.

**44**

**Jerrel Wilson, Punter, 1963-77**

**Inducted 1988**

Considered one of the top punters to ever play the game ... Was named to the All-Time AFL team by the Pro Football Hall of Fame ... Played more seasons (15) than any player in team history, while his 203 games played rank third in club annals ... Owns franchise records for most punts in a career (1,018), as well as records for gross average in a season (45.5) and game (56.4) ... His 43.4-yard career average ranks second in club annals ... Owns the NFL record for most seasons leading the league in punting average, doing so four times ('65, '68, '72-73) ... Owns the Super Bowl record for career punting average (46.5) ... Known as both "Thunderfoot" and "Duck" ... Had four career punts over 70 yards ... Named to three AFC-NFC Pro Bowl squads ... Was a center at Southern Mississippi ... Played some running back early in his pro career ... Spent one season with the New England Patriots in '78 ... Drafted by Kansas City in the 11th round of the '63 AFL Draft ... Born October 4, 1941 in New Orleans, La. and died on April 9, 2005 in Bronson, Texas.




**WILSON'S CHIEFS STATISTICS**

Punting							Rushing				
Games	No.	Yds.	Avg.	LG	Blk	Net Avg.	No.	Yds.	Avg.	LG	TD
203	1,018	44,218	43.4	72	12	35.4	21	53	2.5	12	0

**Ed Podolak, Running Back, 1969-77**

**14**

**Inducted 1989**



Is one of the toughest, most hard-nosed players to ever don a Chiefs uniform ... Played in 104 regular season games (66 starts) ... Is the Chiefs fourth all-time leading rusher with 4,451 yards on 1,157 carries and ranks sixth with 34 TDs ... Was also an excellent pass receiver and return man ... Caught 288 passes for 2,456 yards and six scores while averaging 8.6 yards per punt return and 20.5 yards per kickoff return ... His 8,343 career combined net yards are the fifth-most in club history ... Had one of the finest all-around performances in pro football history on Christmas Day '71, when he had an NFL single-game postseason record 350 total yards in a double OT playoff loss to Miami; had 85 rushing yards, 110 receiving yards and 155 yards on returns ... Led Kansas City in rushing five times, while pacing the squad in receiving and punt

returns three times apiece ... Selected by the Chiefs in the second round of the '69 draft ... Played QB and RB at the University of Iowa and does color commentary for the Hawkeye Radio Network ... Born September 1, 1947 in Atlantic, Iowa.

**PODLAK'S CHIEFS STATISTICS**

Rushing						Receiving					Kickoff Returns					Punt Returns				
G-S	No.	Yds.	Avg.	LG	TD	No.	Yds.	Avg.	LG	TD	No.	Yds.	Avg.	LG	TD	No.	Yds.	Avg.	LG	TD
104-66	1,157	4,451	3.8	65	34	288	2,456	8.5	59	6	34	697	20.5	38	0	86	739	8.6	60	0



51

**Jim Lynch, Linebacker, 1967-77****Inducted 1990**

Teamed with Pro Football Hall of Famers Willie Lanier and Bobby Bell to form one of the finest linebacker trios the game has ever seen ... The trio played together for eight memorable seasons ('67-74) ... Played in 151 games, including a string of 148 in a row ... Manned the right linebacker spot, where he recorded 17 interceptions ... Also produced 14 fumble recoveries, tying for the fifth-highest total in franchise history ... Had four seasons where he recorded three interceptions and two campaigns with three fumble recoveries ... Helped Chiefs to a huge victory over the Minnesota Vikings in Super Bowl IV, making four tackles ... Played in AFL All-Star game following the '68 season ... Was the co-captain of Notre Dame's '66 National Championship team and won the Maxwell Award as the nation's outstanding defensive player ... Enshrined in the College Football Hall of Fame in '92 ... Was a second-round pick of Kansas City in '67 ... Born August 28, 1945 in Lima, Ohio.

**Abner Haynes, Running Back, 1960-64**

28

**Inducted 1991**

Exciting running back and return specialist who still owns or shares four franchise records, including most points in a game (30), most touchdowns in a game (five) and most rushing touchdowns in a game (four), while tying for third in team history with 8,447 career combined net yards ... Is the fifth-leading rusher in team history (3,814) ... Played in 70 regular season games ... Led club in rushing four times: '60-62 and '64 ... Selected as the AFL's first Player of the Year in '60 when he led the league with 875 rushing yards ... Became the franchise's initial 1,000-yard rusher, getting 1,049 during the '62 AFL title season ... Named All-AFL from '60-62 ... In '65 he was traded to the Denver Broncos, where he spent two seasons ... Also played with the N.Y. Jets and Miami Dolphins ... Originally a first-round pick of the Oakland Raiders in '60 ... Was a college standout at North Texas ... Born September 19, 1937 in Denton, Texas.

**HAYNES' CHIEFS STATISTICS**

Rushing						Receiving					Kickoff Returns				Punt Returns			
G	No.	Yds.	Avg.	LG	TD	No.	Yds.	Avg.	LG	TD	No.	Yds.	Avg.	TD	No.	Yds.	Avg.	TD
65	793	3,810	4.8	80	39	199	2,739	13.8	78	17	52	1,326	25.5	1	55	598	10.9	0

3

**Jan Stenerud, Kicker, 1967-79****Inducted 1992**

For bio, see page 366.

**Sherrill Headrick, Linebacker, 1960-67**

69


**Inducted 1993**

Hard-nosed, all-giving linebacker whose teammates called him "Psycho" for his rambunctious nature and style of play ... Named to four All-AFL All-Star squads ('61-62, '65-66) ... Played in 108 regular season contests and named All-Pro five times as one of the league's best middle linebackers ... Played one season at offensive guard, center and linebacker in Canada ('59) before joining the Texans for the initial AFL season in '60 ... Left TCU after three seasons ... Signed with the Texans as a free agent ... Had 14 interceptions during his eight-year Texans/Chiefs career, returning three for touchdowns ... Played in '62 and '66 AFL title game wins and Super Bowl I ... Was selected by the Cincinnati Bengals in the '68 AFL Expansion Draft and played with that club for one season ... Born March 13, 1937 in Waco, Texas.

58

**Jack Rudnay, Center, 1969-82****Inducted 1994**

Was regarded as one of the NFL's finest centers during the '70s ... Determined, gutsy, tough and humorous are probably the four best words that describe him ... Was the AFC's starting center in the Pro Bowl four straight times, following the '73-76 seasons ... Played in 178 games with the Chiefs, the fourth-most ever by a Kansas City offensive lineman, while his 171 starts are the third-most ever by a Chiefs player ... Put together an incredible string of 144 straight games played, beginning with the '70 season and lasting through the entire decade ... A fourth-round draft choice in '69, he missed the Chiefs Super Bowl IV season as a result of a back injury suffered in the College All-Star Game following his senior year at Northwestern ... Played both center and defensive tackle at Northwestern ... Born November 20, 1947 in Cleveland, Ohio.





**Inducted 1995**

Is the eighth-leading rusher in franchise history ... Was one of the early stars of the AFL ... Had 762 rushing attempts for 3,124 yards and 18 touchdowns ... Also caught 154 passes for 1,945 yards and 14 scores ... Played in 107 regular season games ... Made three AFL All-Star games following the '62 and '66-67 seasons and was named the Outstanding Player of the '62 game ... Was a member of both Chiefs Super Bowl teams and all three AFL title clubs ... Was named the AFL Rookie of the Year in '62, when he rushed for 604 yards and caught 29 passes for 333 yards ... Was the first AFL player to score a TD in a Super Bowl, catching a seven-yard pass in the second quarter of Super Bowl I ... Was a backup tight end on the Super Bowl IV championship squad ...

Selected as a future choice by the Texans in the 14th round of the '61 AFL Draft ... Rushed for 1,377 yards as a college halfback at the University of Kansas ... Has been inducted into both the Missouri and Kansas Sports Halls of Fame ... Nicknamed "The Count" ... Born June 25, 1939 in Muskogee, Okla.

**McCLINTON'S CHIEFS STATISTICS**

Rushing						Receiving					
Games	No.	Yds.	Avg.	LG	TD	No.	Yds.	Avg.	LG	TD	
107	762	3,124	4.1	69	18	154	1,945	12.6	69	14	

Is one of the most celebrated and popular players in franchise history ... Was the finest free safety in the AFC throughout the '80s, grabbing six straight Pro Bowl berths following the '83-88 seasons, including five as a starter in the game ... Was selected to the Chiefs 25-Year Anniversary Team in '87 ... Entered the pro ranks as a rookie free agent punter, making him one of the most successful free agents in NFL history ... Owner of six 100-tackle seasons ... In 148 career games (124 starts), had 927 tackles, 50 interceptions, 15 fumble recoveries and three touchdowns ... Ranks third on the team's all-time interception list ... Led Chiefs in tackles four times and in interceptions on six occasions ... Won AFC interception title in '86 with nine pickoffs ... Was a strong safety and punter at Rutgers and was a high school quarterback ... Inducted into the Missouri Sports Hall of Fame in 2002 ... Is one of nine partners of the NFL's Jacksonville Jaguars ... Born September 12, 1959 in Palmyra, N.J.



**Inducted 1996**

**CHERRY'S CHIEFS STATISTICS**

Interceptions						Tackles			Sacks		
G-S	No.	Yds.	Avg.	LG	TD	Solos	Asst.	Total	No.	Yds.	FR
148-124	50	688	13.8	67	1	597	360	927	3.5	24.0	14



**Inducted 1997**

Exceptional offensive tackle manned the right side of the Chiefs line for 12 superb seasons ... Was a member of two AFL championship teams ('66 and '69) and both Chiefs squads that went to the Super Bowl ... Was the starting right tackle in Kansas City's Super Bowl IV victory over the Minnesota Vikings ... Played in 150 regular season games and did not miss a contest for nine straight seasons ('64-72) ... Was considered one of the game's best pass protectors during his career ... Selected by Kansas City in the 24th round of the '63 AFL Draft ... Was an outstanding collegiate tackle at Auburn University ... Born February 1, 1941 in Lanett, Ala.

**CHIEFS HONOR GROVE**



A grove of over 40 stately Giant Redwoods was planted in the Southeast corner of the Truman Sports Complex on April 15, 2002 in conjunction with the Chiefs 40th Anniversary Season in Kansas City. The selection of the tree species by Founder Lamar Hunt originated from a statement made by Vikings QB Joe Kapp following Super Bowl IV: "The Chiefs defensive line was very active and looked like a Redwood Forest." The "Chiefs Honor Grove" features permanent markers honoring the team's Hall of Fame players, whose names adorn the lockers of the Chiefs Hall of Honor presented by Time Warner Cable. During the Chiefs Alumni Weekend each year, an additional tree is planted in honor of the most recent Chiefs Hall of Fame inductee.

**Inducted 1998**

Was a force against the run as well as an unstoppable pass rusher ... Was a four-time Pro Bowl selection, following the '80-'82 and '84 seasons ... Named the Chiefs Most Valuable Player twice ('80 and '84) ... Started all 136 appearances he made in a Kansas City uniform ... Is third on the Chiefs all-time sack list with 73.0 ... Is second in team history with 992 tackles and also had 11 fumble recoveries ... Led team in sacks on six occasions and topped the team's tackle chart three times ... Recorded a Pro Bowl-record 85-yard fumble return TD in the '85 game ... Had two seasons ('80 and '84) with 14.5 sacks ... Was the second overall player taken in the '78 NFL Draft (Houston RB Earl Campbell was the first) ... Was traded to Buffalo in '88 where he played two years ... Inducted into the Missouri Sports Hall of Fame in 2005 ... Was the Southeastern Conference Player of the Year as a senior at the University of Kentucky ... Born December 5, 1955 in Camden, N.J.

**STILL'S CHIEFS STATISTICS**

G-S	Tackles			Sacks		
	Solos	Asst.	Total	No.	Yds	FR
136-136	699	293	992	73.0	517.0	11

**Lloyd Burruss, Safety, 1981-91****Inducted 1999**

The first Chiefs player to ever be the Mack Lee Hill Award winner ('81), the team's MVP ('85) and a member of the Chiefs Hall of Fame ... Was one of the premier strong safeties in the NFL throughout the '80s ... Played in 145 regular season games (103 starts) ... During that decade, he averaged 63 tackles per season, while recording 20 interceptions and scoring five touchdowns ... Gained league-wide recognition in '86 with his only Pro Bowl berth ... Was Kansas City's starting strong safety from '81-'88 ... Returned four of his 22 interceptions for a touchdown ... Only Bobby Bell (six), Emmitt Thomas (five) and Jim Kearney (five) have returned more interceptions for scores in Kansas City history ... Owns team record for interception return yardage (121) in a game ... Is co-holder of NFL and team records for interceptions returned for a touchdown in a game with two (KC's Jim Kearney, Derrick Johnson and 23 others share the league mark) ... Extremely productive player produced 628 tackles, 22 interceptions, seven fumble recoveries and 3.5 sacks ... Was a four-year starter at the University of Maryland ... Born October 31, 1957 in Charlottesville, Va.

**BURRUSS' CHIEFS STATISTICS**

G-S	Interceptions					Tackles			Sacks		
	No.	Yds.	Avg.	LG	TD	Solos	Asst.	Total	No.	Yds.	FR
145-103	22	509	23.1	83	4	429	199	628	3.5	21.0	7

**Christian Okoye, Running Back, 1987-92****Inducted 2000**

Unquestionably the most powerful runner ever to wear the Red and Gold ... Nicknamed "The Nigerian Nightmare" ... Doled out plenty of punishment during his six seasons with Kansas City ... His 1,246 rushing attempts rank third in franchise annals, while his 4,897 rushing yards rank as the third-highest total in Chiefs history ... Still holds the second-highest marks in club annals for rushing attempts in a season (370 in '89) and attempts in a game (38) ... Is third in team history with 14 career 100-yard games ... Racked up those numbers in just 79 games (65 starts) ... Became just the second Chief ever to lead the league in rushing, gaining an NFL-best 1,480 yards in '89 ... His 40 career rushing TDs rank fourth in Kansas City history ... Just the second Chiefs player ever to earn the club's Mack Lee Hill Award ('87), team MVP honors ('89) and be enshrined in the Chiefs Hall of Fame ... Was a Pro Bowl pick following the '89 and '91 seasons ... Originally came to the United States in '82 to compete in track and field at Azusa Pacific ... Joined the Azusa football squad in '84 and after just three seasons of organized football was a second-round draft choice of Kansas City in '87 ... Enshrined in the Missouri Sports Hall of Fame in 2003 ... The name Okoye in Nigerian means "Blessed on Sundays" ... Born August 16, 1961 in Enugu, Nigeria.

**OKOYE'S CHIEFS STATISTICS**

G-S	Rushing					Receiving				
	No.	Yds.	Avg.	LG	TD	No.	Yds.	Avg.	LG	TD
79-65	1,246	4,897	3.9	59	40	42	294	7.0	22	0

**Inducted 2001**

For bio, see ninth page of Honors section.

**76**

**John Alt, Tackle, 1984-96**

**Inducted 2002**

Monumental Minnesotan anchored Kansas City's offensive line for 13 seasons from his left tackle post ... The stoic standard-bearer by which all future Kansas City left tackles will be judged ... Played a prodigious part in the resurgence of the Chiefs franchise in the '90s ... Will Shields (224) and Jim Tyrer (180) are the only offensive linemen in team history to play in more games than Alt (179) ... Started 149 of those games and owns a share of a franchise record by making 10 career playoff appearances, including the '93 AFC Championship Game ... Earned back-to-back Pro Bowl trips following the '92 and '93 seasons ... An All-Pro pick in '90-91 ... A prolific pass protector, also helped Kansas City perennially produce some of the best rushing numbers in the '90s ... The Chiefs led the NFL in rushing for the first time in team history in '95 and produced five top 10 finishes during his tenure ... Former collegiate tight end claims to have "eaten his way" out of that position before moving to tackle at the University of Iowa ... Was a first-round draft choice in '84, the third offensive lineman selected overall ... Born May 30, 1962 in Stuttgart, Germany.



**Gary Spani, Linebacker, 1978-86**

**Inducted 2003**



The all-time leading tackler in Chiefs history with 999 career stops ... Played his inside linebacker post with tenacity and toughness for nine stellar seasons ... Led the club in tackles for four straight years ('78-81) and posted five 100-tackle campaigns ... His single-season record of 157 tackles in '79 stood until 2002 ... Played in 124 regular season contests (108 starts), averaging an impressive 8.1 tackles per game ... Accumulated 9.5 sacks, nine fumble recoveries and scored two TDs ... Was voted the Miller/NFL "Man of the Year" in '83 and O'Grady's "Crunchman of the Year" in '84 ... Helped guide the club to its first playoff berth in 15 years in '86 ... Joined the Chiefs as a third-round draft choice in '78 ... Was the first-ever consensus All-America performer at Kansas State ... Was enshrined in the College Football Hall of Fame in 2003 ... Inducted into the Kansas Sports Hall of

Fame in 2004 and the Missouri Sports Hall of Fame in 2006 ... Has served as a member of the Chiefs front office since '89 and currently serves as the club's Director of Special Events ... Born January 9, 1956 in Satanta, Kansas and attended high school in Manhattan, Kan., making him the only native-born Kansan in the Chiefs Hall of Fame.

**SPANI'S CHIEFS STATISTICS**

G-S	Tackles			Sacks		Interceptions					FR
	Solos	Asst.	Total	No.	Yds	No.	Yds.	Avg.	LG	TDs	
124-108	669	330	999	9.5	76.5	2	71	35.5	47	1	9

**37**

**Joe Delaney, Running Back, 1981-82**

**Inducted 2004**

Electrifying runner whose promising career was tragically cut short after just two NFL seasons ... Unassuming and humble off the field, was simply amazing once he stepped between the stripes ... Burst onto the NFL scene as the AFC Rookie of the Year in '81 when he earned a trip to the Pro Bowl and was named Chiefs MVP after establishing a then-franchise record with 1,121 rushing yards ... Helped propel the '81 Chiefs to a 9-7 record, the club's first winning season since '73 ... After coming off the bench to record 101 rushing yards in his initial NFL action at New England (10/4/81), ran for 106 yards and registered 104 receiving yards in his initial pro start vs. Oakland (10/11/81) ... His 193-yard outing vs. Houston (11/15/81) remains the seventh-highest single-game rushing output in franchise history ... In just 23 career games, amassed 329 carries for 1,501 yards with three TDs, as well as 33 receptions for 299 yards ... Joined the Chiefs as a second-round draft choice out of Northwestern Louisiana where was a part of the school's NCAA Division I champion 4x100 meter relay team ... Born October 30, 1958 in Henderson, Texas ... Drowned on June 29, 1983 attempting to save the lives of three youngsters in Monroe, La. and was buried on July 4, 1983 in Houghton, La. ... Posthumously awarded the Presidential Citizen's Medal by Ronald Reagan on July 13, 1983 ... Received the NCAA Award of Valor in '84 and was enshrined in the College Football Hall of Fame in '97.



**DELANEY'S CHIEFS STATISTICS**

G-S	Rushing					Receiving					Kickoff Returns				
	No.	Yds.	Avg.	LG	TD	No.	Yds.	Avg.	LG	TD	No.	Yds.	Avg.	LG	TD
23-17	329	1,501	4.6	82t	3	33	299	9.1	61	0	1	11	11.0	11	0



### Inducted 2005

The only individual other than Lamar Hunt who was involved with the Texans/Chiefs franchise every year from '60 until the time of Hunt's passing ... Joins Hunt as the only individual other than a player or coach to be inducted in the Chiefs Hall of Fame ... "Jack's contributions to the American Football League, Arrowhead Stadium and the Chiefs franchise have helped positively define the sport in Mid-America," Hunt remarked ... Served in the club's top management position for 29 years as both General Manager from November of '60 to '76 and President from '77 to '88 ... Was instrumental in the franchise's move from Dallas to Kansas City in '63 ... His lobbying efforts for a dual-stadium concept eventually evolved into the Truman Sports Complex, a lasting reminder of his foresight and a project whose design, development and construction he oversaw ... The Chiefs captured three AFL

titles as he and head coach Hank Stram guided the franchise's fortunes with the club's finest hour coming with a victory in Super Bowl IV ... Noted for his many charitable and philanthropic efforts, was honored as the "Kansas Citian of the Year" in '88 by the Chamber of Commerce of Greater Kansas City ... Recognized as an innovative and successful businessman, held the post of Chairman of the Board for the franchise from '89-04 and served as Vice Chairman of the Board from 2005-07.

## 90

### Neil Smith, Defensive End 1988-96

### Inducted 2006



Was one of the bedrocks upon which the Chiefs defensive dominance of the '90s was built ... Paired with LB Derrick Thomas to forge one of the most feared pass rushing duos in NFL history ... Served as a foundation for a franchise-record string of six straight postseason appearances from '90-95, making nine playoff starts over that span ... Possessed an imposing seven-foot wingspan that helped wreck havoc on opponents and allowed him to make a myriad of momentum-changing plays ... Accumulated 86.5 sacks and 29 forced fumbles in Kansas City – totals that both rank second in Chiefs history behind only Thomas – in addition to blocking five FGs ... Will forever be intrinsically linked with his "little buddy" Thomas, but his individual accomplishments clearly stand on their own merit ... Registered double-digit sacks for four straight seasons from '92-95, leading the team or tying for the team lead with Thomas each of those years ... Voted team MVP following the '92 campaign when he had 14.5 sacks and followed up that performance with a career-high 15.0 sacks in '93 ... Played in 138 regular season games for Kansas City, accumulating 546 tackles (403 solo), three INTs with one TD, 13 fumble recoveries with one TD and 22 passes defended ... Departed Kansas City following the '96 campaign and won a pair of Super Bowl rings with Denver, but it was in Kansas City where his legacy as one of the NFL's most dominant defensive performers of the '90s was clearly solidified ... The Chiefs traded up with Detroit to select Smith with the second overall pick in the '88 NFL Draft ... Was an All-America performer at the University of Nebraska ... Born April 10, 1966 in New Orleans, La.

#### SMITH'S CHIEFS STATISTICS

G-S	Tackles			Fumbles		Sacks		INTs		Passes	QB
	Solos	Asst.	Total	Rec.	For.	No.	Yds.	No.	Yds.	Defended	Pressures
138-127	403	143	546	13	29	86.5	642.5	3	66	22	346

### Albert Lewis, Cornerback, 1983-93

## 29



### Inducted 2007

Vaunted cover man was a lynchpin for the league's most decorated secondary unit for over a decade ... Picked off 20 passes during his first four professional campaigns before opponents finally decided it wasn't a good idea to test him ... Four-time Pro Bowl cornerback concluded his Chiefs tenure with 38 career interceptions, the fifth-highest total in franchise history ... In addition to his exemplary coverage skills, possessed tremendous speed off the edge and owned an uncanny ability to stretch out his body on special teams ... Utilized those rare traits to become the most adept kick blocker in franchise history, swatting down a team-record 10 punts, four of which were returned by the Chiefs for a TD ... Named Kansas City's MVP following the '86 season when he accounted for 69 tackles (61 solo), four INTs, two fumble recoveries, a sack and a blocked punt ... Also earned a spot on

the Chiefs 25-Year All-Time Team in '87 ... Helped lead the club to five playoff berths and was a member of the '93 squad that reached the AFC Championship Game ... Saw duty in 150 games (128 starts) for the Red and Gold, accumulating 555 tackles (450 solo), 38 INTs, 11 fumble recoveries and 4.5 sacks ... Spent the final five years of his professional career with Oakland, but it was in a Chiefs uniform where he built his reputation as one of the most respected cornerbacks of his era ... Joined the club as a third-round selection in the '83 NFL Draft out of Grambling ... Born October 6, 1960 in Mansfield, La.

#### LEWIS' CHIEFS STATISTICS

G-S	Interceptions					Tackles			Blocked		
	No.	Yds.	Avg.	LG	TD	Solos	Asst.	Total	Sacks	FR	Punts
150-128	38	329	8.7	34	0	450	105	555	4.5	11	10



Inducted 2008

For bio, see 10th page of Honors section.

## Nick Lowery, Kicker, 1980-93

8



## Inducted 2009

The all-time leading scorer in franchise history, accumulated 1,466 career points in 14 seasons with the Red and Gold ... Clutch kicker also holds Chiefs career records for made field goals (329), PATs made (479) and PATs attempted (483) ... Three-time Pro Bowl performer was one of the most accurate long-distance kickers in league history, connecting on a team-record 20 FGs from 50 yards or longer during his illustrious career ... Owns the three longest FGs in Chiefs annals, including a pair of 58-yard efforts ... Registered a team-record 14 game-winning FGs during his tenure in Kansas City, seven of which came from 40 yards or more ... Enjoyed a Pro Bowl campaign in '90 as the Chiefs made the playoffs, setting a franchise single-season record with 34 made FGs and scoring 139 points, the highest tally ever for a Kansas City kicker ...

Only P Jerrel Wilson (15) played more seasons and only G Will Shields (224) played in more games in a Chiefs uniform ... Was a member of five Chiefs playoff squads ... Based on his 17-year NFL career totals with New England ('78), Kansas City ('80-93) and the N.Y. Jets ('94-96), ranks eighth in NFL history in made FGs (383) and is 10th in points (1,711) ... Converted 80.2% of his FGs (329 of 410) and 99.3% of his PATs (479 of 483) with Kansas City ... Before landing with the Chiefs as a free agent in '80, had been cut 11 times by eight clubs over a two-year span ... The lone Chiefs player to ever hail from Dartmouth, was involved in efforts that assisted three different U.S. Presidents (Reagan, H.W. Bush and Clinton) ... Was the winner of the '93 Byron "Whizzer" White Award ... Born May 27, 1956 in Munich, Germany.


## LOWERY'S CHIEFS STATISTICS

G-S	Field Goals			LG	PATs	Points	50-yard	Game-Winning
	Made	Att.	Pct.				FGs	FGs
212-0	329	410	80.2	58	479-483	1,466	20	14



## Marty Schottenheimer, Head Coach, 1989-98

## Inducted 2010



Owning the best winning percentage of any head coach in Chiefs history, became the 40th inductee into the Chiefs Hall of Fame ... Joins Pro Football Hall of Fame enshrinee Hank Stram as only the second coach to be enshrined in this prestigious group ... Compiled a 101-58-1 regular season record at the helm of the Chiefs, giving him a .634 winning percentage ... Won 101 regular season games during his tenure, the highest total during any 10-year span in the franchise's storied 50-year history ... Buffalo (111) was the only AFC club to win more games in the '90s than Kansas City (109) ... Guided Kansas City to seven playoff appearances and coached in 10 postseason contests, the highest totals of any Chiefs head coach ... Led the club to the playoffs seven times in the '90s, making Kansas City one of just three clubs to achieve that feat ... Captured AFC West titles in '93, '95 and '97 in addition to leading Kansas City to its first-ever appearance in the AFC Championship Game following the '93 campaign ... Coached his Chiefs teams to a 62-18 (.775) regular season home record at Arrowhead, marking the third-best home record in the NFL over that 10-year span ... Registered 30 seasons as a coach in the NFL ranks, including 21 seasons as a head coach with Cleveland ('84-88), Kansas City ('89-98), Washington (2001) and San Diego (2002-06) ... Concluded his NFL head coaching tenure with a 200-126-1 (.613) regular season record and 13 playoff appearances ... Only four coaches in NFL history posted more regular season wins and all are enshrined in the Pro Football Hall of Fame - Don Shula (328), George Halas (318), Tom Landry (250) and Curly Lambeau (226) ... One of only five coaches to lead three different clubs to the playoffs in NFL history ... Was a seventh-round selection of Buffalo in the '65 AFL Draft ... Spent six season in the AFL with Buffalo ('65-68) and Boston ('69-70) ... Born September 23, 1943 in Canonsburg, Pa.



**Inducted 2011**

Part of a Chiefs secondary that was feared by opposing teams, Kevin Ross patrolled Kansas City's defensive backfield for 10-straight seasons and returned to the Chiefs after a three-year hiatus to finish his career with Kansas City ... Two-time Pro Bowler was an unheard-of seventh-round draft pick in '84 but became a top performer in the league ... Finished his Chiefs career with 156 games played (144 starts) ... Tallied 30 INTs for 551 yards (18.4 avg.), returning two picks for touchdowns ... Produced 826 tackles (620 solo), 4.0 sacks, 30 INTs for 551 yards with two touchdowns, 12 fumble recoveries, 12 forced fumbles, a blocked punt and a blocked field goal ... Earned the nickname "Rock" for his hard-hitting style of play and the punishing blows that he delivered to opponents ... Lined up at primarily cornerback in his first 10 campaigns with Kansas City but moved to safety for his final season in '97 ... Ross started eight postseason contests with the Chiefs, accumulating 44 tackles (37 solo) and a forced fumble ... Earned his first trip to the Pro Bowl following the '89 season after tying for fifth on the team with 75 tackles (57 solo), 13 passes defended, one forced fumble and intercepting a team-high four passes ... Was selected to his second straight Pro Bowl in '90 after pacing the Chiefs with five INTs and 14 passes defended ... Before returning to Kansas City '97, spent time in Atlanta ('94-95) and San Diego ('96) ... Originally entered the NFL as a seventh-round selection (173rd overall) of Kansas City in the '84 draft ... Born January 16, 1962 in Camden, N.J.

**ROSS' CHIEFS STATISTICS**

G-S	No.	Interceptions				Tackles				Sacks	FR	FF
		Yds.	Avg.	LG	TD	Solos	Asst.	Total				
156-144	30	551	18.4	99t	2	620	206	826		4.0	12	12

**68**

**Will Shields, Guard, 1993-06**

**Inducted 2012**



An anchor of the Chiefs offensive line for 14 seasons ... Known as one of the most reliable, durable and dependable offensive linemen in league history ... Appeared in a franchise-record 224 games with 223 starts to rank first in club history ... His 14 years of service rank second in team annals ... Elected to 12 consecutive Pro Bowls, earning his first trip to the NFL's annual all-star game following the 1995 season ... His 12 career Pro Bowls stand tied for sixth all-time in NFL history for most career Pro Bowl appearances by an NFL player ... Named the Walter Payton NFL Man of the Year in 2003 for not only his accomplishments on the field but also his extensive work off the field through his "Will to Succeed Foundation" ... Honored as the team's Mack Lee Hill Award winner in 1993 as the club's top rookie or first-year player ... Helped pave the way for five individual 1,000-yard rushers during his tenure with the Chiefs ... Helped the Chiefs lead the league in rushing offense in 1995 with 2,222 yards ... Blocked for RB Larry Johnson as he compiled 1,750 rushing yards in 2005, the second-highest single-season total in team history ... RB Priest Holmes, the franchise's all-time leading rusher, produced 1,615 rushing yards in 2002, the third-best seasonal mark in club annals, with Shields leading the way ... Helped anchor an offensive line that served as the foundation for one of the most potent offensive stretches in Chiefs history ... In 2004, Kansas City set an NFL single-season record with 398 first downs and led the league in total offense for the first time in franchise history, averaging a club-record 418.4 yards per game ... Originally entered the NFL as the Chiefs third-round pick (74th overall) in the 1993 NFL Draft ... Was a three-time All-Big Eight choice at Nebraska and was honored with the Outland Trophy as a senior in 1992 as the nation's best interior lineman ... Born September 15, 1971 in Fort Riley, Kan.



**CHIEFS 40TH ANNIVERSARY TEAM**



**OFFENSE**

WR	Otis Taylor.....	1965-75
WR	Carlos Carson.....	1980-89
TE	Fred Arbanas.....	1962-70
T	Jim Tyrer.....	1961-73
T	John Alt.....	1984-96
G	Ed Budde.....	1963-76
G	Will Shields.....	1993-03
C	Jack Rudnay.....	1970-82
QB	Len Dawson.....	1962-75
FB	Christian Okoye.....	1987-92
RB	Ed Podolak.....	1969-77

**DEFENSE**

DE	Art Still.....	1978-87
DE	Neil Smith.....	1988-96
DT	Buck Buchanan.....	1963-75
DT	Jerry Mays.....	1961-70
LB	Willie Lanier.....	1967-77
LB	Bobby Bell.....	1963-74
LB	Derrick Thomas.....	1989-99
CB	Emmitt Thomas.....	1966-78
CB	Albert Lewis.....	1983-93
S	DeRon Cherry.....	1981-91
S	Johnny Robinson.....	1960-71

(As selected by Lamar Hunt and Lamar Hunt, Jr. in 1999.)



**Inducted 2013**

Ball-hawking safety roamed the Chiefs defensive backfield for seven seasons ... Was one of the most prolific interceptors of the football in the National Football League during his career, recording more interceptions and interception return yards than any other player during that seven-year span ... Set a franchise record by starting all 101 games he played in to begin his career ... Selected to three consecutive Pro Bowls, earning his first trip following the 1980 season ... Honored as the club's Mack Lee Hill Award winner after his rookie season in 1976 and was named the first-ever winner of the team's most valuable player award (now known as the Derrick Thomas Award) for his play in the 1979 season ... Recorded 39 career interceptions for 771 yards (19.8 avg.) ... Returned

three of his 39 interceptions for touchdowns, including one for a 102-yard touchdown return vs. Seattle (12/11/77), which still stands as the longest interception return in Chiefs history and ranks him with the fifth-most interception return yards in a single game in franchise history ... His 39 interceptions stand as the fourth-highest total in club history behind Chiefs Pro Football Hall of Fame great Emmitt Thomas (58) and Chiefs Hall of Fame honorees Johnny Robinson (57) and Deron Cherry (50) ... Recorded 10 interceptions in 1980, tying a club record for most interceptions in a single season ... His 771 interception return yards ranks the second-most in team history behind Thomas' 938 yards ... Originally entered the NFL as the Chiefs third-round pick (74th overall) in the 1976 NFL Draft ... Was a two-time all-Gulf South Conference first-team defensive back at Nicholls State, intercepting nine passes in two seasons at Nicholls State ... Born February 11, 1954 in Kenner, La.

**31**

**Priest Holmes, Running Back, 2001-07**

**Inducted 2013**

Three-time Pro Bowl running back enjoyed a stellar five-year run with Kansas City from 2001-05 before a head and neck injury sustained after a blow to the helmet significantly sidelined him for a majority of his final two seasons in Kansas City ... A sensational, electrifying and productive player, he is one of the most prolific running backs in franchise history ... Started 63 of 65 games he appeared in while donning a KC uniform and either set or still holds numerous club rushing records ... Earned three consecutive Pro Bowl appearances from 2001-03 after joining the team as an unrestricted free agent ... Ranks fourth in team history with 500 total points, the best mark of any non-kicker ... Owns the top two single-season scoring marks in club history with 162 points in 2003 and 144 points in 2002 ... Owns the club record for most career touchdowns with 83 (76 rushing, seven receiving) and owns the top two single-season marks for touchdowns with 27 in 2003 and 24 in 2002 ... In 2002, set a club record scoring touchdowns in 11 consecutive games ... Led the NFL in rushing in 2001 with 1,555 yards, becoming one of just three Chiefs players to ever lead the league in rushing yards ... Owns 1,321 career rushing attempts, the second-best mark in franchise history ... Is the all-time franchise leader with 6,070 rushing yards and is one of just three players in team history with more than 5,500 career rushing yards ... Recorded three seasons with 1,000 or more rushing yards, the second-most in franchise history ... Recorded 24 games of 100 or more rushing yards to rank second in team history, and had nine such games in 2002, the third-best single-season mark in club annals ... Owns 190 rushes of 10 or more yards to rank first in team history, recording 53 in 2002 and 52 in 2001, the top two marks by a Chiefs running back in a single season ... Owns the top two marks for most 10-plus rushes in a game with 10 in 2001 and nine in 2002 ... Owns the franchise's third-best career rushing average of players with at least 400 attempts, averaging 4.60 yards per carry ... His 76 rushing touchdowns are 20 more than the next closest player in franchise history while he owns three of the top five marks for rushing touchdowns in a single season (27 in 2003, 21 in 2002 and 14 in 2004) ... Is tied for first in team history with two separate games of four rushing touchdowns ... Registered 11 consecutive games with a rushing touchdown in 2002 and eight straight games with a rushing touchdown in 2004 ... Totaled 251 career receptions, the third-best mark by a Chiefs running back and owns the top two single-season marks for receptions by a running back with 74 in 2003 and 70 in 2002 ... Owns 2,377 career receiving yards to rank fourth in team history and has three of the top five single-season marks for receiving yards by a running back ... His five career games of 100 or more receiving yards by a running back ties Abner Haynes for the team record ... Is the franchise's all-time leader in attempts from scrimmage with 1,572 (1,321 rushing, 251 receiving) and is second in club annals with 8,447 scrimmage yards (6,070 rushing, 2,377 receiving) ... He holds the team single-season record for yards from scrimmage with 2,287 in 2002 and is one of just two players in franchise history to record 300 or more yards from scrimmage in a single game (307 at Seattle on Nov. 24, 2002) ... Originally entered the NFL as an undrafted free agent out of Houston with the Baltimore Ravens in 1997 ... Joined the Chiefs as an unrestricted free agent from Baltimore in 2001 ... Born October 7, 1973 in Fort Smith, Ark.



## MACK LEE HILL & DERRICK THOMAS AWARDS

Each year since 1966, Chiefs players have selected a recipient for the Mack Lee Hill Award. It is a tribute to the late Mack Lee Hill, an outstanding running back who played for the Chiefs in 1964 and 1965. He was described as a man who played as much with his heart as he did with his driving legs in the early days of the American Football League.

In memory and tribute to Hill, the award is presented annually to the Chiefs rookie or first-year player who, as the inscription on the trophy reads - "best exemplifies the spirit of the late Mack Lee Hill ... the man with the giant heart and the quiet way." In selecting the recipient, the Chiefs veterans look for a first-year player who has displayed the spirit and attitude of Mack Lee Hill.



For the past 34 years the Chiefs have upheld a tradition of selecting the club's Most Valuable Player. Named in honor of the late Derrick Thomas, this Chiefs custom is especially meaningful for its recipients not only because of the man that it is named in honor of, but also because it is selected by a vote of their peers. Thomas was the heart and soul of the Kansas City defense from 1989-99.

One of the most popular figures in Chiefs history, Thomas was posthumously enshrined in the Pro Football Hall of Fame in 2009. A member of the Hall of Fame's NFL All-Decade Team of the 1990s, Thomas was the cornerstone around whom the Chiefs franchise was rebuilt.



### MACK LEE HILL AWARD

1966 RB Mike Garrett	1991 LB Tracy Simien
1967 K Jan Stenerud	1992 WR Willie Davis
1968 RB Robert Holmes	1993 G Will Shields
1969 CB Jim Marsalis	1994 WR Lake Dawson
1970 C Jack Rudnay	1995 WR Tamarick Vanover
1971 WR Elmo Wright	1996 S Reggie Tongue
1972 WR Larry Marshall	1997 TE Tony Gonzalez
1973 TE Gary Butler	1998 T Victor Riley
1974 RB Woody Green	1999 LB Mike Maslowski
1975 TE Walter White	2000 S Greg Wesley
1976 S Gary Barbaro	2001 DT Eric Downing
1977 CB Gary Green	2002 LB Scott Fujita
1978 NT Don Parrish	2003 LB Kawika Mitchell
1979 P Bob Grupp	DE Jimmy Wilkerson
1980 CB Eric Harris	2004 DE Jared Allen
1981 S Lloyd Burruss	2005 LB Derrick Johnson
1982 C Les Studdard	2006 DE Tamba Hali
1983 T David Lutz	2007 WR Dwayne Bowe
1984 CB Kevin Ross	2008 CB Maurice Leggett
1985 RB Jeff Smith	2009 K Ryan Succop
1986 LB Dino Hackett	2010 S Eric Berry
1987 RB Christian Okoye	2011 LB Justin Houston
1988 RB James Saxon	2012 DT Dontari Poe
1989 LB Derrick Thomas	2013 CB Marcus Cooper
1990 LB Percy Snow	



### DERRICK THOMAS AWARD

1979 S Gary Barbaro	1997 WR Andre Rison
1980 DE Art Still	1998 G/T Glenn Parker
1981 RB Joe Delaney	1999 LB Marcus Patton
1982 CB Gary Green	2000 WR Derrick Alexander
1983 QB Bill Kenney	2001 RB Priest Holmes
1984 DE Art Still	2002 RB Priest Holmes
1985 S Lloyd Burruss	2003 QB Trent Green
1986 CB Albert Lewis	2004 QB Trent Green
1987 WR Carlos Carson	2005 RB Larry Johnson
1988 S Deron Cherry	2006 RB Larry Johnson
1989 RB Christian Okoye	2007 DE Jared Allen
1990 QB Steve DeBerg	2008 TE Tony Gonzalez
1991 LB Derrick Thomas	2009 RB Jamaal Charles
1992 DE Neil Smith	2010 RB Jamaal Charles
1993 RB Marcus Allen	2011 LB Derrick Johnson
1994 LB Derrick Thomas	2012 RB Jamaal Charles
1995 RB Marcus Allen	2013 RB Jamaal Charles
1996 S Mark Collins	





## NFL MAN OF THE YEAR AWARD



**Willie Lanier (1972)** – Following his selection as the '72 Man of the Year, five \$4,000 college scholarships were presented in Lanier's name ... Was actively involved in a campaign to prevent drug abuse and attended the President's Drug Abuse Council in Washington, D.C. in '71 ... "Drugs are one of the worst things that could happen to a potential genius or a mind of someone who could offer a lot to society," Lanier said in '72 ... Played a prominent role with the American Cancer Society in Kansas City and was Chairman of a \$100,000 capital campaign for the Boys & Girls Clubs of Greater Kansas City ... Has awarded over \$550,000 in scholarships to Morgan State University and public school students in Richmond, Virginia dating back to '86.



**Len Dawson (1973)** – Selected by a vote of NFL fans as the '73 Man of the Year ... Said Dawson at the time, "If we have the opportunity, we can't turn our backs on people. We can do two things with children – help them or hinder them. I want to help." ... Was actively involved in numerous charitable endeavors, including the March of Dimes and the Missouri Driving Safety Program ... Served as the '72 Missouri Chairman for the "I Quit" anti-smoking campaign sponsored by the American Cancer Society ... Was also a longtime chairman of the Chiefs Huddle Club which sponsored various youth activities ... Every year since '77 he has awarded the "Len Dawson Scholarship" to a Kansas City area high school senior.

**Derrick Thomas (1993)** – Through his "Third and Long Foundation" helped promote children's literacy in Kansas City ... Started an inner-city reading program and read to children at local libraries each Saturday prior to home games ... Was designated by President George H.W. Bush as the "832nd point of light" ... Also selected as the winner of the Byron "Whizzer" White Humanitarian Award in '95 by the NFL Players Association ... Thomas' father Air Force Captain Robert Thomas was shot down on a B-52 mission in Vietnam, leading Thomas to become an avid supporter of veterans and military personnel ... He was the recipient of the Veterans of Foreign Wars Hall of Fame Award in '99.



**Will Shields (2003)** – Formed the "Will to Succeed Foundation" with his wife Senia in '93. To date, the foundation has benefited more than 100,000 individuals ... Primary foundation benefactors include children's agencies, centers for abused and neglected women and children ... The foundation also promotes literacy and creativity initiatives ... Was the inaugural winner of *Pro Football Weekly's* Arthur S. Arkush Humanitarian Award in '99 and was named the 2001 NFL Good Guy of the Year by *The Sporting News* ... The Shields are also members of the Mid-America Education Hall of Fame and were the first NFL couple recognized for their charitable efforts by The Citizenship Through Sports Alliance.

**Brian Waters (2009)** – Four-time Pro Bowler became Kansas City's fifth NFL Man of the Year honoree after forming the "Brian Waters 54 Foundation" in 2004 ... Since its inception, tens of thousands of children and families in the Greater Kansas City area as well as the state of Texas have been positively impacted ... To date, his foundation has awarded 82 college scholarships to low-income students ... His back-to-school program provides backpacks full of school supplies, as well as haircuts, uniforms, shoes, immunizations and dental care, benefiting thousands of children ... The 54 Foundation partners with more than 20 different agencies annually.





# AFL ALL-STAR SELECTIONS



## 1960

No All-Star game was played following the AFL's first season in '60.

## 1961

(January 7, 1962)

Mel Branch, DE  
Chris Burford, WR  
Cotton Davidson, QB†  
Jon Gilliam, C  
Abner Haynes, RB  
Sherrill Headrick, LB  
E.J. Holub, LB  
Bill Krisher, G  
Paul Rochester, DT  
David Webster, DB

## 1962

(January 13, 1963)

Fred Arbanas, TE  
Mel Branch, DE  
Jerry Cornelison, T  
Len Dawson, QB  
Dave Grayson, DB  
Abner Haynes, RB

Sherrill Headrick, LB  
E.J. Holub, LB  
Jerry Mays, DE  
Curtis McClinton, RB\*\*  
Marvin Terrell, G  
Jim Tyrer, T

## 1963

(January 19, 1964)

Fred Arbanas, TE  
Mel Branch, DE  
Ed Budde, G  
Walter Corey, LB  
Dave Grayson, DB  
Johnny Robinson, S  
Jim Tyrer, T  
Duane Wood, DB

## 1964

(January 16, 1965)

Fred Arbanas, TE  
Bobby Bell, LB  
Tommy Brooker, K  
Buck Buchanan, DT  
Len Dawson, QB  
Dave Grayson, DB

Abner Haynes, RB  
Mack Lee Hill, RB  
E.J. Holub, LB  
Bobby Hunt, DB  
Jerry Mays, DE  
Johnny Robinson, S  
Jim Tyrer, T

## 1965

(January 15, 1966)

Fred Arbanas, TE  
Bobby Bell, LB  
Buck Buchanan, DT  
Ed Budde, G  
Sherrill Headrick, LB  
E.J. Holub, LB  
Frank Jackson, WR  
Jerry Mays, DE  
Johnny Robinson, S  
Jim Tyrer, T

## 1966

(January 21, 1967)

Bobby Bell, LB  
Buck Buchanan, DT  
Ed Budde, G  
Len Dawson, QB  
Mike Garrett, RB  
Sherrill Headrick, LB  
E.J. Holub, LB  
Jerry Mays, DE  
Curtis McClinton, RB  
Johnny Robinson, S  
Otis Taylor, WR  
Jim Tyrer, T

## 1967

(January 21, 1968)

Fred Arbanas, TE  
Bobby Bell, LB  
Buck Buchanan, DT

Ed Budde, G  
Len Dawson, QB  
Mike Garrett, RB  
Jerry Mays, DE  
Curtis McClinton, RB  
Johnny Robinson, S

## 1968

(January 19, 1969)

Bobby Bell, LB  
Buck Buchanan, DT  
Ed Budde, G  
Len Dawson, QB\*  
Willie Lanier, LB  
Jim Lynch, LB  
Jerry Mays, DE  
Johnny Robinson, S  
Jan Stenerud, K  
Emmitt Thomas, CB  
Jim Tyrer, T

## 1969

(January 17, 1970)

Bobby Bell, LB  
Buck Buchanan, DT  
Ed Budde, G  
Curley Culp, DT  
Len Dawson, QB  
Robert Holmes, RB  
Willie Lanier, LB  
Mike Livingston, QB  
Jim Marsalis, CB  
Jan Stenerud, K  
Jim Tyrer, T



Four-time AFL All-Star LB Sherrill Headrick alongside Hank Stram and Jack Steadman.

## KEY

† Player of the Game

\*\* Outstanding Offensive Player



## ALL-TIME AFL TEAM, 1960-69



### OFFENSE

Lance Alworth, San Diego Chargers . . . . . Wide Receiver  
Don Maynard, New York Jets . . . . . Wide Receiver  
**Fred Arbanas, Kansas City Chiefs . . . . . Tight End**  
Ron Mix, San Diego Chargers . . . . . Tackle  
**Jim Tyrer, Kansas City Chiefs . . . . . Tackle**  
**Ed Budde, Kansas City Chiefs . . . . . Guard**  
Billy Shaw, Buffalo Bills . . . . . Guard  
Jim Otto, Oakland Raiders . . . . . Center  
Joe Namath, New York Jets . . . . . Quarterback  
Clem Daniels, Oakland Raiders . . . . . Running Back  
Paul Lowe, San Diego Chargers . . . . . Running Back

(Chosen by AFL Members of the  
Hall of Fame Selection Committee)

### DEFENSE

**Jerry Mays, Kansas City Chiefs . . . . . End**  
Gerry Philbin, New York Jets . . . . . End  
Houston Antwine, Boston Patriots . . . . . Tackle  
Tom Sestak, Buffalo Bills . . . . . Tackle  
**Bobby Bell, Kansas City Chiefs . . . . . Linebacker**  
George Webster, Houston Oilers . . . . . Linebacker  
Nick Buoniconti, Boston Patriots . . . . . M-Linebacker  
Willie Brown, Oakland Raiders . . . . . Cornerback  
Dave Grayson, Oakland Raiders . . . . . Cornerback  
**Johnny Robinson, Kansas City Chiefs . . . . . Safety**  
George Saimes, Buffalo Bills . . . . . Safety

### SPECIALISTS

George Blanda, Oakland Raiders . . . . . Kicker  
**Jerrel Wilson, Kansas City Chiefs . . . . . Punter**

# AFC-NFC PRO BOWL SELECTIONS



**1970**  
(January 24, 1971)  
**Bobby Bell, LB**  
**Buck Buchanan, DT**  
**Ed Budde, G**  
Curley Culp, DT  
**Willie Lanier, MLB**  
**Jim Marsalis, CB**  
Jerry Mays, DE  
**Johnny Robinson, S**  
Jan Stenerud, K  
**Jim Tyrer, T**  
Jerrel Wilson, P  
**1971**  
(January 23, 1972)  
**Bobby Bell, LB**  
**Buck Buchanan, DT**  
**Ed Budde, G**  
Curley Culp, DT  
Len Dawson, QB  
Willie Lanier, MLB\*\*  
Jan Stenerud, K\*  
Otis Taylor, WR  
**Emmitt Thomas, CB**  
**Jim Tyrer, T**  
Jerrel Wilson, P  
**1972**  
(January 21, 1973)  
**Bobby Bell, LB**  
**Willie Lanier, MLB**  
**Otis Taylor, WR**  
Emmitt Thomas, CB  
Jerrel Wilson, P  
**1973**  
(January 20, 1974)  
**Willie Lanier, MLB**  
Jack Rudnay, C  
**1974**  
(January 20, 1975)  
Willie Lanier, MLB  
Jack Rudnay, C  
**Emmitt Thomas, CB**  
**1975**  
(January 26, 1976)  
Willie Lanier, MLB  
Jack Rudnay, C  
Jan Stenerud, K  
Emmitt Thomas, CB  
**1976**  
(January 17, 1977)  
Jack Rudnay, C  
**1979**  
(January 27, 1980)  
Bob Grupp, P  
**1980**  
(February 1, 1981)  
**Gary Barbaro, S**  
J.T. Smith, KR  
**Art Still, DE**  
**1981**  
(January 31, 1982)  
**Gary Barbaro, S**  
**Joe Delaney, RB**  
Gary Green, CB  
Nick Lowery, K  
Art Still, DE  
**1982**  
(February 6, 1983)  
**Gary Barbaro, S**  
**Art Still, DE**  
Gary Green, CB

**1983**  
(January 29, 1984)  
**Carlos Carson, WR**  
**Deron Cherry, S**  
Gary Green, CB  
Bill Kenney, QB  
**1984**  
(January 27, 1985)  
Deron Cherry, S  
Art Still, DE  
**1985**  
(February 2, 1986)  
**Deron Cherry, S**  
**1986**  
(February 1, 1987)  
Lloyd Burruss, S  
Deron Cherry, S  
**Bill Maas, DT**  
**1987**  
(February 7, 1988)  
**Carlos Carson, WR**  
**Deron Cherry, S**  
Albert Lewis, CB  
**Bill Maas, DT**  
**1988**  
(January 29, 1989)  
**Deron Cherry, S**  
Dino Hackett, LB  
Albert Lewis, CB  
**1989**  
(February 4, 1990)  
**Albert Lewis, CB**  
**Christian Okoye, RB**  
Kevin Ross, CB  
**Derrick Thomas, LB**  
**1990**  
(February 3, 1991)  
**Albert Lewis, CB**  
Nick Lowery, K  
Kevin Ross, CB  
**Derrick Thomas, LB**  
**1991**  
(February 2, 1992)  
Christian Okoye, RB  
Neil Smith, DE  
**Derrick Thomas, LB**  
**1992**  
(February 7, 1993)  
John Alt, T  
Nick Lowery, K  
**Neil Smith, DE**  
**Derrick Thomas, LB**  
**1993**  
(February 6, 1994)  
**Marcus Allen, RB**  
John Alt, T  
Joe Montana, QB  
**Neil Smith, DE**  
**Derrick Thomas, LB**  
**1994**  
(February 5, 1995)  
Dale Carter, CB  
Neil Smith, DE  
**Derrick Thomas, LB**  
**1995**  
(February 4, 1996)  
Kimble Anders, FB  
Steve Bono, QB  
**Dale Carter, CB**  
**Dan Saleaumua, DT**  
Will Shields, G  
**Neil Smith, DE**  
Derrick Thomas, LB

**1996**  
(February 2, 1997)  
**Kimble Anders, FB**  
Dale Carter, CB  
**Will Shields, G**  
**Derrick Thomas, LB**  
**1997**  
(February 1, 1998)  
Kimble Anders, FB  
**Dale Carter, CB**  
James Hasty, CB  
Andre Rison, WR  
**Will Shields, G**  
Derrick Thomas, LB  
**1998**  
(February 7, 1999)  
**Will Shields, G**  
**1999**  
(February 6, 2000)  
**Tony Gonzalez, TE**  
Tim Grunhard, C  
James Hasty, CB  
Will Shields, G  
**2000**  
(February 4, 2001)  
**Tony Gonzalez, TE**  
Elvis Grbac, QB  
Will Shields, G  
**2001**  
(February 9, 2002)  
Tony Gonzalez, TE  
Priest Holmes, RB  
**Will Shields, G**  
**2002**  
(February 2, 2003)  
**Tony Gonzalez, TE**  
Dante Hall, KR  
Priest Holmes, RB  
**Willie Roaf, T**  
**Will Shields, G**  
**2003**  
(February 8, 2004)  
**Tony Gonzalez, TE**  
Trent Green, QB  
Dante Hall, KR  
Priest Holmes, RB  
**Tony Richardson, FB**  
Willie Roaf, T  
**Will Shields, G**  
Gary Stills, ST  
Jerome Woods, S  
**2004**  
(February 13, 2005)  
Kendall Gammon, LS  
Tony Gonzalez, TE  
**Tony Richardson, FB**  
Willie Roaf, T  
**Will Shields, G**  
Brian Waters, G  
**2005**  
(February 12, 2006)  
Tony Gonzalez, TE  
Trent Green, QB  
Larry Johnson, RB  
Willie Roaf, T  
**Will Shields, G**  
Brian Waters, G  
**2006**  
(February 10, 2007)  
Tony Gonzalez, TE  
Larry Johnson, RB  
**Will Shields, G**  
Brian Waters, G

**2007**  
(February 10, 2008)  
**Jared Allen, DE**  
**Tony Gonzalez, TE**  
**2008**  
(February 8, 2009)  
**Tony Gonzalez, TE**  
Brian Waters, G  
**2010**  
(January 30, 2011)  
**Eric Berry, S**  
Dwayne Bowe, WR  
Matt Cassel, QB  
Jamaal Charles, RB  
Brian Waters, G  
**2011**  
(January 29, 2012)  
Tamba Hali, LB  
Derrick Johnson, LB  
**2012**  
(January 27, 2013)  
**Eric Berry, S**  
Jamaal Charles, RB  
Dustin Colquitt, P  
**Tamba Hali, LB**  
Justin Houston, LB  
Derrick Johnson, LB  
**2013**  
(January 26, 2014)  
Branden Albert, T  
**Eric Berry, S**  
**Jamaal Charles, RB**  
**Brandon Flowers, CB**  
**Tamba Hali, LB**  
**Justin Houston, LB**  
Derrick Johnson, LB\*\*  
Dexter McCcluster, KR  
Dontari Poe, DT  
Alex Smith, QB

## All-Time Pro Bowl Locations 1970-Present

Year	Stadium/City
1970-71	L.A. Coliseum Los Angeles, CA
1972	Texas Stadium Irving, TX
1973	Arrowhead Stadium Kansas City, MO
1974	Orange Bowl Miami, FL
1975	Louisiana Superdome New Orleans, LA
1976	The Kingdome Seattle, WA
1977	Tampa Stadium Tampa, FL
1978	L.A. Coliseum Los Angeles, CA
1979-08	Aloha Stadium Honolulu, HI
2009	Sun Life Stadium Miami Gardens, FL
2010-13	Aloha Stadium Honolulu, HI

## KEY

**BOLD** Denotes Starter

\* Outstanding Off. Player

\*\* Outstanding Def. Player

# ALL-TIME HONORS



## Walter Payton NFL Man of the Year

1972	Willie Lanier	1973	Len Dawson
1993	Derrick Thomas	2003	Will Shields
2009	Brian Waters		

## Executive of the Year

2010	Scott Pioli (PFW/PFWA)
2013	John Dorsey (PFW/PFWA)

## Coach of the Year

1968	AFL	Hank Stram (UPI, PFW)
1997	NFL	Marty Schottenheimer (USA)

## NFL Alumni Order of the Leather Helmet

1981	Lamar Hunt
2004	Dick Vermeil

## Maxwell Club Earl "Greasy" Neale Award

2003	NFL	Dick Vermeil
------	-----	--------------

## AFL Player of the Year

1960	Abner Haynes (UPI, TSN)
1962	Len Dawson (TSN)

## AFL Comeback Player of the Year

1964	Abner Haynes (AP)
------	-------------------

## Offensive Player of the Year

1971	NFL	Otis Taylor (PFW)
2002	NFL	Priest Holmes (AP, SI)

## Rookie of the Year

1962	AFL	Curtis McCClinton (UPI, TSN)
1981	AFC	Joe Delaney (UPI)
1992	NFL	Dale Carter (FW)
	AFC	Dale Carter (UPI)

## Defensive Rookie of the Year

1969	AFL	Jim Marsalis (PFW)
1984	NFL	Bill Maas (AP)
1989	NFL	Derrick Thomas (AP, PFW)
1992	NFL	Dale Carter (AP, PFW)

## The Sporting News Sportsman of the Year

2003	Dick Vermeil
------	--------------

## NFL 75th Anniversary Team

LB	Willie Lanier	K	Jan Stenerud
----	---------------	---	--------------

## Super Bowl Silver Anniversary Team

K	Jan Stenerud
---	--------------

## PFW Golden Toe Award

1979	Bob Grupp
1990	Nick Lowery
1997	Pete Stoyanovich

## 101 AFC Offensive Player of the Year

1989	Christian Okoye
------	-----------------

## 101 AFL/AFC Coach of the Year

1969	AFL	Hank Stram
1995	AFC	Marty Schottenheimer
1997	AFC	Marty Schottenheimer
2010	AFC	Todd Haley
2013	AFC	Andy Reid

## 101 AFL/AFC Defensive Player of the Year

1969	Bobby Bell	1971	Willie Lanier
1986	Deron Cherry	1991	Derrick Thomas

## PFW Humanitarian of the Year

1999	Will Shields
2003	Tony Richardson

## Comeback Player of the Year

1990	Barry Word (PFW)
1993	Marcus Allen (PFW)

## Phil Simms All-Iron Team (1999-04)

2000	TE	Tony Gonzalez
2001	RB	Priest Holmes
2002	DE	Eric Hicks
	RB	Priest Holmes
2003	WR	Dante Hall

## All-Madden Team (1984-01)

1992	CB	Kevin Ross
	DE	Neil Smith
1993	QB	Joe Montana
	LB	Derrick Thomas
1994	QB	Joe Montana
	LB	Derrick Thomas
1995	DT	Dan Saleaumua
1997	WR	Andre Rison
	G	Dave Szott
	LB	Derrick Thomas
1998	C	Tim Grunhard
	CB	James Hasty

**PRO FOOTBALL HALL OF FAME  
ALL-DECADE TEAMS**

**1960s**

TE	Fred Arbanas
LB	Bobby Bell
DT	Buck Buchanan
G	Ed Budde
RB	Clem Daniels
QB	Len Dawson
CB	Dave Grayson
RB	Abner Haynes
RB	Paul Lowe
DE	Jerry Mays
S	Johnny Robinson
T	Jim Tyrer
P	Jerrell Wilson

**1970s**

LB	Bobby Bell
P	Jerrel Wilson

**1980s**

S	Deron Cherry
C	Mike Webster

**1990s**

DE	Neil Smith
LB	Derrick Thomas

**2000s**

TE	Tony Gonzalez
KR	Dante Hall
CB	Ty Law
T	Willie Roaf
G	Will Shields

**All-Rookie Teams**

1974	T	Charlie Getty (FW)
1977	CB	Gary Green (FW)
1984	CB	Kevin Ross (FW)
1986	OLB	Tim Cofield (FW)
	ILB	Dino Hackett (UPI)
	T	Brian Jozwiak (FW, UPI)
1987	RB	Christian Okoye (FW)
1989	LB	Derrick Thomas (FW, UPI)
1990	P	Bryan Barker (UPI)
	C	Tim Grunhard (FW, UPI)
	ILB	Percy Snow (FW, UPI)
	G	Dave Szott (FW, UPI)
1992	CB/PR	Dale Carter (FW)
1993	G	Will Shields (FW)
1995	PR/KR	Tamarick Vanover (FW)
1997	TE	Tony Gonzalez (PFW, FW)
2000	CB	Pat Dennis (PFW)
	WR	Sylvester Morris (PFW, FN)
	S	Greg Wesley (PFW, FN, FD)
2002	LB	Scott Fujita (PFW)
2004	DE	Jared Allen (PFW)
2006	DE	Tamba Hali (PFW)
	S/ST	Bernard Pollard (PFW)
2007	WR	Dwayne Bowe (PFW)
2008	CB	Brandon Flowers (PFW)
2009	DE	Tyson Jackson (PFW)
	K	Ryan Succop (PFW)
2010	S	Eric Berry (PFW/PFWA/ Sporting News)

**AFC PLAYER OF THE MONTH HONOREES  
(1990-12)  
OFFENSE**

Year	Player	Month
1990	QB Steve DeBerg	September
1991	RB Christian Okoye	October
	RB Barry Word	December
2002	RB Priest Holmes	October
2004	RB Priest Holmes	October
2005	RB Larry Johnson	November
	RB Larry Johnson	December/ January
2010	QB Matt Cassel	November

**DEFENSE**

Year	Player	Month
1990	LB Derrick Thomas	November
1991	DE Neil Smith	September
1995	CB James Hasty	September
	DE Neil Smith	October
1997	S Jerome Woods	November
	LB Derrick Thomas	December
2007	DE Jared Allen	October
2013	LB Justin Houston	September

**SPECIAL TEAMS**

Year	Player	Month
1997	K Pete Stoyanovich	December
1995	WR Tamarick Vanover	October
	WR Tamarick Vanover	December
2003	WR Dante Hall	September
2013	WR Dexter McCluster	December

**Players By Times Honored**

2	Priest Holmes	Dante Hall
	Larry Johnson	James Hasty
	Neil Smith	Justin Houston
	Derrick Thomas	Dexter McCluster
	Tamarick Vanover	Christian Okoye
1	Jared Allen	Pete Stoyanovich
	Matt Cassel	Jerome Woods
	Steve DeBerg	Barry Word

**DEFENSIVE ROOKIE OF THE MONTH**

Year	Player	Month
2010	S Eric Berry	December/January

**AFC PLAYER OF THE WEEK HONOREES  
(1984-13)  
OFFENSE**

Year	Player	Week #
1984	WR Henry Marshall	15
1985	WR Stephone Paige	16
1988	QB Steve DeBerg	3
1989	RB Christian Okoye	5
1991	QB Steve DeBerg	9
	WR J.J. Birden	17
1992	QB Dave Krieg	6
1993	QB Joe Montana	1
	QB Joe Montana	7
	QB Joe Montana	13
	QB Joe Montana	Div. Playoffs
1994	QB Joe Montana	2
	QB Joe Montana	7
	RB Marcus Allen	17
1995	QB Steve Bono	1
1996	RB Marcus Allen	3
1997	QB Elvis Grbac	2
2000	QB Elvis Grbac	3
2001	RB Priest Holmes	3
	RB Priest Holmes	13
2002	QB Trent Green	4
	RB Priest Holmes	5
2003	QB Trent Green	6
2004	RB Priest Holmes	4
	G Brian Waters	7
	RB Derrick Blaylock	10
2005	RB Larry Johnson	11
	RB Larry Johnson	16
	RB Larry Johnson	17
2006	QB Damon Huard	5
	RB Larry Johnson	8
2010	WR Dwayne Bowe	16
2012	RB Jamaal Charles	3
	QB Brady Quinn	13
2013	RB Jamaal Charles	15

**DEFENSE**

Year	Player	Week #
1984	DE Mike Bell	2
1985	LB Gary Spani	2
	S Deron Cherry	4
1986	DE Art Still	3
	SS Lloyd Burruss	7
	DE Art Still	14
	FS Deron Cherry	15
1988	CB Albert Lewis	11
1989	LB Derrick Thomas	2
	DE Leonard Griffin	12
1990	CB Kevin Ross	3
	DE Bill Maas	6
	CB Albert Lewis	9
	LB Derrick Thomas	10
1991	CB Albert Lewis	1
	LB Derrick Thomas	6
	LB Derrick Thomas	11
	LB Tracy Simien	14
	S Deron Cherry	Wild Card Playoffs
1992	LB Derrick Thomas	10
1993	DE Neil Smith	5
	DT Dan Saleaumua	10

1994	LB Derrick Thomas	2
	DE Neil Smith	16
1995	S Brian Washington	14
1996	LB Derrick Thomas	2
	S Mark Collins	2
1997	S Jerome Woods	5
	LB Anthony Davis	10
1998	LB Derrick Thomas	1
1999	CB James Hasty	7
	CB Cris Dishman	12
	LB Donnie Edwards	15
2002	LB Mike Maslowski	8
2005	DE Jared Allen	6
2008	LB Derrick Johnson	4
2009	S Mike Brown	10
	LB Derrick Johnson	17
2010	LB Tamba Hali	3
	LB Derrick Johnson	15
2011	CB Brandon Flowers	7
	LB Derrick Johnson	8
2013	LB Justin Houston	1
	LB Justin Houston	3
	LB Tamba Hali	6
	LB Tamba Hali	14

**SPECIAL TEAMS**

Year	Player	Week #
1995	WR Tamarick Vanover	1
	WR Tamarick Vanover	8
	WR Tamarick Vanover	17
	P Louie Aguiar	5
1997	WR Tamarick Vanover	3
	WR Tamarick Vanover	12
	K Pete Stoyanovich	16
	WR Tamarick Vanover	17
1998	K Pete Stoyanovich	3
2002	WR Dante Hall	14
	K Michael Husted	16
2003	WR Dante Hall	2
	WR Dante Hall	3
	WR Dante Hall	4
	WR Dante Hall	5
2004	WR Dante Hall	15
	WR Dante Hall	16
2005	K Lawrence Tynes	7
2006	K Lawrence Tynes	5
	S Bernard Pollard	17
2007	K Dave Rayner	4
2008	CB Maurice Leggett	13
2009	RB Jamaal Charles	11
2010	WR Dexter McCluster	1
2011	K Ryan Succop	4
	K Ryan Succop	15
2013	PR Dexter McCluster	4
	K Ryan Succop	8

**PEPSI/DIET PEPSI ROOKIE OF THE WEEK  
(2004-10)**

Year	Player	Week #
2007	WR Dwayne Bowe	3
	WR Dwayne Bowe	4
2010	WR Dexter McCluster	1
	TE Tony Moeaki	3



### Players By Times Honored

8	Derrick Thomas	Dwayne Bowe
7	Dante Hall	Mike Brown
6	Joe Montana	Lloyd Burruss
	Tamarick Vanover	Mark Collins
4	Derrick Johnson	Anthony Davis
	Larry Johnson	Cris Dishman
3	Jamaal Charles	Donnie Edwards
	Deron Cherry	Brandon Flowers
	Tamba Hali	James Hasty
	Priest Holmes	Damon Huard
	Albert Lewis	Michael Husted
	Ryan Succop	Dave Krieg
2	Marcus Allen	Maurice Leggett
	Steve DeBerg	Bill Maas
	Elvis Grbac	Henry Marshall
	Trent Green	Mike Maslowski
	Justin Houston	Christian Okoye
	Dexter McCluster	Stephone Paige
	Neil Smith	Bernard Pollard
	Art Still	Brady Quinn
	Pete Stoyanovich	Dave Rayner
	Lawrence Tynes	Kevin Ross
1	Louie Aguiar	Dan Saleaumua
	Jared Allen	Tracy Simien
	Mike Bell	Gary Spani
	J.J. Birden	Brian Waters
	Derrick Blaylock	Brian Washington
	Steve Bono	Jerome Woods

### FEDEX NFL PLAYER OF THE WEEK

Year	Player	Week #
2009	Jamaal Charles (Ground)	17
2010	Jamaal Charles (Ground)	8
	Matt Cassel (Air)	12
2012	Jamaal Charles (Ground)	3
	Jamaal Charles (Ground)	16
2013	Jamaal Charles (Ground)	5

### FEDEX NFL PLAYER OF THE YEAR (2004-13)

Year	Player	Ground/Air
2010	Jamaal Charles	Ground

## USA TODAY ALL-JOE TEAM

The USA Today All-Joe Team takes its name from former Chiefs DT Joe Phillips who played 14 seasons for Kansas City, San Diego, St. Louis and Minnesota before retiring following the 1999 season. According to USA Today's Larry Weisman, the All-Joe Team is represented by "hard-working, overlooked, underappreciated players who do the dirty work simply because that's their lot in life."

1992	C	Tim Grunhard	2004	DE	Jared Allen
	DT	<b>Joe Phillips</b>		LS	Kendall Gammon
1994	TE	Derrick Walker		C	Casey Wiegmann
1995	G	Will Shields	2005	C	Casey Wiegmann
1996	G	Dave Szott	2006	DE	Jared Allen
1997	C	Tim Grunhard		QB	Damon Huard
	WR	Danan Hughes		C	Casey Wiegmann
	G	Dave Szott	2007	C	Casey Wiegmann
	Off. Coor.	Paul Hackett	2008	WR	Dwayne Bowe
2000	DE	Eric Hicks		CB	Brandon Carr
	LB	Mike Maslowski	2009	LB	Tamba Hali
2001	FB	Tony Richardson	2010	LB	Derrick Johnson
	P	Dan Stryzinski		G	Ryan Lilja
2002	K	Morten Andersen	2011	CB	Brandon Flowers
	LB	Marcus Patton	2012	T	Eric Winston
	C	Casey Wiegmann	2013	T	<b>Geoff Schwartz</b>
2003	ST	Gary Stills			
	S	Greg Wesley			
	C	Casey Wiegmann			



## ED BLOCK COURAGE AWARD

Dating back to 1983, the Ed Block Courage Award has annually honored one player from every NFL team who exemplifies commitment to the principles of sportsmanship and courage. Named in honor of longtime Colts athletic trainer Ed Block, recipients of the award are selected by a vote of their teammates.

1984	G/T	Dave Lutz	1994	DE	Neil Smith	2004	RB	Priest Holmes
1985	CB	Kevin Ross	1995	T	John Alt	2005	G	Will Shields
1986	S	Mark Robinson	1996	G	Dave Szott	2006	CB	Benny Sapp
1987	LB	Dino Hackett	1997	WR	Lake Dawson	2007	WR	Eddie Kennison
1988	S	Lloyd Burruss	1998	G/T	Glenn Parker	2008	QB	Damon Huard
1989	RB	Christian Okoye	1999	C	Tim Grunhard	2009	QB	Brodie Croyle
1990	S	Deron Cherry	2000	DE	Eric Hicks	2010	P	Dustin Colquitt
1991	CB	Jayice Pearson	2001	FB	Tony Richardson	2011	S	Jon McGraw
1992	T	Rich Baldinger	2002	DT	John Browning	2012	RB	Jamaal Charles
1993	CB	Albert Lewis	2003	S	Jerome Woods	2013	C	<b>Rodney Hudson</b>

# ALL-LEAGUE, ALL-CONFERENCE HONORS



YEAR	PLAYER	POS.	ALL-AFL		TSN	
			AP	UPI		
1960	John Bookman	DB	--	1st	--	
	Mel Branch	DE	1st	1st	1st	
	Abner Haynes	RB	1st	1st	1st	
	Jerry Cornelison	T	--	2nd	--	
	Sherrill Headrick	MLB	1st	2nd	1st	
	Bill Krisher	G	1st	2nd	1st	
	Paul Miller	DE	1st	--	2nd	
	David Webster	DB	--	--	2nd	
1961	Abner Haynes	RB	1st	1st	1st	
	Jerry Cornelison	T	--	2nd	1st	
	Sherrill Headrick	MLB	1st	1st	1st	
	E.J. Holub	OLB	--	2nd	2nd	
	Bill Krisher	G	--	2nd	--	
	David Webster	DB	1st	--	1st	
	Fred Arbanas	TE	2nd	2nd	--	
	Mel Branch	DE	2nd	2nd	1st	
1962	Chris Burford	E	1st	1st	1st	
	Len Dawson	QB	1st	1st	1st	
	Abner Haynes	RB	1st	1st	1st	
	Sherrill Headrick	MLB	1st	1st	1st	
	E.J. Holub	OLB	1st	1st	1st	
	Bobby Hunt	DB	1st	1st	--	
	Jerry Mays	DT	2nd	2nd	1st	
	Curtis McClinton	RB	--	2nd	--	
1963	Jim Tyrer	T	--	--	1st	
			AP	UPI	TSN	NEA
	Fred Arbanas	TE	1st	1st	1st	--
	Mel Branch	DE	2nd	2nd	--	--
	Dave Grayson	DB	--	--	1st	--
	Jerry Mays	DT	2nd	2nd	--	--
	Johnny Robinson	S	--	2nd	--	--
	Jim Tyrer	T	2nd	2nd	1st	1st
1964	Fred Arbanas	TE	1st	1st	1st	1st
	Bobby Bell	OLB	2nd	1st	--	2nd
	Buck Buchanan	DT	2nd	2nd	--	2nd
	Len Dawson	QB	2nd	2nd	--	2nd
	Dave Grayson	DB	1st	2nd	1st	2nd
	Abner Haynes	RB	2nd	--	--	--
	Sherrill Headrick	MLB	2nd	--	--	--
	E.J. Holub	OLB	--	--	--	2nd
1965	Bobby Hunt	DB	2nd	--	--	--
	Jerry Mays	DT	2nd	--	1st	2nd
	Jim Tyrer	T	2nd	2nd	1st	2nd
	Fred Arbanas	TE	2nd	--	--	2nd
	Bobby Bell	OLB	1st	1st	1st	1st
	Buck Buchanan	DT	2nd	2nd	--	2nd
	Len Dawson	NEA	--	--	--	2nd
	Mack Lee Hill	RB	--	2nd	--	--
1966	E.J. Holub	OLB	--	2nd	--	--
	Jerry Mays	DE	1st	2nd	1st	1st
	Curtis McClinton	RB	2nd	--	--	--
	Johnny Robinson	S	1st	2nd	1st	2nd
	Jim Tyrer	T	1st	1st	1st	1st
	Fred Williamson	CB	--	1st	--	--
			AP	UPI	TSN	NEA
	Fred Arbanas	TE	1st	1st	1st	1st
1966	Bobby Bell	OLB	1st	1st	1st	1st
	Buck Buchanan	DT	1st	1st	1st	2nd
	Ed Budde	G	1st	--	2nd	2nd
	Len Dawson	QB	1st	1st	1st	1st
	Sherrill Headrick	MLB	2nd	--	--	2nd
	E.J. Holub	OLB	2nd	2nd	1st	--
	Bobby Hunt	DB	2nd	--	2nd	2nd
	Jerry Mays	DE	1st	1st	1st	1st
1966	Johnny Robinson	S	1st	1st	1st	1st
	Otis Taylor	WR	1st	1st	2nd	1st
	Jim Tyrer	T	1st	1st	1st	1st
	Jerrel Wilson	P	--	--	2nd	--

YEAR	PLAYER	POS.	ALL-PRO			TSN	ALL-AFL			
			AP	UPI			NEA			
1967 –	Fred Arbanas	TE	2nd	2nd	--	--	1st			
	Bobby Bell	OLB	1st	1st	1st	2nd				
	Buck Buchanan	DT	1st	1st	1st	1st				
	Ed Budde	G	2nd	--	--	2nd				
	Mike Garrett	RB	1st	1st	1st	1st				
	Jerry Mays	DE	2nd	--	1st	--				
	Johnny Robinson	S	1st	1st	2nd	1st				
	Jan Stenerud	K	--	--	2nd	--				
	Otis Taylor	WR	--	--	2nd	--				
	Jim Tyrer	T	1st	2nd	1st	2nd				
			FW	PFW		AP	UPI	TSN	PFW	NEA
1968 –	Bobby Bell	OLB	--	--	1st	1st	1st	--	1st	
	Buck Buchanan	DT	2nd	--	1st	1st	2nd	--	1st	
	Ed Budde	G	--	--	2nd	2nd	2nd	--	2nd	
	Len Dawson	QB	--	--	2nd	2nd	--	--		
	Robert Holmes	RB	--	--	2nd	2nd	2nd	--	2nd	
	Willie Lanier	MLB	--	--	1st	--	2nd	--	1st	
	Jim Lynch	OLB	--	--	2nd	2nd	--	--	2nd	
	Jerry Mays	DE	--	--	2nd	2nd	1st	--	2nd	
	Johnny Robinson	S	--	1st	1st	1st	1st	1st		
	Jan Stenerud	K	2nd	--	--	--	1st	--		
	Jim Tyrer	T	--	--	1st	1st	2nd	1st	1st	
	Jerrel Wilson	P	2nd	--	--	--	1st	1st		
	Bobby Bell	OLB	1st	1st	1st	1st	1st	1st		
	Buck Buchanan	DT	--	1st	1st	1st	1st	1st	2nd	
	Ed Budde	G	2nd	--	1st	2nd	1st	1st	1st	
1969 –	Aaron Brown	DE	--	--	--	--	2nd	--		
	Dave Hill	G	--	--	--	--	2nd	--		
	E.J. Holub	C	--	--	2nd	--	--	--		
	Willie Lanier	MLB	--	--	--	2nd	2nd	1st	2nd	
	Jim Lynch	LB	--	--	2nd	2nd	--	--	2nd	
	Jerry Mays	DE	--	--	2nd	--	2nd	--		
	Mo Moorman	G	--	--	2nd	--	2nd	--		
	Johnny Robinson	S	--	--	1st	1st	1st	1st	1st	
	Jan Stenerud	K	2nd	--	--	--	1st	--		
	Emmitt Thomas	CB	--	--	--	--	2nd	--		
	Jim Tyrer	T	1st	1st	1st	1st	1st	1st	1st	
				ALL-PRO			ALL-AFC			
	1970 –	Bobby Bell	OLB	1st	1st	1st	1st	1st	1st	1st
		Aaron Brown	DE	--	--	--	--	1st	--	--
				ALL-PRO			ALL-AFC			
			AP	FW	PFW	NEA	AP	UPI	TSN	PFW
	Buck Buchanan	DT	--	--	--	--	1st	2nd	--	--
	Ed Budde	G	--	--	--	--	--	1st	1st	--
	Jim Tyrer	T	1st	1st	1st	1st	1st	1st	1st	1st
	Willie Lanier	MLB	--	2nd	--	2nd	1st	1st	1st	1st
	Jim Marsalis	CB	1st	2nd	1st	--	1st	1st	1st	1st
	Jerry Mays	DT	--	--	--	--	--	2nd	--	--
	Ed Podolak	RB	--	--	--	--	--	2nd	--	--
	Johnny Robinson	S	1st	1st	1st	1st	1st	1st	1st	1st
	Jan Stenerud	K	1st	1st	--	--	1st	--	1st	--
	Emmitt Thomas	CB	--	--	--	--	--	2nd	--	--
	Bobby Bell	OLB	--	2nd	1st	2nd	1st	1st	1st	1st
	Aaron Brown	DE	--	--	--	--	1st	2nd	--	--
	Buck Buchanan	DT	--	--	--	2nd	--	2nd	--	1st
	Ed Budde	G	--	--	--	--	--	2nd	--	--
		Curley Culp	DT	--	2nd	--	--	--	--	--
Len Dawson		QB	--	--	--	--	--	2nd	--	--
Willie Lanier		LB	1st	1st	1st	1st	1st	1st	1st	1st
Jim Marsalis		CB	--	--	--	--	--	1st	1st	--
Johnny Robinson		S	--	--	--	--	--	--	1st	--
Jan Stenerud		K	--	1st	--	--	--	--	--	--
Otis Taylor		WR	1st	1st	1st	1st	1st	1st	1st	1st
Emmitt Thomas		CB	--	2nd	--	--	1st	2nd	--	--
Jim Tyrer		T	--	2nd	1st	2nd	1st	1st	1st	1st
Jerrel Wilson		P	--	1st	--	--	--	--	1st	1st

YEAR	PLAYER	POS.	AP	ALL-PRO			NEA	ALL-AFC			PFW
				FW	PFW			AP	UPI	TSN	
1972 –	Bobby Bell	LB	--	--	--	--	--	--	--	1st	--
	Willie Lanier	LB	--	--	1st	2nd	--	--	1st	1st	1st
	Otis Taylor	WR	--	1st	--	--	--	--	1st	--	--
	Emmitt Thomas	CB	--	--	--	--	--	--	2nd	--	--
	Jerrel Wilson	P	--	1st	--	2nd	--	--	--	1st	1st
1973 –	Willie Lanier	MLB	1st	2nd	--	1st	1st	1st	1st	1st	1st
	Jack Rudnay	C	--	--	--	2nd	1st	2nd	--	--	--
	Jerrel Wilson	P	--	2nd	--	2nd	--	--	--	--	--
1974 –	Willie Lanier	MLB	2nd	2nd	--	1st	1st	1st	1st	1st	1st
	Jack Rudnay	C	--	--	--	2nd	1st	2nd	--	--	--
	Emmitt Thomas	CB	1st	1st	--	2nd	1st	1st	1st	1st	1st
	Jan Stenerud	K	--	--	--	1st	--	--	--	--	--
	Jerrel Wilson	P	--	--	--	2nd	--	2nd	--	--	--
1975 –	Willie Lanier	MLB	--	2nd	--	1st	--	2nd	--	--	--
	Jack Rudnay	C	--	--	--	2nd	--	--	--	--	--
	Jan Stenerud	K	2nd	2nd	--	2nd	1st	1st	1st	1st	1st
	Emmitt Thomas	CB	2nd	--	--	1st	--	1st	--	1st	1st
	Jerrel Wilson	P	--	--	--	2nd	--	--	--	--	--
1976 –	Jan Stenerud	K	--	--	--	2nd	1st	--	--	--	--
1977 –	None										
			AP	FW	PFW	NEA	SI		UPI	TSN	PFW
1978 –	None										
1979 –	Bob Grupp	P	--	1st	1st	1st	1st	1st	1st	1st	1st
	Jack Rudnay	C	--	--	--	2nd	--	--	--	--	--
	Art Still	DE	--	--	--	--	--	2nd	--	--	--
1980 –	Gary Barbaro	S	2nd	--	2nd	--	--	--	1st	1st	1st
	J.T. Smith	PR	1st	--	--	1st	1st	--	--	--	1st
	Art Still	DE	2nd	1st	1st	1st	1st	1st	1st	1st	1st
			AP	FW	NEA	TSN	PFW	SI		UPI	PFW
1981 –	Gary Barbaro	S	--	1st	1st	--	--	--	2nd	1st	1st
	Joe Delaney	RB	--	--	--	--	--	--	1st	1st	1st
	Gary Green	CB	--	--	2nd	--	--	--	1st	1st	1st
	Eric Harris	CB	--	--	--	--	--	--	2nd	--	--
	Nick Lowery	K	2nd	--	1st	--	--	--	1st	1st	1st
	J.T. Smith	PR	--	--	--	--	--	--	--	--	1st
1982 –	Gary Barbaro	S	--	--	1st	--	--	--	1st	*	*
	Gary Green	CB	--	--	--	--	--	--	2nd	*	*
	Art Still	DE	--	--	--	--	--	--	2nd	*	*
	Nick Lowery	K	--	--	--	--	--	--	2nd	*	*
	Carlos Carson	WR	--	--	--	--	--	--	1st	--	--
1983 –	Deron Cherry	S	2nd	--	--	--	--	1st	1st	1st	1st
	Gary Green	CB	--	1st	1st	--	--	--	1st	--	--
	Jim Arnold	P	2nd	--	--	--	--	--	--	--	--
1984 –	Deron Cherry	S	1st	--	2nd	--	--	--	1st	--	--
			AP	FW	NEA	TSN	PFW	SI		UPI	PFW
	Gary Green	CB	--	--	2nd	--	--	--	--	--	--
	Art Still	DE	2nd	--	--	--	--	--	2nd	--	--
	Deron Cherry	S	2nd	--	2nd	--	**	--	1st	**	**
1985 –	Nick Lowery	K	1st	--	1st	--	**	--	2nd	**	**
	Lloyd Burruss	S	--	--	--	--	--	--	1st	--	--
1986 –	Deron Cherry	S	1st	--	2nd	1st	--	1st	1st	1st	1st
	Albert Lewis	CB	--	--	2nd	--	--	--	2nd	--	--
	Nick Lowery	K	--	--	--	--	--	--	2nd	--	--
	Bill Maas	DT	2nd	--	--	--	1st	--	--	1st	1st
	Art Still	DE	--	--	--	--	--	--	1st	--	--
	Carlos Carson	WR	--	--	--	--	--	--	2nd	--	--
1987 –	Deron Cherry	S	--	--	--	--	--	--	2nd	--	--
	Albert Lewis	CB	--	--	--	--	--	1st	2nd	--	--
	Bill Maas	DT	--	--	2nd	--	1st	--	1st	1st	1st
	Paul Palmer	KR	--	--	--	--	--	--	--	1st	1st
			AP	FW	NEA	TSN	PFW	SI	USA	UPI	PFW
1988 –	Lloyd Burruss	S	--	--	--	--	--	--	2nd	--	--
	Deron Cherry	S	1st	1st	2nd	1st	1st	--	1st	1st	1st
	Dino Hackett	ILB	--	--	--	--	--	--	2nd	--	--
	Albert Lewis	CB	--	--	--	--	--	--	1st	1st	1st
	Nick Lowery	K	--	--	1st	--	--	1st	2nd	--	--

YEAR	PLAYER	POS.	ALL-PRO							ALL-AFC	
			AP	FW	NEA	TSN	PFW	SI	USA	UPI	PFW
1989 –	Deron Cherry	S	--	--	--	--	--	--	--	2nd	--
	Albert Lewis	CB	1st	1st	1st	1st	1st	1st	--	1st	1st
	Christian Okoye	RB	1st	1st	1st	1st	1st	--	--	1st	1st
	Dan Saleaumua	DT	--	--	--	--	--	1st	--	--	--
	Derrick Thomas	OLB	--	--	--	--	--	1st	--	1st	1st
	Kevin Ross	S	--	--	--	--	--	--	2nd	--	--
1990 –	John Alt	T	2nd	--	--	1st	--	1st	--	1st	--
	Albert Lewis	CB	1st	1st	1st	1st	--	1st	1st	1st	1st
	Nick Lowery	K	1st	1st	1st	1st	1st	--	--	1st	1st
	Kevin Ross	S	2nd	--	--	--	--	--	--	2nd	--
	Dan Saleaumua	DT	--	--	2nd	--	1st	1st	--	--	1st
	Derrick Thomas	OLB	1st	1st	1st	1st	1st	--	1st	1st	1st
1991 –	John Alt	T	--	--	--	--	--	1st	--	1st	--
	Derrick Thomas	LB	1st	--	2nd	1st	1st	--	--	1st	1st
	Christian Okoye	RB	--	--	2nd	--	--	--	--	--	1st
1992 –	Derrick Thomas	LB	--	--	1st	1st	--	--	--	1st	1st
	Neil Smith	DE	--	--	2nd	--	--	--	--	--	--
	Nick Lowery	K	--	--	--	--	--	1st	1st	--	--
1993 –	Marcus Allen	RB	--	--	--	--	--	--	--	1st	1st
	Neil Smith	DE	1st	1st	1st	--	1st	--	--	1st	1st
	Derrick Thomas	LB	2nd	--	--	--	--	--	--	1st	--
1994 –	Dale Carter	CB	AP	FW	TSN	PFW	SI	USA		UPI	PFW
	Neil Smith	DE	--	--	--	--	--	--	--	2nd	--
	Derrick Thomas	LB	2nd	--	--	--	--	--	--	2nd	--
	Louie Aguiar	P	2nd	--	--	--	--	--	--	2nd	--
	Dale Carter	CB	2nd	--	--	--	--	1st	--	1st	1st
	Dan Saleaumua	DT	--	--	--	--	1st	--	--	--	1st
1995 –	Will Shields	G	--	--	--	--	--	1st	--	--	--
	Neil Smith	DE	2nd	--	--	--	--	--	--	1st	1st
	Dave Szott	G	--	--	--	--	--	--	--	2nd	--
	Derrick Thomas	LB	--	--	--	--	--	--	--	2nd	--
	Tamarick Vanover	KR	--	--	--	--	--	1st	--	--	--
		POS.	AP	PFW	TSN	SI	USA			UPI	PFW
1996 –	Dale Carter	CB	2nd	--	1st	--	--	--	--	1st	1st
	Mark Collins	CB	--	--	--	--	--	--	--	2nd	--
	Will Shields	G	--	--	--	--	--	--	--	2nd	1st
	Derrick Thomas	LB	2nd	--	--	--	1st	--	--	1st	1st
	Tamarick Vanover	KR	--	--	--	--	--	--	--	--	1st
			AP	PFW	TSN	SI	USA				PFW
1997 –	Dale Carter	CB	--	--	--	--	--	--	--	1st	--
	James Hasty	CB	--	--	--	--	--	--	--	1st	--
	Pete Stoyanovich	K	--	1st	--	1st	1st	--	--	--	--
	Dave Szott	G	1st	1st	--	--	--	--	--	1st	--
	Tamarick Vanover	KR	--	--	--	--	1st	--	--	1st	--
1998 –	None										
1999 –	Tony Gonzalez	TE	1st	1st	1st	1st	1st	--	--	1st	--
	James Hasty	CB	--	--	--	--	1st	--	--	--	--
	Tony Richardson	FB	--	--	--	1st	--	--	--	--	--
	Will Shields	G	--	--	1st	--	--	--	--	--	--
2000 –			AP	PFW	TSN	SI	USA	FD	CPFW	FN	PFW
	Tony Gonzalez	TE	1st	1st	1st	1st	1st	1st	1st	1st	1st
	Eric Hicks	DE	--	--	--	--	--	2nd	--	--	--
	Mike Maslowski	ST	--	--	--	1st	--	--	--	--	--
	Tony Richardson	FB	--	--	--	1st	--	--	--	--	--
2001 –			AP	PFW	TSN	SI	FD	CPFW		FN	PFW
	Tony Gonzalez	TE	1st	1st	1st	1st	1st	--	--	1st	1st
	Priest Holmes	RB	1st	--	--	--	2nd	1st	--	1st	1st
	Will Shields	G	--	--	--	--	--	2nd	--	1st	1st
2002 –			AP	PFW	TSN	SI	FD	CPFW		PFW	
	Tony Gonzalez	TE	2nd	1st	1st	--	2nd	--	--	1st	--
	Dante Hall	KR	2nd	--	--	--	2nd	1st	--	--	--
	Priest Holmes	RB	1st	1st	1st	1st	1st	1st	--	1st	--
	Tony Richardson	FB	--	--	--	--	2nd	--	--	--	--
	Willie Roaf	T	2nd	--	--	1st	1st	1st	--	--	--
	Will Shields	G	1st	1st	1st	--	1st	1st	--	1st	--
	Casey Wiegmann	C	--	--	--	1st	--	--	--	--	--



			AP	PFW	TSN	SI	FD		PFW
2003	-	Tony Gonzalez	TE	1st	1st	1st	1st	1st	1st
		Dante Hall	PR/KR	1st	1st	1st	1st	1st/2nd	1st
		Priest Holmes	RB	1st	1st	1st	--	1st	1st
		Tony Richardson	FB	--	--	--	--	2nd	--
		Willie Roaf	T	1st	1st	--	--	2nd	1st
		Will Shields	G	1st	1st	1st	--	1st	1st
				AP	PFW	TSN	SI	FD	CPFW
2004	-	Tony Gonzalez	TE	2nd	--	--	--	1st	1st
		Tony Richardson	FB	2nd	--	--	--	1st	1st
		Willie Roaf	T	1st	1st	--	--	--	2nd
		Will Shields	G	2nd	--	--	1st	2nd	1st
		Brian Waters	G	1st	1st	1st	--	2nd	2nd
				AP	PFW	TSN	SI		PFW
2005	-	Larry Johnson	RB	2nd	--	--	--		1st
		Willie Roaf	T	2nd	--	--	--		1st
		Will Shields	G	2nd	--	--	--		1st
		Brian Waters	G	1st	--	--	--		--
2006	-	Tony Gonzalez	TE	2nd	--	--	--		--
		Larry Johnson	RB	1st	1st	--	--		--
		Will Shields	G	2nd	--	--	--		--
2007	-	Jared Allen	DE	1st	1st	1st	1st		1st
		Tony Gonzalez	TE	2nd	--	--	--		--
2008	-	Tony Gonzalez	TE	1st	1st	--	--		--
2009	-	None							
2010	-	Dwayne Bowe	WR	2nd	--	--	--		--
		Jamaal Charles	RB	1st	1st	--	--		1st
2011	-	Tamba Hali	LB	2nd	--	--	--		--
		Derrick Johnson	LB	1st	--	--	--		--
2012	-	Jamaal Charles	RB	2nd	--	--	--		--
2013	-	Eric Berry	S	1st	1st				1st
		Jamaal Charles	RB	1st	1st				1st
		Tamba Hali	LB	2nd	--				--
		Dexter McCluster	PR	2nd	1st				1st
		Dontari Poe	DT	2nd	--				1st
		Branden Albert	T	--	--				1st
		Quintin Damps	KR	--	--				1st
		Justin Houston	LB	--	--				1st

**Reference:** First or second-team All-Pro or All-Conference honors as selected by the following: (AP) Associated Press, (UPI) United Press International, (NEA) Newspaper Enterprise Assoc., (TSN) The Sporting News, (PFW) Pro Football Weekly, (FW) Pro Football Writers of America, (USA) USA Today - Gordon Forbes, (SI) Sports Illustrated - Paul Zimmerman, (FD) Football Digest, (FN) Football News, (CPFW) College and Pro Football Newsweekly.

**Notes:** The Sporting News All-AFL Team was selected by the players in 1960, '62-66 and by the coaches in '61. Pro Football Weekly's selections have been made by the Pro Football Writers of America since '96. \*No team named due to '82 NFLPA Strike. \*\*No team named in '85.



**CHIEFS IN THE MISSOURI SPORTS HALL OF FAME**



Year	Individual	Chiefs Years
1994	Lamar Hunt	1960-05
	Len Dawson	1962-75
	Otis Taylor	1965-75
	Bill Grigsby	1963-05
1995	Bobby Bell	1963-74
1996	Hank Stram	1960-74
	Jan Stenerud	1967-79
1997	Fred Arbanas	1962-70
1998	Ed Budde	1963-76
1999	Willie Lanier	1967-77
	Johnny Robinson	1960-71
2001	Marcus Allen	1993-97
	Dick Vermeil	2001-05
2002	Deron Cherry	1981-91
2003	Christian Okoye	1987-92
2004	Carl Peterson	1989-07
	Art Still	1978-87
2006	Gary Spani	1978-86



2007	Curtis McClinton	1962-69
2008	Neil Smith	1988-96
2009	Will Shields	1993-06
2010	Marty Schottenheimer	1989-98
2011	Priest Holmes	2001-07
2012	Emmitt Thomas	1966-78, 2010-12
2013	Tony Richardson	1995-05
2014	Ed Podolak	1969-77

## RETIRED JERSEYS

**STENERUD**  
**3**

**JAN STENERUD • KICKER • 1967-79**

The first pure placekicker inducted in the Pro Football Hall of Fame, K Jan Stenerud played 19 NFL seasons, including 13 with Kansas City.



**LEN DAWSON • QUARTERBACK • 1962-75**

The standard-bearer for Chiefs signal callers, QB Len Dawson is the franchise's all-time leading passer. He led the club to three AFL titles and a Super Bowl IV ring.

**DAWSON**  
**16**



**EMMITT THOMAS • CORNERBACK • 1966-78**

The Chiefs career leader with 58 interceptions, CB Emmitt Thomas played in 181 games over his Hall of Fame career with Kansas City.



**ABNER HAYNES • RUNNING BACK • 1960-64**

One of the offensive stars during the Texans/Chiefs first five years, RB Abner Haynes led the club in rushing four times.

**HAYNES**  
**28**



**STONE JOHNSON • RUNNING BACK • 1963**


A sprinter in the '60 Olympics in Rome and a QB at Grambling, RB Stone Johnson's athletic career came to a tragic end during his rookie season of '63. Johnson suffered a fractured vertebra in his neck in a preseason game against the Houston Oilers in Wichita, Kansas and died just 10 days later on Sept. 8, 1963.



**MACK LEE HILL • RUNNING BACK • 1964-65**

An AFL All-Star as a rookie in '64, RB Mack Lee Hill rushed for 1,203 yards in just 27 games with the Chiefs. Hill tragically died on the operating table after suffering a knee injury late in the '65 season.

**HILL**  
**36**



**DERRICK THOMAS • LINEBACKER • 1989-99**

The most prolific pass rusher in Chiefs history, LB Derrick Thomas was the heart and soul of the club's dominating defense throughout the '90s and owns the NFL's single-game sack record (7.0 vs. Seattle - 11/11/90).



**WILLIE LANIER • LINEBACKER • 1967-77**

A Pro Football Hall of Famer, LB Willie Lanier played 11 seasons for the Chiefs and was named to the NFL's 75th Anniversary All-Time Team.

**LANIER**  
**63**



**BOBBY BELL • LINEBACKER • 1963-74**

Perhaps the greatest outside linebacker to ever play the game, LB Bobby Bell was the first Chiefs player to enter the Pro Football Hall of Fame in '83.



**BUCK BUCHANAN • DEFENSIVE TACKLE • 1967-77**

A pivotal member of the great Chiefs defense of the '60s and '70s, DT Buck Buchanan was enshrined in the Pro Football Hall of Fame.

**BUCHANAN**  
**86**

# ALL-TIME RECORDS



## INDIVIDUAL

### SERVICE

#### Most Seasons, Active Players

15	Jerrel Wilson	1963-77
14	Len Dawson	1962-75
	Ed Budde	1963-76
	Nick Lowery	1980-93
	Will Shields	1993-06
13	Jim Tyrer	1961-73
	Buck Buchanan	1963-75
	Emmitt Thomas	1966-78
	Jan Stenerud	1967-79
	Jack Rudnay	1970-82
	John Alt	1984-96
12	Johnny Robinson	1960-71
	Dave Hill	1963-74
	Bobby Bell	1963-74
	Mike Livingston	1968-79
	Henry Marshall	1976-87
	Tony Gonzalez	1997-08

#### Most Games Played, Career (All 175+)

224	Will Shields	1993-06
212	Nick Lowery	1980-93
203	Jerrel Wilson	1963-77
190	Tony Gonzalez	1997-08
186	Jan Stenerud	1967-79
183	Len Dawson	1962-75
182	Buck Buchanan	1963-75
181	Emmitt Thomas	1966-78
180	Jim Tyrer	1961-73
179	John Alt	1984-96
178	Jack Rudnay	1970-82
177	Ed Budde	1963-76

#### Most Games Started, Career (Since 1968)

223	Will Shields	1993-06
174	Tony Gonzalez	1997-08
171	Jack Rudnay	1970-82
164	Tim Grunhard	1990-00
*158	Len Dawson (*Since 1962)	1962-75
157	Derrick Thomas	1989-99

#### Most Starts, Rookie, Season

16	Sylvester Hicks	1978
	Art Still	1978
	Dave Lutz	1983
	Kevin Ross	1984
	Dino Hackett	1986
	Derrick Thomas	1989
	Greg Wesley	2000
	Derrick Johnson	2005
	Tamba Hall	2006
	Brandon Carr	2008
	Glenn Dorsey	2008
	Eric Berry	2010
	Dontari Poe	2012

#### Most Consecutive Games Played, Career

224	Will Shields	Sept. 5, 1993 - Dec. 31, 2006
186	Jan Stenerud	Sept. 9, 1967 - Dec. 16, 1979
180	Jim Tyrer	Sept. 10, 1961 - Dec. 2, 1973
168	Bobby Bell	Sept. 7, 1963 - Dec. 14, 1974
166	Buck Buchanan	Sept. 7, 1963 - Dec. 1, 1974

#### Most Consecutive Games Started (Since 1968)

223	Will Shields	Sept. 12, 1993 - Dec. 31, 2006
144	Emmitt Thomas	Sept. 28, 1968 - Oct. 15, 1978
134	Jim Lynch	Sept. 9, 1968 - Nov. 6, 1977
120	Tim Grunhard	Sept. 5, 1993 - Oct. 29, 2000
	Tony Gonzalez	Sept. 19, 1999 - Nov. 12, 2006

#### Most Consecutive Games Started To Begin Career

101	Gary Barbaro	1976-82
64	Brandon Carr	2008-11
51	Art Still	1978-81
41	Tamba Hall	2006-08
37	Greg Wesley	2000-02

#### Most Games Started, Quarterback, Career

158	Len Dawson	1962-75
88	Trent Green	2001-06
77	Bill Kenney	1979-88
75	Mike Livingston	1968-79
52	Steve DeBerg	1988-91

#### Most Consecutive Games Started, Quarterback

81	Trent Green	Sept. 9, 2001 - Sept. 10, 2006
44	Len Dawson	Oct. 31, 1965 - Nov. 3, 1968
35	Steve DeBerg	Nov. 26, 1989 - Dec. 8, 1991
28	Steve Bono	Sept. 3, 1995 - Nov. 24, 1996
	Elvis Grbac	Dec. 26, 1998 - Nov. 19, 2000
	Len Dawson	Sept. 8, 1962 - Nov. 8, 1963

#### Most Consecutive Seasons Starting Every Game, QB

5	Trent Green	2001-05
2	Len Dawson	1966-67

### SCORING

#### POINTS

#### Most Points, Career (All 400+)

1,466	Nick Lowery	1980-93
1,231	Jan Stenerud	1967-79
517	Ryan Succop	2009-13
500	Priest Holmes	2001-07
462	Tony Gonzalez	1997-08
442	Pete Stoyanovich	1996-00

#### Most Seasons, 100 or More Points

11	Nick Lowery	1981, '83-86, '88-93
5	Jan Stenerud	1967-71
4	Ryan Succop	2009-10, '12-13
3	Pete Stoyanovich	1997-99
	Lawrence Tynes	2004-06
2	Lin Elliott	1994-95
	Morten Andersen	2002-03
	Priest Holmes	2002-03
	Larry Johnson	2005-06
1	Jack Spikes	1960
	Abner Haynes	1962
	Todd Peterson	2001

#### Most Points, Season (All 125+)

162	Priest Holmes	2003
144	Priest Holmes	2002
139	Nick Lowery	1990
129	Jan Stenerud	1968
126	Larry Johnson	2005
125	Lawrence Tynes	2005

#### Most Points, Non-Kickers, Rookie, Season

72	Abner Haynes	1960
66	Billy Jackson	1981
54	Johnny Robinson	1960
48	Mike Garrett	1966
42	Robert Holmes	1968

#### Most Points, Kickers, Rookie, Season

108	Jan Stenerud	1967
104	Jack Spikes	1960
	Ryan Succop	2009
87	Tommy Brooker	1962

#### Most Points, Game

30	Abner Haynes vs. Oakland	Nov. 26, 1961
	Jamaal Charles at Oakland	Dec. 15, 2013
24	Frank Jackson vs. Denver	Dec. 10, 1961
	Abner Haynes vs. Boston	Sept. 8, 1962
	Frank Jackson at San Diego	Dec. 13, 1964
	Bert Coan at Denver	Oct. 23, 1966
	Priest Holmes at Cleveland	Sept. 8, 2002
	Priest Holmes vs. Atlanta	Oct. 24, 2004
	Derrick Blaylock vs. Atlanta	Oct. 24, 2004
	Larry Johnson vs. Seattle	Oct. 29, 2006

## TOUCHDOWNS

### Most Touchdowns, Career

83	Priest Holmes (76 rush, 7 rec.)	2001-07
76	Tony Gonzalez (0 rush, 76 rec.)	1997-08
61	Larry Johnson (55 rush, 6 rec.)	2003-09
60	Otis Taylor (3 rush, 57 rec.)	1965-75
58	Abner Haynes	1960-64

### Most Touchdowns, Season

27	Priest Holmes (27 rush, 0 rec.)	2003
24	Priest Holmes (21 rush, 3 rec.)	2002
21	Larry Johnson (20 rush, 1 rec.)	2005
19	Abner Haynes (13 rush, 6 rec.)	1962
	Larry Johnson (17 rush, 2 rec.)	2006
	Jamaal Charles (12 rush, 7 rec.)	2013

### Most Touchdowns, Rookie, Season

12	Abner Haynes (9 rush, 3 rec.)	1960
11	Billy Jackson (10 rush, 1 rec.)	1981
8	Johnny Robinson (4 rush, 4 rec.)	1960
7	Mike Garrett (6 rush, 1 rec.)	1966
	Robert Holmes (7 rush, 0 rec.)	1968

### Most Touchdowns, Game

5	Abner Haynes vs. Oakland	Nov. 26, 1961
	Jamaal Charles at Oakland	Dec. 15, 2013
4	Frank Jackson vs. Denver	Dec. 10, 1961
	Abner Haynes vs. Boston	Sept. 8, 1962
	Frank Jackson at San Diego	Dec. 13, 1964
	Bert Coan at Denver	Oct. 23, 1966
	Priest Holmes at Cleveland	Sept. 8, 2002
	Priest Holmes vs. Atlanta	Oct. 24, 2004
	Derrick Blaylock vs. Atlanta	Oct. 24, 2004
	Larry Johnson vs. Seattle	Oct. 29, 2006
3	31 times; Last Dwayne Bowe at Seattle	Nov. 28, 2010

### Most Consecutive Games Scoring Touchdowns

11	Priest Holmes	2002
9	Larry Johnson	2006
8	Priest Holmes	2003-04
	Larry Johnson	2004-05
7	Marcus Allen	1993
	Priest Holmes	2004-05
	Larry Johnson	2005
	Dwayne Bowe	2010
	Jamaal Charles	2013

## POINTS AFTER TOUCHDOWN

### Most Points After TD Attempted, Career

483	Nick Lowery	1980-93
409	Jan Stenerud	1967-79
164	Pete Stoyanovich	1996-00
160	Ryan Succop	2009-13
149	Tommy Brooker	1962-66

### Most Points After TD Attempted, Season

60	Lawrence Tynes	2004
59	Morten Andersen	2003
52	Ryan Succop	2013
51	Morten Andersen	2002
46	Tommy Brooker	1964

### Most Points After TD Attempted, Game

8	Tommy Brooker at Denver	Sept. 7, 1963
	Mike Mercer at Denver	Oct. 23, 1966
	Lawrence Tynes vs. Atlanta	Oct. 24, 2004
	Ryan Succop at Oakland	Dec. 15, 2013

### Most Points After TD Made, Career

479	Nick Lowery	1980-93
394	Jan Stenerud	1967-79
163	Pete Stoyanovich	1996-00
160	Ryan Succop	2009-13
149	Tommy Brooker	1962-66

### Most Points After TD Made, Season

58	Morten Andersen	2003
	Lawrence Tynes	2004
52	Ryan Succop	2013
51	Morten Andersen	2002
46	Tommy Brooker	1964

### Most Points After TD Made, Game

8	Tommy Brooker at Denver	Sept. 7, 1963
	Mike Mercer at Denver	Oct. 23, 1966
	Lawrence Tynes vs. Atlanta	Oct. 24, 2004
	Ryan Succop at Oakland	Dec. 15, 2013
7	Cotton Davidson vs. Denver	Dec. 10, 1961
	T. Brooker at N.Y. Titans	Nov. 11, 1962
	Jack Spikes vs. Denver	Dec. 8, 1963
	Tommy Brooker vs. Houston	Nov. 28, 1965
	Morten Andersen vs. Arizona	Dec. 1, 2002
	Morten Andersen vs. St. Louis	Dec. 8, 2002
	Lawrence Tynes at Tennessee	Dec. 13, 2004

### Most Consecutive Points After TD

197	Nick Lowery	1983-89
160	Ryan Succop	2009-13
155	Jan Stenerud	1968-73
149	Tommy Brooker	1962-66

### Highest Point After Percentage, Career (100 PATs)

100.00	Ryan Succop (160-160)	2009-13
	Tommy Brooker (149-149)	1962-66
99.39	Pete Stoyanovich (163-164)	1996-00
99.17	Nick Lowery (479-483)	1980-93
99.09	Morten Andersen (109-110)	2002-03
97.16	Lawrence Tynes (137-141)	2004-06

## FIELD GOALS

### Most Field Goals Attempted, Career

436	Jan Stenerud	1967-79
410	Nick Lowery	1980-93
147	Ryan Succop	2009-13
115	Pete Stoyanovich	1996-00
87	Lawrence Tynes	2004-06
85	Tommy Brooker	1962-66

### Most Field Goals Attempted, Season

44	Jan Stenerud	1971
42	Jan Stenerud	1970
40	Jan Stenerud	1968

### Most Field Goals Attempted, Game

7	Jan Stenerud vs. Buffalo	Dec. 19, 1971
6	Tommy Brooker vs. San Diego	Dec. 16, 1962
	Jan Stenerud	6 times
	Last; at Washington	Oct. 10, 1976
	Todd Peterson vs. Denver	Dec. 16, 2001
	Ryan Succop at New Orleans	Sept. 23, 2012

### Most Seasons Leading League, Field Goals Made

3	Jan Stenerud	1967, '70, '75
---	--------------	----------------

### Most Field Goals Made, Career

329	Nick Lowery	1980-93
279	Jan Stenerud	1967-79
119	Ryan Succop	2009-13
93	Pete Stoyanovich	1996-00
68	Lawrence Tynes	2004-06

### Most Field Goals Made, Season

34	Nick Lowery	1990
30	Jan Stenerud	1968, '70
28	Ryan Succop	2012
27	Jan Stenerud	1969
	Nick Lowery	1988
	Pete Stoyanovich	1998
	Todd Peterson	2001
	Lawrence Tynes	2005

### Most Field Goals Made, Rookie, Season

25	Ryan Succop	2009
21	Jan Stenerud	1967
13	Jack Spikes	1960
12	Tommy Brooker	1962
10	Connor Barth	2008

**Most Field Goals Made, Game**

6	Ryan Succop at New Orleans	Sept. 23, 2012
5	Jan Stenerud at Buffalo	Nov. 2, 1969
	Jan Stenerud vs. Buffalo	Dec. 7, 1969
	Jan Stenerud vs. Buffalo	Dec. 19, 1971
	Nick Lowery vs. L.A. Raiders	Sept. 12, 1985
	Nick Lowery vs. Cincinnati	Nov. 13, 1988
	Nick Lowery at Chicago	Dec. 29, 1990
	Nick Lowery vs. Denver	Sept. 20, 1993
	Ryan Succop vs. Minnesota	Oct. 2, 2011
4	Tommy Brooker vs. San Diego	Dec. 16, 1962
	Mike Mercer at N.Y. Jets	Nov. 27, 1966
	Lin Elliott vs. Seattle	Dec. 24, 1995
	Jan Stenerud	10 times
	Nick Lowery	8 times
	Pete Stoyanovich	2 times
	Todd Peterson vs. Denver	Dec. 16, 2001
	Lawrence Tynes	2 times
	Last; vs. Denver	Nov. 23, 2006
	Nick Novak vs. Denver	Sept. 28, 2008
	Ryan Succop at Washington	Oct. 18, 2009
	Ryan Succop vs. Green Bay	Dec. 18, 2011
	Ryan Succop at Philadelphia	Sept. 19, 2013
	Ryan Succop at Tennessee	Oct. 6, 2013

**Most Consecutive Games Scoring Field Goals**

16	Jan Stenerud	1969-70
15	Lawrence Tynes	2004-05
12	Pete Stoyanovich	1997-98
11	Jan Stenerud	1968-69
	Jan Stenerud	1971-72
	Nick Lowery	1985-86
	Morten Andersen	2002

**Most Consecutive Field Goals Made**

22	Pete Stoyanovich	1997-98
	Ryan Succop	2011
21	Nick Lowery	1990
	Nick Lowery	1991
16	Jan Stenerud	1969
15	Nick Lowery	1992-93
	Morten Anderson	2002
	Ryan Succop	2009-10

**Longest Field Goal**

58	Nick Lowery at Washington	Sept. 18, 1983
	Nick Lowery vs. L.A. Raiders	Sept. 12, 1985
57	Nick Lowery vs. Seattle	Sept. 14, 1980
55	Jan Stenerud at Denver	Oct. 4, 1970
54	Jan Stenerud at Houston	Sept. 9, 1967
	Jan Stenerud at Denver	Oct. 5, 1969
	Jan Stenerud at San Francisco	Dec. 6, 1971
	Nick Lowery vs. L.A. Raiders	Nov. 6, 1983
	Nick Lowery at Detroit	Nov. 26, 1987
	Pete Stoyanovich vs. Denver	Nov. 16, 1997
	Ryan Succop vs. Minnesota	Oct. 2, 2011

**Highest Field Goal Percentage, Career (100 Attempts)**

81.0	Ryan Succop (119-147)	2009-13
80.9	Pete Stoyanovich (93-115)	1996-00
80.2	Nick Lowery (329-410)	1980-93
64.0	Jan Stenerud (279-436)	1967-79

**Highest Field Goal Percentage, Season**

96.3	Pete Stoyanovich (26-27)	1997
91.9	Nick Lowery (34-37)	1990
91.6	Nick Lowery (22-24)	1992
88.9	Nick Lowery (24-27)	1985
86.2	Ryan Succop (25-29)	2009

**Highest Field Goal Percentage, Career At Arrowhead**

88.1	Pete Stoyanovich (52-59)	1996-00
85.6	Nick Lowery (179-209)	1980-93
82.4	Ryan Succop (61-74)	2009-13
77.3	Lawrence Tynes (34-44)	2004-06
58.6	Jan Stenerud (75-128)	1972-79

**Attempts Less Than 40 Yards, Season (15 Attempts)**

21-21	Nick Lowery	1991
20-20	Pete Stoyanovich	1998
16-20	Ryan Succop	2012
17-17	Ryan Succop	2009
16-16	Morten Andersen	2002
15-16	Ryan Succop	2013
14-15	Ryan Succop	2011

**Most Field Goals, No Misses, Game**

6	Ryan Succop at New Orleans	Sept. 23, 2012
5	Jan Stenerud at Buffalo	Nov. 2, 1969
	Jan Stenerud vs. Buffalo	Dec. 7, 1969
	Nick Lowery vs. L.A. Raiders	Sept. 12, 1985
	Nick Lowery at Chicago	Dec. 29, 1990
	Nick Lowery vs. Denver	Sept. 20, 1993
	Ryan Succop vs. Minnesota	Oct. 2, 2011

**Most Field Goals, 50 or More Yards, Career**

20	Nick Lowery	1980-93
12	Jan Stenerud	1967-79
9	Ryan Succop	2009-13
6	Lawrence Tynes	2004-06
5	Pete Stoyanovich	1996-99

**Most Field Goals, 50 or More Yards, Season**

4	Nick Lowery	1980
3	Nick Lowery	1985, '88
	Ryan Succop	2011
2	Pete Stoyanovich	1997, '98
	Lawrence Tynes	2004, 2005, 2006
	Ryan Succop	2009, '12

**Most Field Goals, 50 or More Yards, Game**

2	Nick Lowery vs. Seattle	Sept. 14, 1980
	Nick Lowery at New Orleans	Sept. 8, 1985
	Nick Lowery at Detroit	Nov. 26, 1987
	Lawrence Tynes at Miami	Oct. 21, 2005
	Ryan Succop vs. Minnesota	Oct. 2, 2011

**DEFENSIVE AND SPECIAL TEAMS SCORES****Most Defensive Touchdowns, Career**

8	Bobby Bell (6 INTs, 2 FRs)	1963-74
5	Emmitt Thomas (5 INTs)	1966-78
	Jim Kearney (5 INTs)	1967-75
4	Lloyd Burress (4 INTs)	1981-91
	Derrick Thomas (4 FRs)	1989-99
	James Hasty (3 INTs, 1 FR)	1995-99

**Most Defensive Touchdowns, Season**

4	Jim Kearney (4 INTs)	1972
3	David Webster (2 INTs, 1 FR)	1960
	Lloyd Burress (3 INTs)	1986
	Charles Mincy (2 INTs, 1 FR)	1992
	Mark McMillian (3 INTs)	1997

**Most Defensive Touchdowns, Game**

2	Jim Kearney at Denver	Oct. 1, 1972
	Lloyd Burress vs. San Diego	Oct. 19, 1986
	Cris Dishman at Oakland	Nov. 28, 1999
	Derrick Johnson at Denver	Jan. 3, 2010

**Most Special Teams Touchdowns, Career**

11	Dante Hall (5 PRs, 6 KORs)	2000-06
8	Tamarick Vanover (4 PRs, 4 KORs)	1995-99
4	J.T. Smith (4 PRs)	1978-84
3	Dexter McCluster (3 PRs)	2010-13
3	Five players tied	

**Most Special Teams Touchdowns, Season**

4	Dante Hall (2 PRs, 2 KORs)	2003
3	Tamarick Vanover (2 KORs, 1 PR)	1995
	Dante Hall (2 PRs, 1 KOR)	2002
2	J.T. Smith (2 PRs)	1979
	J.T. Smith (2 PRs)	1980
	Paul Palmer (2 KORs)	1987
	Dale Carter (2 PRs)	1992
	Dante Hall (2 KORs)	2004
	Dexter McCluster (2 PRs)	2013

**Most Safeties, Career**

3	Derrick Thomas	1989-98
2	Bill Maas	1984-92
	Dan Saleaumua	1989-96
	Joe Phillips	1992-97
1	Buck Buchanan	1963-75
	Willie Lanier	1967-77
	John Lohmeyer	1973, '75-77
	Ed Beckman	1977-84
	Dino Hackett	1986-92
	Albert Lewis	1983-93
	Rob McGovern	1989-90
	Bernard Pollard	2006-08
	Tamba Hall	2006-13
	Justin Houston	2011-13



**Most Safeties, Season**

1	Buck Buchanan	1968
	Willie Lanier	1974
	John Lohmeyer	1976
	Ed Beckman	1978
	Dino Hackett	1988
	Albert Lewis	1988
	Bill Maas	1988, '90
	Rob McGovern	1989
	Dan Saleaumua	1991, '96
	Derrick Thomas	1994, '97, '98
	Joe Phillips	1997
	Bernard Pollard	2007
	Tamba Hali	2009
	Justin Houston	2012

**Most Two-Point Conversions, Career**

3	Tony Gonzalez	1997-08
2	Bo Dickinson	1960-61
	Curtis McClinton	1962-69
	Jerrel Wilson	1963-77
	Reg Carolan	1964-68
	Trent Green	2001-06
	Eddie Kennison	2001-07

**Most Two-Point Conversions, Season**

2	Bo Dickinson	1961
---	--------------	------

**Most Two-Point Conversion Passes, Career**

8	Len Dawson	1962-75
4	Trent Green	2001-06
2	Randy Duncan	1961
	Elvis Grbac	1997-00

**RUSHING****Most Seasons Leading League in Rushing**

1	Abner Haynes	1960
	Christian Okoye	1989
	Priest Holmes	2001

**ATTEMPTS****Most Rushing Attempts, Career**

1,375	Larry Johnson	2003-09
1,321	Priest Holmes	2001-07
1,246	Christian Okoye	1987-92
1,157	Ed Podolak	1969-77
1,043	Jamaal Charles	2008-13

**Most Rushing Attempts, Season**

*416	Larry Johnson	2006
370	Christian Okoye	1989
336	Larry Johnson	2005
327	Priest Holmes	2001
320	Priest Holmes	2003
	*NFL RECORD	

**Most Rushing Attempts, Consecutive Seasons**

752	Larry Johnson (336, 416)	2005-06
640	Priest Holmes (327, 313)	2001-02
633	Priest Holmes (313, 320)	2002-03
615	Christian Okoye (370, 245)	1989-90
574	Larry Johnson (416, 158)	2006-07

**Most Rushing Attempts, Rookie, Season**

234	Joe Delaney	1981
174	Robert Holmes	1968
157	Christian Okoye	1987
156	Abner Haynes	1960
147	Mike Garrett	1966

**Most Rushing Attempts, Game**

39	Larry Johnson vs. Seattle	Oct. 29, 2006
38	Christian Okoye at Green Bay	Dec. 10, 1989
37	Christian Okoye vs. Seattle	Nov. 5, 1989
36	Larry Johnson at Houston	Nov. 20, 2005
35	Barry Word vs. L.A. Raiders	Dec. 22, 1991

**YARDS GAINED****Most Rushing Yards, Career**

6,070	Priest Holmes	2001-07
6,015	Larry Johnson	2003-09
5,823	Jamaal Charles	2008-13
4,897	Christian Okoye	1987-92
4,451	Ed Podolak	1969-77

**Most Rushing Yards, Season (All 1,000+)**

1,789	Larry Johnson	2006
1,750	Larry Johnson	2005
1,615	Priest Holmes	2002
1,555	Priest Holmes	2001
1,509	Jamaal Charles	2012
1,480	Christian Okoye	1989
1,467	Jamaal Charles	2010
1,420	Priest Holmes	2003
1,287	Jamaal Charles	2013
1,121	Joe Delaney	1981
1,120	Jamaal Charles	2009
1,087	Mike Garrett	1967
1,053	Tony Reed	1978
1,049	Abner Haynes	1962
1,031	Christian Okoye	1991
1,015	Barry Word	1990

**Most Rushing Yards, Consecutive Seasons**

3,539	Larry Johnson (1,750, 1,789)	2005-06
3,170	Priest Holmes (1,555, 1,615)	2001-02
3,035	Priest Holmes (1,615, 1,420)	2002-03
2,587	Jamaal Charles (1,120, 1,467)	2009-10
2,348	Larry Johnson (1,789, 559)	2006-07

**Most Rushing Yards, Rookie, Season**

1,121	Joe Delaney	1981
875	Abner Haynes	1960
866	Robert Holmes	1968
801	Mike Garrett	1966
660	Christian Okoye	1987
604	Curtis McClinton	1962

**Most Rushing Yards, Game (All 200+)**

259	Jamaal Charles at Denver	Jan. 3, 2010
233	Jamaal Charles at New Orleans	Sept. 23, 2012
226	Jamaal Charles vs. Indianapolis	Dec. 23, 2012
211	Larry Johnson at Houston	Nov. 20, 2005
201	Larry Johnson vs. Cincinnati	Jan. 1, 2006
200	Barry Word at Detroit	Oct. 14, 1990

**Most Rushing Yards, Rookie, Game (All 150+)**

193	Joe Delaney vs. Houston	Nov. 15, 1981
161	Mike Garrett at San Diego	Dec. 18, 1966
158	Robert Holmes at Cincinnati	Nov. 10, 1968
157	Abner Haynes at N.Y. Titans	Nov. 24, 1960
150	Kolby Smith vs. Oakland	Nov. 25, 2007

**Most Rushing Yards, Consecutive Games (All 300+)**

361	(102, 259) J. Charles	Dec. 27, 2009 - Jan. 3, 2010
343	(132, 211) Larry Johnson	Nov. 13-20, 2005
332	(131, 201) L. Johnson	Dec. 24, 2005 - Jan. 1, 2006
330	(211, 119) Larry Johnson	Nov. 20-27, 2005
327	(155, 172) Larry Johnson	Oct. 29 - Nov. 5, 2006
321	(233, 88) Jamaal Charles	Sept. 23-30, 2012
319	(121, 198) Larry Johnson	Sept. 21-28, 2008
311	(154, 157) Larry Johnson	Nov. 19-23, 2006
310	(197, 113) Priest Holmes	Nov. 24 - Dec. 1, 2002
	(143, 167) Larry Johnson	Dec. 11-17, 2005
301	(104, 197) Priest Holmes	Nov. 17-24, 2002

**Most Rushing Yards vs. One Opponent, Season**

315	(56, 259) Jamaal Charles vs. Denver	2009
289	(154, 135) Larry Johnson vs. Oakland	2006
283	(126, 157) Larry Johnson vs. Denver	2006
282	(156, 126) Christian Okoye vs. Seattle	1989
274	(113, 161) Priest Holmes vs. Denver	2002

**Most Games, 100 or More Rushing Yards, Career**

30	Larry Johnson	2003-09
24	Priest Holmes	2001-07
21	Jamaal Charles	2008-13
14	Christian Okoye	1987-92
13	Abner Haynes	1960-65

**Most Games, 100 or More Rushing Yards, Season**

11	Larry Johnson	2006
10	Larry Johnson	2005
9	Priest Holmes	2002
8	Christian Okoye	1989
7	Priest Holmes	2001
	Jamaal Charles	2012

**Most Consecutive Games, 100 or More Rushing Yards**

9	Larry Johnson	Nov. 6, 2005 - Jan. 1, 2006
5	Priest Holmes	Nov. 17 - Dec. 15, 2002
4	Larry Johnson	Nov. 19 - Dec. 10, 2006
	Jamaal Charles	Dec. 13, 2009 - Jan. 3 2010
3	Joe Delaney	Oct. 4 - Oct. 18, 1981
	Christian Okoye	Sept. 24 - Oct. 8, 1989
	Christian Okoye	Oct. 22 - Nov. 5, 1989
	Larry Johnson	Dec. 5 - Dec. 19, 2004
	Larry Johnson	Oct. 22 - Nov. 5, 2006
	Jamaal Charles	Nov. 25 - Dec. 9, 2012

**Longest Run From Scrimmage**

91 (TD)	Jamaal Charles	Sept. 23, 2012
86 (TD)	Jamaal Charles	Dec. 23, 2012
84 (TD)	Ted McKnight at Seattle	Sept. 30, 1979
82 (TD)	Joe Delaney vs. Denver	Oct. 18, 1981
82 (TD)	Derrick Alexander vs. Pittsburgh	Dec. 12, 1999
80 (TD)	Abner Haynes at N.Y. Jets	Nov. 29, 1964
80 (TD)	Warren McVea vs. Cincinnati	Oct. 26, 1969
80	Jamaal Charles at St. Louis	Dec. 19, 2010
80 (TD)	Jamaal Charles at Cleveland	Dec. 9, 2012

**Most Rushing Yards, QB, Season**

431	Alex Smith	2013
386	Tyler Thigpen	2008
274	Steve Fuller	1980
272	Len Dawson	1963
264	Steve Fuller	1979

**10+ YARD RUSHES***(Compiled Since 1990)***Most 10+ Yard Rushes, Career**

190	Priest Holmes	2001-07
161	Jamaal Charles	2008-13
137	Larry Johnson	2003-09
71	Marcus Allen	1993-97
63	Kimble Anders	1991-00

**Most 10+ Yard Rushes, Season**

53	Priest Holmes	2002
52	Priest Holmes	2001
49	Larry Johnson	2006
47	Larry Johnson	2005
45	Jamaal Charles	2010

**Most 10+ Yard Rushes, Game**

10	Priest Holmes at Oakland	Dec. 9, 2001
9	Priest Holmes at Seattle	Nov. 24, 2002
7	Larry Johnson at N.Y. Giants	Dec. 17, 2005
	Jamaal Charles vs. Buffalo	Oct. 31, 2010

**AVERAGE GAIN****Highest Rushing Average, Career (400 attempts)**

5.58	Jamaal Charles (1,043-5,823)	2008-13
4.80	Abner Haynes (794-3,814)	1960-64
4.60	Priest Holmes (1,321-6,070)	2001-07
4.57	Kimble Anders (495-2,261)	1991-00
4.44	Ted McKnight (528-2,344)	1977-81

**Highest Rushing Average, Season (100 attempts)**

6.38	Jamaal Charles (230-1,467)	2010
6.03	Ted McKnight (104-627)	1978
5.89	Jamaal Charles (190-1,120)	2009
5.61	Abner Haynes (156-875)	1960
5.49	Mack Lee Hill (105-576)	1964

**Highest Rushing Average, Game (10 attempts)**

14.27	A. Haynes at N.Y. Titans (11-157)	Nov. 24, 1960
12.25	T. McKnight at Seattle (12-147)	Sept. 30, 1979
11.58	E. Podolak vs. Denver (12-139)	Dec. 6, 1970
11.45	J. Charles at St. Louis (11-126)	Dec. 19, 2010
11.29	A. Haynes vs. Oakland (14-158)	Nov. 26, 1961

**TOUCHDOWNS****Most Rushing Touchdowns, Career**

76	Priest Holmes	2001-07
55	Larry Johnson	2003-09
44	Marcus Allen	1993-97
40	Christian Okoye	1987-92
39	Abner Haynes	1960-65

**Most Rushing Touchdowns, Season**

27	Priest Holmes	2003
21	Priest Holmes	2002
20	Larry Johnson	2005
17	Larry Johnson	2006
14	Priest Holmes	2004

**Most Rushing Touchdowns, Consecutive Seasons**

48	Priest Holmes (21, 27)	2002-03
41	Priest Holmes (27, 14)	2003-04
37	Larry Johnson (20, 17)	2005-06
29	Priest Holmes (8, 21)	2001-02
	Larry Johnson (9, 20)	2004-05

**Most Rushing Touchdowns, Rookie, Season**

10	Billy Jackson	1981
9	Abner Haynes	1960
7	Robert Holmes	1968
6	Mike Garrett	1966
5	Jack Spikes	1960
	Tony Reed	1977

**Most Rushing Touchdowns, Game**

4	Abner Haynes vs. Oakland	Nov. 26, 1961
	Priest Holmes at Cleveland	Sept. 8, 2002
	Priest Holmes vs. Atlanta	Oct. 24, 2004
	Derrick Blaylock vs. Atlanta	Oct. 24, 2004
3	Jack Spikes vs. Houston	Oct. 1, 1961
	Abner Haynes vs. Boston	Sept. 8, 1962
	Bert Coan at Denver	Oct. 23, 1966
	Ed Podolak at Detroit	Nov. 25, 1971
	Ed Podolak vs. Cleveland	Dec. 12, 1976
	Billy Jackson at Oakland	Oct. 25, 1981
	Marcus Allen at Seattle	Dec. 5, 1993
	Donnell Bennett at Philadelphia	Sept. 27, 1998
	Bam Morris at San Diego	Nov. 22, 1998
	Priest Holmes vs. Denver	Oct. 20, 2002
	Priest Holmes vs. Pittsburgh	Sept. 14, 2003
	Priest Holmes vs. Buffalo	Oct. 26, 2003
	Priest Holmes vs. Detroit	Dec. 14, 2003
	Priest Holmes at Minnesota	Dec. 20, 2003
	Priest Holmes at Denver	Sept. 12, 2004
	Priest Holmes vs. Indianapolis	Oct. 31, 2004
	Larry Johnson at Dallas	Dec. 11, 2005
	Larry Johnson vs. Cincinnati	Jan. 1, 2006
	Larry Johnson vs. Seattle	Oct. 29, 2006
	Larry Johnson vs. Jacksonville	Dec. 31, 2006

**Most Rushing Touchdowns, Consecutive Games**

7	Priest Holmes	Oct. 24-31, 2004
6	Priest Holmes	Dec. 14-20, 2003
5	Priest Holmes	5 times
		Last; Dec. 20-28, 2003
	Larry Johnson	3 times
		Last; Oct. 22-29, 2006

**Most Consecutive Games With Rushing Touchdown**

11	Priest Holmes	Sept. 22 - Dec. 8, 2002
8	Priest Holmes	Nov. 23, 2003 - Sept. 19, 2004
	Larry Johnson	Nov. 28, 2004 - Sept. 18, 2005
7	Larry Johnson	Nov. 20, 2005 - Jan. 1, 2006
	Larry Johnson	Oct. 15 - Nov. 23, 2006

**PASSING****Most Seasons Leading League in Passing**

4	Len Dawson	1962, 1964, 1966, 1968
---	------------	------------------------

**PASSER RATING****Highest Passer Rating Career (1,000 attempts)**

87.3	Trent Green	2001-06
83.2	Len Dawson	1962-75
81.8	Steve DeBerg	1988-91
80.6	Elvis Grbac	1997-00
77.5	Matt Cassel	2009-12

**Highest Passer Rating, Season (200 attempts)**

101.9	Len Dawson	1966
98.8	Len Dawson	1968
98.4	Len Dawson	1962
98.0	Damon Huard	2006
96.3	Steve DeBerg	1990

**Highest Passer Rating, Rookie, Season**

112.3	Todd Blackledge	1983
66.9	Hunter Enis	1960
55.8	Steve Fuller	1979

**Highest Passer Rating, Game (20 attempts)**

158.3	Trent Green vs. Detroit	Dec. 14, 2003
	Alex Smith at Oakland	Dec. 15, 2013
156.6	Steve Bono at Seattle	Sept. 3, 1995
154.3	Trent Green at Washington	Sept. 30, 2001
147.6	Bill Kenney at San Diego	Dec. 16, 1984
146.0	Joe Montana at Tampa Bay	Sept. 5, 1993

**ATTEMPTS****Most Passes Attempted, Career**

3,696	Len Dawson	1962-75
2,777	Trent Green	2001-06
2,430	Bill Kenney	1979-88
1,751	Mike Livingston	1968-79
1,616	Steve DeBerg	1988-91

**Most Passes Attempted, Season (All 500+)**

603	Bill Kenney	1983
556	Trent Green	2004
547	Elvis Grbac	2000
523	Trent Green	2001
	Trent Green	2003
520	Steve Bono	1995
508	Alex Smith	2013
507	Trent Green	2005

**Most Passes Attempted, Consecutive Seasons**

1,079	Trent Green (523, 556)	2003-04
1,063	Trent Green (556, 507)	2004-05
1,046	Elvis Grbac (499, 547)	1999-00
993	Trent Green (523, 470)	2001-02
	Trent Green (470, 523)	2002-03

**Most Passes Attempted, Rookie, Season**

270	Steve Fuller	1979
54	Hunter Enis	1960
34	Todd Blackledge	1983

**Most Passes Attempted, Game (All 50+)**

55	Joe Montana at San Diego	Oct. 9, 1994
	Steve Bono at Miami	Dec. 12, 1994
54	Joe Montana at Denver	Oct. 17, 1994
	Steve Bono at San Diego	Sept. 29, 1996
53	Elvis Grbac at Oakland	Nov. 5, 2000
	Trent Green at San Diego	Jan. 2, 2005
	Matt Cassel at Denver	Nov. 14, 2010
52	Bill Kenney at Denver	Oct. 30, 1983
50	Bill Kenney vs. Buffalo	Nov. 30, 1986
	Steve DeBerg at Cleveland	Nov. 24, 1991
	Rich Gannon at Jacksonville	Nov. 9, 1997

**COMPLETIONS****Most Passes Completed, Career**

2,115	Len Dawson	1962-75
1,720	Trent Green	2001-06
1,330	Bill Kenney	1979-88
934	Steve DeBerg	1988-91
912	Mike Livingston	1968-79

**Most Passes Completed, Season (All 300+)**

369	Trent Green (556 att.)	2004
346	Bill Kenney (603 att.)	1983
330	Trent Green (523 att.)	2003
326	Elvis Grbac (547 att.)	2000
317	Trent Green (507 att.)	2005
308	Alex Smith (508 att.)	2013

**Most Passes Completed, Consecutive Seasons**

699	Trent Green (330, 369)	2003-04
686	Trent Green (369, 317)	2004-05
620	Elvis Grbac (294, 326)	1999-00
617	Trent Green (287, 330)	2002-03
583	Trent Green (296, 287)	2001-02

**Most Passes Completed, Rookie, Season**

146	Steve Fuller	1979
30	Hunter Enis	1960
20	Todd Blackledge	1983

**Most Passes Completed, Game (All 30+)**

39	Elvis Grbac at Oakland	Nov. 5, 2000
37	Joe Montana at San Diego	Oct. 9, 1994
34	Joe Montana at Denver	Oct. 17, 1994
	Trent Green at Denver	Dec. 7, 2003
33	Steve Bono at Miami	Dec. 12, 1994
	Trent Green at San Diego	Jan. 2, 2005
	Matt Cassel at Denver	Nov. 14, 2010
32	Trent Green at Tampa Bay	Nov. 7, 2004
	Trent Green vs. Oakland	Dec. 25, 2004
31	Bill Kenney at San Diego	Dec. 11, 1983
	Elvis Grbac vs. Carolina	Dec. 10, 2000
	Trent Green at San Diego	Oct. 30, 2005
30	Steve DeBerg vs. Cleveland	Nov. 24, 1991
	Elvis Grbac vs. Seattle	Nov. 21, 1999

**Most Consecutive Passes Completed**

15	Len Dawson at Houston	Sept. 9, 1967
	Bill Kenney vs. San Diego (13) at Washington (2)	Sept. 12, 1983
14	Trent Green vs. Indianapolis	Sept. 18, 1983
		Oct. 31, 2004

**COMPLETION PERCENTAGE****Most Seasons Leading League**

*8	Len Dawson	1962, '64-69, '75
	*NFL RECORD	

**Most Consecutive Seasons Leading League**

*6	Len Dawson	1964-69
	*NFL RECORD	

**Highest Completion Percentage, Career**

(1,000 attempts)		
61.94	Trent Green (2,777-1,720)	2001-06
57.97	Steve DeBerg (1,616-934)	1988-91
57.94	Elvis Grbac (1,548-897)	1997-00
57.35	Matt Cassel (1,489-854)	2009-12
57.22	Len Dawson (3,696-2,115)	1962-75

**Highest Completion Percentage, Season**

(100 attempts)		
66.43	Len Dawson (140-93)	1975
66.37	Trent Green (556-369)	2004
63.10	Trent Green (523-330)	2003
62.52	Trent Green (507-317)	2005
62.05	Damon Huard (206-332)	2007

**Highest Completion Percentage, Rookie, Season**

58.82	Todd Blackledge (34-20)	1983
55.56	Hunter Enis (54-30)	1960
54.07	Steve Fuller (270-146)	1979

**Highest Completion Percentage, Game (20 attempts)**

85.00	A. Smith at Oakland (20-17)	Dec. 15, 2013
82.61	B. Quinn vs. Carolina (23-19)	Dec. 2, 2012
80.95	D. Krieg at N.Y. Jets (21-17)	Nov. 29, 1992
	T. Green vs. Denver (21-17)	Dec. 16, 2001
80.77	T. Green at Washington (26-21)	Sept. 30, 2001

**YARDS GAINED****Most Passing Yards, Career (All 10,000+)**

28,507	Len Dawson	1962-75
21,459	Trent Green	2001-06
17,277	Bill Kenney	1979-88
11,873	Steve DeBerg	1988-91
11,295	Mike Livingston	1968-79
10,642	Elvis Grbac	1997-00

**Most Passing Yards, Season (All 4,000+)**

4,591	Trent Green	2004
4,348	Bill Kenney	1983
4,169	Elvis Grbac	2000
4,039	Trent Green	2003
4,014	Trent Green	2005

**Most Passing Yards, Consecutive Seasons**

8,630	Trent Green (4,039, 4,591)	2003-04
8,605	Trent Green (4,591, 4,014)	2004-05
7,729	Trent Green (3,690, 4,039)	2002-03
7,558	Elvis Grbac (3,389, 4,169)	1999-00
7,473	Trent Green (3,783, 3,690)	2001-02

**Most Passing Yards, Rookie, Season**

1,484	Steve Fuller	1979
357	Hunter Enis	1960
259	Todd Blackledge	1983

**Most Passing Yards, Game (All 400+)**

504	Elvis Grbac at Oakland	Nov. 5, 2000
469	Matt Cassel at Denver	Nov. 14, 2010
435	Len Dawson vs. Denver	Nov. 1, 1964
411	Bill Kenney at San Diego	Dec. 11, 1983
400	Trent Green at Green Bay	Oct. 12, 2003

**Most Games, 300 Yards Passing, Career**

24	Trent Green	2001-06
15	Bill Kenney	1979-88
9	Len Dawson	1962-75
7	Elvis Grbac	1997-00
5	Steve DeBerg	1988-91

**Most Games, 300 Yards Passing, Season**

8	Trent Green	2004
7	Bill Kenney	1983
5	Elvis Grbac	2000
	Trent Green	2003

**Most Consecutive Games, 300 Yards Passing, Season**

4	Bill Kenney	1983
	Trent Green	2004
3	Elvis Grbac	2000
2	Joe Montana	1994
	Steve Bono	1994
	Trent Green	2001
	Trent Green	2002
	Trent Green	2003

**Long Pass Completion (All TDs)**

*99	Trent Green vs. San Diego (to Marc Boerigter)	Dec. 22, 2002
93	Mike Livingston vs. Miami (to Otis Taylor for 79 yards, lateral to Robert Holmes for 14 yards)	Oct. 19, 1969
92	Len Dawson at Denver (to Tommy Brooker)	Nov. 18, 1962
	Len Dawson at Oakland (to Gloster Richardson)	Nov. 3, 1968
90	Len Dawson vs. Houston (to Frank Pitts)	Nov. 17, 1968
	Steve DeBerg vs. San Diego (to J.J. Birden)	Nov. 18, 1990
	*NFL RECORD	

**20+ YARD PASSES***(Compiled Since 1990)***Most 20+ Yard Passes, Career**

274	Trent Green	2001-06
133	Elvis Grbac	1997-00
122	Matt Cassel	2009-12
73	Steve DeBerg	1990-91
68	Joe Montana	1993-94

**Most 20+ Yard Passes, Season**

59	Trent Green	2004
55	Elvis Grbac	2000
54	Trent Green	2003
51	Trent Green	2001
	Trent Green	2005

**Most 20+ Yard Passes, Game**

9	Matt Cassel at Denver	Nov. 14, 2010
7	Dave Krieg at L.A. Raiders	Dec. 6, 1992
	Rich Gannon at San Diego	Nov. 22, 1998
	Elvis Grbac at Oakland	Nov. 5, 2000
	Trent Green at Arizona	Oct. 21, 2001
	Trent Green vs. Indianapolis	Oct. 31, 2004
6	12 times; Last M. Cassel vs. CLE	Dec. 20, 2009

**AVERAGE GAIN****Most Seasons Leading League**

3	Len Dawson	1962, '66, '69
---	------------	----------------

**Highest Passing Average, Career (1,000 attempts)**

7.73	Trent Green (2,777-21,459)	2001-06
7.71	Len Dawson (3,696-28,507)	1962-75
7.35	Steve DeBerg (1,616-11,873)	1988-91
7.11	Bill Kenney (2,430-17,277)	1979-88
6.88	Elvis Grbac (1,548-10,643)	1997-00

**Highest Passing Average, Season (Qualifiers)**

9.42	Len Dawson (224-2,109)	1968
8.90	Len Dawson (310-2,759)	1962
	Len Dawson (284-2,527)	1966

**Highest Passing Average, Game (20 attempts)**

15.76	S. DeBerg at New England (21-331)	Dec. 2, 1990
14.35	A. Smith at Oakland (20-287)	Dec. 15, 2013
13.90	T. Green vs. Denver (21-292)	Dec. 16, 2001
12.82	L. Dawson vs. Denver (22-282)	Dec. 19, 1965

**TOUCHDOWNS****Most Seasons Leading League**

*4	Len Dawson	1962, '63, '65, '66
	*NFL RECORD	

**Most Touchdown Passes, Career**

237	Len Dawson	1962-75
118	Trent Green	2001-06
105	Bill Kenney	1979-88
67	Steve DeBerg	1988-91
66	Elvis Grbac	1997-00

**Most Touchdown Passes, Season**

30	Len Dawson	1964
29	Len Dawson	1962
28	Elvis Grbac	2000
27	Trent Green	2004
	Matt Cassel	2010
26	Len Dawson	1963, '66
	Trent Green	2002

**Most Touchdown Passes, Consecutive Seasons**

56	Len Dawson (26, 30)	1963-64
55	Len Dawson (29, 26)	1962-63
51	Len Dawson (30, 21)	1964-65
	Trent Green (24, 27)	2003-04
50	Elvis Grbac (22, 28)	1999-00
	Len Dawson (26, 24)	1966-67
	Trent Green (26, 24)	2002-03

**Most Touchdown Passes, Rookie, Season**

6	Steve Fuller	1979
3	Todd Blackledge	1983
1	Hunter Enis	1960

**Most Touchdown Passes, Game**

6	Len Dawson vs. Denver	Nov. 1, 1964
5	Len Dawson at Boston	Sept. 25, 1966
	Len Dawson vs. Miami	Oct. 8, 1967
	Elvis Grbac vs. San Diego	Sept. 17, 2000
	Trent Green vs. Miami	Sept. 29, 2002
	Alex Smith at Oakland	Dec. 15, 2013
4	Len Dawson	6 times
	Last; at Baltimore	Sept. 28, 1970
	Bill Kenney	4 times
	Last; at Chicago	Nov. 1, 1987
	Trent Green at Cleveland	Dec. 3, 2006
	Matt Cassel	2 times
	Last; at Indianapolis	Oct. 9, 2011

**Most Consecutive Games, Touchdown Passes**

15	Elvis Grbac	Nov. 28, 1999 - Nov. 12, 2000
14	Len Dawson	Oct. 3, 1965 - Oct. 8, 1966
12	Len Dawson	Sept. 8, 1962 - Dec. 2, 1962
	Trent Green	Nov. 28, 2001 - Oct. 20, 2002

**HAD INTERCEPTED****Most Consecutive Passes, None Intercepted**

233	Steve DeBerg	1990
202	Rich Gannon	1997-98
162	Matt Cassel	2010
161	Tyler Thigpen	2008
159	Trent Green	2005

**Most Passes Had Intercepted, Career**

178	Len Dawson	1962-75
86	Bill Kenney	1979-88
85	Trent Green	2001-06
83	Mike Livingston	1968-79
50	Steve DeBerg	1988-91

**Most Passes Had Intercepted, Season**

24	Trent Green	2001
23	Cotton Davidson	1961
19	Len Dawson	1963
	Bill Kenney	1983
17	Len Dawson	1962, '67
	Trent Green	2004

**Most Passes Had Intercepted, Rookie, Season**

14	Steve Fuller	1979
2	Hunter Enis	1960
	Brodie Croyle	2006
1	Tyler Thigpen	2007
0	Todd Blackledge	1983

**Most Interceptions, Game**

6	Todd Blackledge vs. L.A. Rams	Oct. 20, 1985
5	Cotton Davidson at Houston	Oct. 16, 1960
	Len Dawson vs. Oakland	Nov. 23, 1969
	Mike Livingston vs. Pittsburgh	Oct. 13, 1974
	Bill Kenney vs. San Diego	Sept. 20, 1981
	Steve DeBerg at San Diego	Sept. 24, 1989

**Most Attempts, No Interceptions, Game (All 40+)**

53	Matt Cassel at Denver	Nov. 14, 2010
47	Trent Green at Denver	Dec. 7, 2003
45	Bill Kenney at L.A. Raiders	Oct. 9, 1983
	Steve DeBerg at Denver	Sept. 17, 1990
	Trent Green at Green Bay	Oct. 12, 2003
	Alex Smith at Denver	Nov. 17, 2013
43	Bill Kenney at Houston	Oct. 23, 1983
	Rich Gannon at Denver	Dec. 6, 1998
	Trent Green at Denver	Dec. 15, 2002
	Trent Green at San Diego	Oct. 30, 2005
	Matt Cassel vs. Buffalo	Dec. 13, 2009
42	Trent Green vs. Cleveland	Nov. 9, 2003
	Trent Green at Cincinnati	Nov. 16, 2003
41	Todd Blackledge vs. Houston	Nov. 11, 1984
	Steve Bono vs. San Diego	Oct. 9, 1995
	Rich Gannon vs. Dallas	Dec. 13, 1998
	Tyler Thigpen at San Diego	Nov. 9, 2008
40	Steve Bono vs. New England	Oct. 15, 1995
	Elvis Grbac vs. San Diego	Oct. 16, 1997
	Elvis Grbac vs. Oakland	Oct. 15, 2000

## LOWEST PERCENTAGE, PASSES HAD INTERCEPTED

**Lowest Percentage, Passes Had Intercepted, Career (1,000 attempts)**

2.96	Matt Cassel (1,489-44)	2009-12
3.04	Elvis Grbac (1,548-47)	1997-00
3.09	Steve DeBerg (1,616-50)	1988-91
3.54	Bill Kenney (2,430-85)	1979-88

**Lowest Percentage, Passes Had Intercepted, Season (200 attempts)**

0.41	Damon Huard (244-1)	2006
0.90	Steve DeBerg (444-4)	1990
1.38	Alex Smith (508-7)	2013
1.56	Matt Cassel (450-7)	2010
1.69	Rich Gannon (354-6)	1998
1.83	Joe Montana (493-9)	1994

## TIMES SACKED (Compiled Since 1972)

**Times Sacked, Career**

195.0	Bill Kenney	1979-88
173.0	Trent Green	2001-06
133.0	Mike Livingston	1968-79
120.0	Steve Fuller	1979-82
109.0	Matt Cassel	2009-12
90.0	Len Dawson	1962-75

**Times Sacked, Season**

49.0	Steve Fuller	1980
48.0	Dave Krieg	1992
42.0	Matt Cassel	2009
41.0	Bill Kenney	1983
39.0	Trent Green	2001
	Alex Smith	2013

**Times Sacked, Game**

10.0	Steve Fuller vs. Baltimore	Nov. 2, 1980
8.0	Steve Fuller at Pittsburgh	Dec. 5, 1982

## PASS RECEIVING

### PASS RECEPTIONS

**Most Seasons Leading League**

1	MacArthur Lane (66 recs.)	1976
	Tony Gonzalez (102 recs.)	2004

**Most Pass Receptions, Career**

916	Tony Gonzalez	1997-08
472	Dwayne Bowe	2007-13
416	Henry Marshall	1976-87
410	Otis Taylor	1965-75
391	Chris Burford	1960-67

**Most Seasons, 50 or More Pass Receptions**

11	Tony Gonzalez	1998-08
6	Dwayne Bowe	2007-08, 2010-13
5	Kimble Anders	1994-99
	Eddie Kennison	2002-06
4	Chris Burford	1961, '63-64, '66
	Otis Taylor	1966-67, '71-72
3	Carlos Carson	1983-84, '87
	Stephone Paige	1986, '88, '90
	Derrick Alexander	1998-00
	Priest Holmes	2001-03

**Most Pass Receptions, Season (All 80+)**

102	Tony Gonzalez	2004
99	Tony Gonzalez	2007
96	Tony Gonzalez	2008
93	Tony Gonzalez	2000
86	Dwayne Bowe	2008
81	Dwayne Bowe	2011
80	Carlos Carson	1983

**Most Pass Receptions, Consecutive Seasons**

195	Tony Gonzalez (99, 96)	2007-08
180	Tony Gonzalez (102, 78)	2004-05
173	Tony Gonzalez (71, 102)	2003-04
172	Tony Gonzalez (73, 99)	2006-07
169	Tony Gonzalez (76, 93)	1999-00

**Most Pass Receptions, Game (All 10+)**

14	Tony Gonzalez at San Diego	Jan. 2, 2005
13	Dwayne Bowe at Denver	Nov. 14, 2010
	Dwayne Bowe at Seattle	Nov. 28, 2010
12	Ed Podolak vs. Denver	Oct. 7, 1973
11	Chris Burford at Buffalo	Sept. 22, 1963
	Emile Harry at Cleveland	Nov. 24, 1991
	Kimble Anders vs. N.Y. Giants	Sept. 10, 1995
	Tony Gonzalez at New England	Dec. 4, 2000
	Dante Hall at Denver	Dec. 7, 2003
	Tony Gonzalez vs. Oakland	Dec. 25, 2004
10	Chris Burford at Boston	Oct. 12, 1962
	Chris Burford vs. Buffalo	Oct. 13, 1963
	Frank Jackson at N.Y. Jets	Nov. 29, 1964
	Chris Burford at Boston	Sept. 25, 1966
	Otis Taylor vs. Cincinnati	Oct. 15, 1972
	Ed Podolak at Houston	Sept. 29, 1974
	Stephone Paige at Denver	Sept. 17, 1990
	J.J. Birden at Miami	Dec. 12, 1994
	Kimble Anders vs. Denver	Nov. 16, 1998
	Tony Gonzalez at Denver	Sept. 24, 2000
	Tony Gonzalez vs. Carolina	Dec. 10, 2000
	Tony Gonzalez vs. Cincinnati	Sept. 10, 2006
	Tony Gonzalez vs. Green Bay	Nov. 4, 2007
	Tony Gonzalez vs. San Diego	Dec. 2, 2007
	Tony Gonzalez at Detroit	Dec. 23, 2007
	Tony Gonzalez at San Diego	Nov. 9, 2008
	Tony Gonzalez vs. Buffalo	Nov. 23, 2008
	Dwayne Bowe at Cincinnati	Dec. 28, 2008

**Most Pass Receptions, Half**

11	T. Gonzalez (2nd) at San Diego	Jan. 2, 2005
10	E. Harry (2nd) at Cleveland	Nov. 24, 1991
9	C. Burford (2nd) vs. Buffalo	Oct. 13, 1963
	K. Anders (2nd) vs. N.Y. Giants	Sept. 10, 1995
	T. Gonzalez (1st) vs. Oakland	Dec. 25, 2004



**Most Consecutive Games, Pass Receptions**

131	Tony Gonzalez	Dec. 4, 2000 - Dec. 28, 2008
83	Stephone Paige	Nov. 17, 1985 - Sept. 29, 1991
55	Eddie Kennison	Dec. 9, 2001 - Oct. 2, 2005
48	Priest Holmes	Sept. 9, 2001 - Sept. 19, 2004
46	Ed Podolak	Oct. 22, 1970 - Dec. 21, 1975
	Dwayne Bowe	Nov. 11, 2007 - Nov. 28, 2010

**Most Receptions, Running Back, Career**

369	Kimble Anders	1991-00
288	Ed Podolak	1969-77
251	Priest Holmes	2001-07
222	Jamaal Charles	2008-13
197	Abner Haynes	1960-64

**Most Receptions, Running Back, Season**

74	Priest Holmes	2003
70	Priest Holmes	2002
	Jamaal Charles	2013
67	Kimble Anders	1994
66	MacArthur Lane	1976

**Most Receptions, Tight End, Career**

916	Tony Gonzalez	1997-08
198	Fred Arbanas	1962-70
163	Walter White	1975-79
135	Jonathan Hayes	1985-93
111	Keith Cash	1992-96

**Most Pass Receptions, Tight End, Season**

102	Tony Gonzalez	2004
99	Tony Gonzalez	2007
96	Tony Gonzalez	2008
93	Tony Gonzalez	2000
78	Tony Gonzalez	2005

**Most Pass Receptions, Rookie, Season**

70	Dwayne Bowe	2007
55	Abner Haynes (RB)	1960
48	Sylvester Morris	2000
47	Tony Moeaki (TE)	2010
46	Chris Burford	1960

**YARDS GAINED****Most Receiving Yards, Career (All 6,000+)**

10,940	Tony Gonzalez	1997-08
7,306	Otis Taylor	1965-75
6,545	Henry Marshall	1976-87
6,401	Dwayne Bowe	2007-13
6,360	Carlos Carson	1980-89
6,341	Stephone Paige	1983-91

**Most Seasons, 1,000 or More Receiving Yards**

4	Tony Gonzalez	2000, 2004, 2007-08
3	Carlos Carson	1983-84, '87
	Dwayne Bowe	2008, 2010-11
2	Otis Taylor	1966, '71
	Eddie Kennison	2004-05
1	Stephone Paige	1990
	Andre Rison	1997
	Derrick Alexander	2000

**Most Receiving Yards, Season (All 1,000+)**

1,391	Derrick Alexander	2000
1,351	Carlos Carson	1983
1,297	Otis Taylor	1966
1,258	Tony Gonzalez	2004
1,203	Tony Gonzalez	2000
1,172	Tony Gonzalez	2007
1,162	Dwayne Bowe	2010
1,159	Dwayne Bowe	2011
1,110	Otis Taylor	1971
1,102	Eddie Kennison	2005
1,092	Andre Rison	1997
1,086	Eddie Kennison	2004
1,078	Carlos Carson	1984
1,058	Tony Gonzalez	2008
1,044	Carlos Carson	1987
1,022	Dwayne Bowe	2008
1,021	Stephone Paige	1990

**Most Receiving Yards, Consecutive Seasons**

2,429	Carlos Carson (1,351, 1,078)	1983-84
2,321	Dwayne Bowe (1,162, 1,159)	2010-11
2,255	Otis Taylor (1,297, 958)	1966-67
2,230	Tony Gonzalez (1,172, 1,058)	2007-08
2,223	Derrick Alexander (832, 1,391)	1999-00
2,188	Eddie Kennison (1,086, 1,102)	2004-05

**Most Receiving Yards, Game**

309	Stephone Paige vs. San Diego (8 Receptions)	Dec. 22, 1985
213	Curtis McClinton vs. Denver (5 Receptions)	Dec. 19, 1965
210	Larry Brunson vs. San Diego (9 Receptions)	Nov. 10, 1974
206	Stephone Paige at Denver (10 Receptions)	Sept. 17, 1990
197	Carlos Carson at San Diego (9 Receptions)	Oct. 25, 1987

**Most Games, 100 or More Receiving Yards, Career**

26	Tony Gonzalez	1997-08
19	Otis Taylor	1965-75
18	Carlos Carson	1980-88
17	Eddie Kennison	2001-07
15	Dwayne Bowe	2007-13

**Most Games, 100 or More Receiving Yards, Season**

6	Otis Taylor	1966
	Carlos Carson	1983
	Derrick Alexander	2000
	Tony Gonzalez	2000
	Tony Gonzalez	2004
5	Eddie Kennison	2004
	Eddie Kennison	2005
	Tony Gonzalez	2007
	Dwayne Bowe	2010

**Most Consecutive Games, 100 or More Receiving Yards, Season**

4	Tony Gonzalez	2000
3	Frank Jackson	1964
	Otis Taylor	1966
	Willie Davis	1992
	Dwayne Bowe	2010

**Longest Pass Receptions (All TDs)**

*99	Marc Boeriger vs. San Diego (from Trent Green)	Dec. 22, 2002
92	Tommy Brooker at Denver (from Len Dawson)	Nov. 18, 1962
	Gloster Richardson at Oakland (from Len Dawson)	Nov. 3, 1968
90	Frank Pitts vs. Boston (from Len Dawson)	Nov. 17, 1968
	J.J. Birden vs. San Diego (from Steve DeBerg)	Nov. 18, 1990
89	Otis Taylor vs. Miami (from Len Dawson)	Nov. 13, 1966
86	Stephone Paige vs. New England (from Steve DeBerg)	Dec. 2, 1990
	Derrick Alexander at Chicago (from Elvis Grbac)	Sept. 12, 1999
	*NFL RECORD	

**Most Receiving Yards, Running Back, Career**

2,829	Kimble Anders	1991-00
2,739	Abner Haynes	1960-65
2,456	Ed Podolak	1969-77
2,377	Priest Holmes	2001-07
1,975	Jamaal Charles	2008-13

**Most Receiving Yards, Running Back, Season**

693	Jamaal Charles	2013
690	Priest Holmes	2003
672	Priest Holmes	2002
614	Priest Holmes	2001
590	Curtis McClinton	1965

**Most Receiving Yards, Running Back, Game**

213	Curtis McClinton vs. Denver	Dec. 19, 1965
195	Jamaal Charles at Oakland	Dec. 15, 2013
149	Abner Haynes vs. San Diego	Oct. 20, 1963
130	Johnny Robinson vs. Buffalo	Dec. 18, 1960
127	Abner Haynes at N.Y. Titans	Dec. 3, 1961

**Most Games, 100 or More Receiving Yards, RB, Career**

5	Abner Haynes	1960-65
	Priest Holmes	2001-07
3	Johnny Robinson	1960-71
	Paul Palmer	1987-88
2	Curtis McClinton	1962-69
	Larry Johnson	2003-09
	Jamaal Charles	2008-13

**Most Games, 100 or More Receiving Yards, RB, Season**

3	Paul Palmer	1988
2	Johnny Robinson	1960
	Abner Haynes	1964
	Priest Holmes	2001

**Most Receiving Yards, Tight End, Career (All 1,000+)**

10,940	Tony Gonzalez	1997-08
3,101	Fred Arbanas	1962-70
2,396	Walter White	1975-79
1,541	Jonathan Hayes	1985-93
1,046	Keith Cash	1992-96
1,009	Tony Moeaki	2010-12

**Most Receiving Yards, Tight End, Season**

1,258	Tony Gonzalez	2004
1,203	Tony Gonzalez	2000
1,172	Tony Gonzalez	2007
1,058	Tony Gonzalez	2008
917	Tony Gonzalez	2001

**Most Receiving Yards, Tight End, Game**

147	Tony Gonzalez at New England	Dec. 4, 2000
144	Tony Gonzalez at San Diego	Jan. 2, 2005
140	Tony Gonzalez vs. Miami	Sept. 29, 2002
	Tony Gonzalez vs. San Diego	Dec. 2, 2007
138	Tony Gonzalez vs. San Diego	Oct. 22, 2006

**Most Receiving Yards, Rookie, Season**

995	Dwayne Bowe	2007
789	Chris Burford	1960
678	Sylvester Morris	2000
611	Johnny Robinson (RB)	1960
576	Abner Haynes (RB)	1960

**AVERAGE GAIN****Highest Receiving Average, Career (200 receptions)**

18.12	Carlos Carson (351-6,360)	1980-89
17.82	Otis Taylor (410-7,306)	1965-75
17.30	Derrick Alexander (213-3,685)	1998-01
16.82	Stephone Paige (377-6,341)	1983-91
16.29	Eddie Kennison (321-5,230)	2001-07

**Highest Receiving Average, Season (24 receptions)**

22.36	Otis Taylor (58-1,297)	1966
21.93	Stephone Paige (43-943)	1985
21.83	Frank Pitts (30-655)	1968

**Highest Receiving Average, Game (3 receptions)**

42.00	C. McClinton vs. Denver (5-213)	Dec. 19, 1965
40.00	J. Robinson vs. N.Y. Titans (3-120)	Oct. 2, 1960
39.67	Otis Taylor at Denver (3-119)	Dec. 14, 1968

**TOUCHDOWNS****Most Receiving Touchdowns, Career**

76	Tony Gonzalez	1997-08
57	Otis Taylor	1965-75
55	Chris Burford	1960-67
49	Stephone Paige	1983-91
44	Dwayne Bowe	2007-13

**Most Receiving Touchdowns, Season**

15	Dwayne Bowe	2010
12	Chris Burford	1962
11	Otis Taylor	1967
	Stephone Paige	1986
	Tony Gonzalez	1999
10	Stephone Paige	1985
	Derrick Alexander	2000
	Tony Gonzalez	2003
	Tony Gonzalez	2008

**Most Receiving Touchdowns, Consecutive Seasons**

21	Chris Burford (12, 9)	1962-63
	Stephone Paige (10, 11)	1985-86
20	Tony Gonzalez (11, 9)	1999-00
	Dwayne Bowe (15, 5)	2010-11
19	Otis Taylor (8, 11)	1966-67
	Dwayne Bowe (4, 15)	2009-10

**Most Receiving Touchdowns, Rookie, Season**

6	Fred Arbanas	1962
	Stephone Paige	1983
5	Chris Burford	1960
	Otis Taylor	1965
	Bill Jones	1990
	Tim Barnett	1991
	Dwayne Bowe	2007

**Most Receiving Touchdowns, Game**

4	Frank Jackson at San Diego	Dec. 13, 1964
	Jamaal Charles at Oakland	Dec. 15, 2013
3	Chris Burford at Oakland	Sept. 23, 1962
	Chris Burford at Boston	Sept. 25, 1966
	Otis Taylor at Denver	Dec. 17, 1967
	Otis Taylor at N.Y. Jets	Nov. 16, 1969
	Sylvester Morris vs. San Diego	Sept. 17, 2000
	Tony Gonzalez vs. Miami	Sept. 29, 2002
	Dwayne Bowe at Seattle	Nov. 28, 2010

**Most Consecutive Games, Touchdown Receptions**

7	Dwayne Bowe	Oct. 17, 2010 - Nov. 28, 2010
5	Chris Burford	Sept. 8, 1962 - Oct. 12, 1962
	Otis Taylor	Oct. 23, 1966 - Nov. 20, 1966
4	Curtis McClinton	Sept. 11, 1966 - Oct. 2, 1966
	Willie Frazier	Sept. 17, 1972 - Oct. 8, 1972
	Otis Taylor	Sept. 25, 1972 - Oct. 15, 1972
	Tony Gonzalez	Sept. 24, 2000 - Oct. 22, 2000
	Tony Gonzalez	Dec. 7, 2008 - Dec. 28, 2008

**Highest TD Catch Percentage, Season (20 recs.)**

40.0	Marc Boerigter (20 recs., 8 TDs)	2002
33.3	Chris Burford (45 recs., 12 TDs)	1962
27.3	Gloster Richardson (22 recs., 6 TDs)	1968
25.0	Fred Arbanas (20 recs., 5 TDs)	1967
23.5	Fred Arbanas (34 recs., 8 TDs)	1964

**20+ YARD RECEPTIONS***(Compiled Since 1990)***Most 20+ Yard Receptions, Career**

130	Tony Gonzalez	1997-08
93	Dwayne Bowe	2007-13
81	Eddie Kennison	2001-07
64	Derrick Alexander	1998-01
53	Willie Davis	1991-95

**Most 20+ Yard Receptions, Season**

24	Derrick Alexander	2000
20	Derrick Alexander	1998
19	Tony Gonzalez	2004
	Dwayne Bowe	2010
	Dwayne Bowe	2011
18	Eddie Kennison	2004

**Most 20+ Yard Receptions, Game**

5	Derrick Alexander at San Diego	Nov. 22, 1998
4	Derrick Alexander vs. St. Louis	Oct. 22, 2000
	Eddie Kennison vs. Jacksonville	Dec. 31, 2006
	Dwayne Bowe at Denver	Nov. 14, 2010
3	32 times Last; Tony Moeaki vs. Cincinnati	Nov. 18, 2012

## YARDS FROM SCRIMMAGE

(Rushing and receiving)

### ATTEMPTS

#### Most Attempts From Scrimmage, Career

1,572	Priest Holmes (1,321 rush, 251 rec.)	2001-07
1,526	Larry Johnson (1,375 rush, 151 rec.)	2003-09
1,445	Ed Podolak (1,157 rush, 288 rec.)	1969-77
1,288	Christian Okoye (1,246 rush, 42 rec.)	1987-92
1,265	Jamaal Charles (1,043 rush, 222 rec.)	2008-13
1,073	Marcus Allen (932 rush, 141 rec.)	1993-97

#### Most Attempts From Scrimmage, Season

457	Larry Johnson (416 rush, 41 rec.)	2006
394	Priest Holmes (320 rush, 74 rec.)	2003
389	Priest Holmes (327 rush, 62 rec.)	2001
383	Priest Holmes (313 rush, 70 rec.)	2002
372	Christian Okoye (370 rush, 2 rec.)	1989

#### Most Attempts From Scrimmage, Game

41 (39 rush, 2 rec.)	L. Johnson vs. Seattle	Oct. 29, 2006
39 (33 rush, 6 rec.)	J. Charles at New Orleans	Sept. 23, 2012
38 (38 rush, 0 rec.)	C. Okoye at Green Bay	Dec. 10, 1989
(33 rush, 5 rec.)	L. Johnson vs. JAX	Dec. 31, 2006
37 (37 rush, 0 rec.)	C. Okoye vs. Seattle	Nov. 5, 1989
(36 rush, 1 rec.)	L. Johnson at Houston	Nov. 20, 2005

### YARDS GAINED

#### Most Yards From Scrimmage, Career

10,954	Tony Gonzalez (14 rush, 10,940 rec.)	1997-08
8,447	Priest Holmes (6,070 rush, 2,377 rec.)	2001-07
7,798	Jamaal Charles (5,823 rush, 1,975 rec.)	2008-13
7,467	Otis Taylor (161 rush, 7,306 rec.)	1965-75
7,384	Larry Johnson (6,015 rush, 1,369 rec.)	2003-09

#### Most Yards From Scrimmage, Season

2,287	Priest Holmes (1,615 rush, 672 rec.)	2002
2,199	Larry Johnson (1,789 rush, 410 rec.)	2006
2,169	Priest Holmes (1,555 rush, 614 rec.)	2001
2,110	Priest Holmes (1,420 rush, 690 rec.)	2003
2,093	Larry Johnson (1,750 rush, 343 rec.)	2005

#### Most Yards From Scrimmage, Game

309 (0 rush, 309 rec.)	S. Paige vs. San Diego	Dec. 22, 1985
307 (197 rush, 110 rec.)	P. Holmes at Seattle	Nov. 24, 2002
288 (233 rush, 55 rec.)	J. Charles at New Orleans	Sept. 23, 2012
277 (168 rush, 109 rec.)	P. Holmes at Oakland	Dec. 9, 2001
262 (259 rush, 3 rec.)	J. Charles at Denver	Jan. 3, 2010

#### Yards Per Touch Average, RB, Career (350 touches)

6.60	Abner Haynes (993-6,553)	1960-64
6.16	Jamaal Charles (1,265-7,798)	2008-13
5.89	Kimble Anders (864-5,890)	1991-00
5.53	Curtis McClinton (916-5,069)	1962-69
5.48	Tony Reed (651-3,566)	1977-80

#### Yards Per Touch Average, RB, Season (200 touches)

7.0	Jamaal Charles (275-1,935)	2010
6.9	Abner Haynes (211-1,451)	1960
6.6	Abner Haynes (213-1,399)	1961
6.2	Abner Haynes (260-1,622)	1962
	Jamaal Charles (230-1,417)	2009

## COMBINED NET YARDS

(Rushing, receiving, interception returns, punt returns, kickoff returns and fumble returns)

### ATTEMPTS

#### Most Combined Attempts, Career (All 1,000+)

1,572	Priest Holmes	2001-07
1,569	Ed Podolak	1969-77
1,526	Larry Johnson	2003-09
1,316	Jamaal Charles	2008-13
1,289	Christian Okoye	1987-92
1,114	Abner Haynes	1960-65

#### Most Combined Attempts, Season (All 300+)

457	Larry Johnson	2006
394	Priest Holmes	2003
389	Priest Holmes	2001
383	Priest Holmes	2002
372	Christian Okoye	1989
329	Jamaal Charles	2013
320	Jamaal Charles	2012

#### Most Combined Attempts, Game

41	Larry Johnson vs. Seattle	Oct. 29, 2006
39	Jamaal Charles at New Orleans	Sept. 23, 2012
38	Christian Okoye at Green Bay	Dec. 10, 1989
	Larry Johnson vs. Jacksonville	Dec. 31, 2006
37	Christian Okoye vs. Seattle	Nov. 5, 1989
	L. Johnson at Houston	Nov. 20, 2005
36	Abner Haynes at Denver	Oct. 30, 1960
	Derrick Blaylock at New Orleans	Nov. 14, 2004
	L. Johnson vs. New England	Nov. 27, 2005
	L. Johnson vs. San Diego	Dec. 24, 2005

### YARDS GAINED

#### Most Combined Yards, Career (All 7,500+)

12,356	Dante Hall	2000-06
10,963	Tony Gonzalez	1997-08
9,044	Jamaal Charles	2008-13
8,447	Abner Haynes	1960-65
	Priest Holmes	2001-07
8,343	Ed Podolak	1969-77
7,677	Carlos Carson	1980-89

#### Most Combined Yards, Season

2,446	Dante Hall	2003
2,342	Jamaal Charles	2009
2,287	Priest Holmes	2002
2,236	Dante Hall	2004
2,283	Dante Hall	2005

#### Most Combined Yards, Game

309	Stephone Paige vs. San Diego	Dec. 22, 1985
307	Priest Holmes at Seattle	Nov. 24, 2002
296	Dante Hall at Denver	Dec. 7, 2003
290	Noland Smith at San Diego	Oct. 15, 1967
288	Jamaal Charles at New Orleans	Sept. 23, 2012

## PUNTING

#### Most Seasons Leading League

*4	Jerrel Wilson	1965, '68, '72-'73
	*NFL RECORD	
1	Bob Grupp	1979
	Jim Arnold	1984

### PUNTS

#### Most Punts, Career

1,018	Jerrel Wilson	1963-77
744	Dustin Colquitt	2005-13
421	Louie Aguiar	1994-98
284	Jim Arnold	1983-85
272	Bryan Barker	1990-93

#### Most Punts, Season

101	Daniel Pope	1999
99	Lewis Colbert	1986
98	Jim Arnold	1984
96	Dustin Colquitt	2009
95	Dustin Colquitt	2007

#### Most Punts, Game

11	Bob Grupp vs. Baltimore	Sept. 2, 1979
	Jim Arnold at San Francisco	Nov. 17, 1985
	Kelly Goodburn vs. Cleveland	Nov. 19, 1989
	Louie Aguiar vs. San Diego	Nov. 13, 1994
	Dustin Colquitt at Chicago	Dec. 4, 2011
10	Jerrel Wilson at N.Y. Jets	Sept. 18, 1965
	Jerrel Wilson vs. Denver	Oct. 6, 1974
	Kelly Goodburn at N.Y. Jets	Oct. 2, 1988
	Todd Sauerbrun at San Diego	Nov. 26, 2000
	Dustin Colquitt at N.Y. Jets	Dec. 30, 2007
	Dustin Colquitt at Jacksonville	Sept. 8, 2013

**Longest Punt (All 70+)**

81	Dustin Colquitt vs. San Diego	Dec. 2, 2007
76	Dan Stryzinski vs. Oakland	Sept. 9, 2001
74	Bob Grupp vs. San Diego	Nov. 4, 1979
73	Dustin Colquitt vs. Oakland	Sept. 14, 2008
72	Jerrel Wilson at San Diego	Sept. 29, 1963
	Dustin Colquitt at Oakland	Dec. 23, 2006
	Dustin Colquitt at St. Louis	Dec. 19, 2010
71	Dustin Colquitt at Oakland	Dec. 16, 2012
70	Jerrel Wilson at Denver	Oct. 11, 1964
	Jerrel Wilson vs. Buffalo	Oct. 18, 1964
	Jerrel Wilson vs. Houston	Nov. 28, 1968
	Dustin Colquitt at Jacksonville	Nov. 8, 2009

**Most Punting Yards, Career**

44,218	Jerrel Wilson	1963-77
33,386	Dustin Colquitt	2005-13
17,930	Louie Aguiar	1994-98
11,934	Jim Arnold	1983-85
11,267	Bryan Barker	1990-93

**Most Punting Yards, Season**

4,397	Jim Arnold	1984
4,361	Dustin Colquitt	2009
4,322	Dustin Colquitt	2007
4,218	Daniel Pope	1999
4,084	Dustin Colquitt	2011

**GROSS YARDAGE****Highest Punting Average, Career (200 punts)**

44.87	Dustin Colquitt (744-33,386)	2005-13
43.44	Jerrel Wilson (1,018-44,218)	1963-77
42.59	Louie Aguiar (421-17,930)	1994-98
42.02	Jim Arnold (284-11,934)	1983-85

**Highest Punting Average, Season (50 punts)**

46.83	Dustin Colquitt (83-3,887)	2012
46.03	Dustin Colquitt (87-4,005)	2013
45.89	Dustin Colquitt (89-4,084)	2011
45.53	Jerrel Wilson (80-3,642)	1973
45.49	Dustin Colquitt (95-4,322)	2007

**Highest Punting Average, Game (4 punts)**

57.20	Dustin Colquitt vs. San Diego (5-286)	Oct. 31, 2011
56.40	Jerrel Wilson vs. Boston (5-282)	Oct. 11, 1970
55.60	Louie Aguiar at Arizona (5-278)	Oct. 1, 1995
54.75	Jerrel Wilson vs. Boston (4-129)	Oct. 3, 1965

**NET YARDAGE****Highest Punting Average, Career (200 Punts)**

39.27	Dustin Colquitt	2005-13
35.48	Louie Aguiar	1994-98
35.42	Jerrel Wilson	1963-77
35.13	Bob Grupp	1979-81
34.82	Bryan Barker	1990-93

**Highest Punting Average, Season (50 punts)**

40.78	Dustin Colquitt	2009
	Dustin Colquitt	2012
40.22	Dustin Colquitt	2013
40.15	Dustin Colquitt	2011
40.00	Jerrel Wilson	1968
39.54	Dustin Colquitt	2013

**PUNTS HAD BLOCKED****Most Consecutive Punts, None Blocked**

377	Louie Aguiar	1994-98
256	Jerrel Wilson	1968-71
233	Jim Arnold	1983-85

**Punts Had Blocked, Career**

12	Jerrel Wilson	1963-77
4	Dustin Colquitt	2005-13
2	Bob Grupp	1979-81
	Jim Arnold	1983-85
	Bryan Barker	1990-93
	Daniel Pope	1999

**Punts Had Blocked, Season**

2	Jerrel Wilson	1974
	Jim Arnold	1985
	Daniel Pope	1999

**Punts Had Blocked, Game**

2	Jim Arnold vs. Denver	Oct. 27, 1985
---	-----------------------	---------------

**INSIDE THE 20***(Compiled Since 1976)***Most Punts Inside the 20, Career**

285	Dustin Colquitt	2005-13
117	Louie Aguiar	1994-98
62	Bryan Barker	1990-93
58	Jim Arnold	1983-85
54	Kelly Goodburn	1987-90

**Most Punts Inside the 20, Season**

45	Dustin Colquitt	2012
41	Dustin Colquitt	2009
35	Dustin Colquitt	2013
33	Dustin Colquitt	2010
29	Louie Aguiar	1995

**PUNT RETURNS****PUNT RETURNS****Most Punt Returns, Career**

220	J.T. Smith	1979-84
188	Dante Hall	2000-06
181	Tamarick Vanover	1995-99
105	Javier Arenas	2010-12
86	Ed Podolak	1969-77

**Most Punt Returns, Season**

58	J.T. Smith	1979
	Dexter McCluster	2013
51	Tamarick Vanover	1995
	Tamarick Vanover	1999
50	J.T. Smith	1981

**Most Punt Returns, Game**

8	Ed Podolak vs. San Diego	Nov. 10, 1974
7	J.T. Smith vs. Baltimore	Sept. 2, 1979
	J.T. Smith vs. N.Y. Giants	Oct. 21, 1979
	Tamarick Vanover vs. Detroit	Sept. 26, 1999
	Tamarick Vanover at Denver	Dec. 5, 1999
	Eddie Drummond at Oakland	Oct. 21, 2007
	Dexter McCluster at Jacksonville	Sept. 8, 2013
	Dexter McCluster at Washington	Dec. 8, 2013

**YARDS GAINED****Most Seasons Leading League**

2	J.T. Smith	1979-80
---	------------	---------

**Most Punt Return Yards, Career**

2,322	J.T. Smith	1979-84
1,930	Tamarick Vanover	1995-99
1,882	Dante Hall	2000-06
1,029	Javier Arenas	2010-12
959	Dexter McCluster	2010-13

**Most Punt Return Yards, Season**

686	Dexter McCluster	2013
640	Tamarick Vanover	1999
612	J.T. Smith	1979
581	J.T. Smith	1980
540	Tamarick Vanover	1995

**Most Punt Return Yards, Game**

177	Dexter McCluster at Washington	Dec. 8, 2013
141	J.T. Smith vs. Oakland	Sept. 23, 1979
130	Tamarick Vanover vs. New Orleans	Dec. 21, 1997
128	Dante Hall vs. Arizona	Dec. 1, 2002
123	J.T. Smith vs. Baltimore	Nov. 2, 1980
	Jitter Fields vs. Denver	Oct. 18, 1987

**Longest Punt Return (All TDs)**

94	Dexter McCluster vs. San Diego	Sept. 13, 2010
93	Dante Hall vs. Denver	Oct. 5, 2003
90	Dante Hall vs. Arizona	Dec. 1, 2002
89	Dexter McCluster vs. N.Y. Giants	Sept. 29, 2013
88	J.T. Smith vs. Oakland	Sept. 23, 1979

**AVERAGE YARDAGE****Most Seasons Leading League**

1	Abner Haynes	1960
	Noland Smith	1968
	Ed Podolak	1970
	J.T. Smith	1980
	Dante Hall	2003

**Highest Punt Return Average, Career (50 returns)**

12.14	Dexter McCluster (79-959)	2010-13
11.11	Noland Smith (53-589)	1967-69
10.87	Abner Haynes (54-587)	1960-64
10.66	Tamarick Vanover (181-1,930)	1995-99
10.60	J.T. Smith (216-2,289)	1978-84
10.00	Dante Hall (188-1,882)	2000-06

**Highest Punt Return Average, Season (12 returns)**

16.28	Dante Hall (29-472)	2003
15.54	Dexter McCluster (13-202)	2010
15.36	Abner Haynes (14-215)	1960
15.00	Noland Smith (18-270)	1968
14.79	Johnny Robinson (14-207)	1960

**Highest Punt Return Average, Game (3 returns)**

35.00	D. Hall vs. Denver (3-105)	Oct. 5, 2003
33.33	D. McCluster vs. San Diego (3-100)	Sept. 13, 2010
28.67	M. Garrett at Buffalo (3-86)	Sept. 11, 1966
	N. Smith vs. N.Y. Jets (3-86)	Sept. 15, 1968
28.25	D. McCluster vs. N.Y. Giants (4-113)	Sept. 29, 2013

**TOUCHDOWNS****Most Punt Return Touchdowns, Career**

5	Dante Hall	2000-06
4	J.T. Smith	1979-84
	Tamarick Vanover	1995-99

**Most Punt Return Touchdowns, Season**

2	J.T. Smith	1979
	J.T. Smith	1980
	Dale Carter	1992
	Tamarick Vanover	1999
	Dante Hall	2002
	Dante Hall	2003
	Dexter McCluster	2013

**Most Punt Return Touchdowns, Game**

1	25 times	
	Last; D. McCluster at Washington	Dec. 8, 2013

**KICKOFF RETURNS****KICKOFF RETURNS****Most Kickoff Returns, Career**

360	Dante Hall	2000-06
212	Tamarick Vanover	1995-99
84	Dave Grayson	1961-64
68	Noland Smith	1967-69

**Most Kickoff Returns, Season**

68	Dante Hall	2004
65	Dante Hall	2005
57	Dante Hall	2002
	Dante Hall	2003
53	Dante Hall	2006

**Most Kickoff Returns, Game**

9	Noland Smith vs. Oakland	Nov. 23, 1967
	Paul Palmer at Seattle	Sept. 20, 1987

**YARDS GAINED****Most Kickoff Return Yards, Career**

8,644	Dante Hall	2000-06
5,099	Tamarick Vanover	1995-99
2,231	Dave Grayson	1961-64
1,822	Noland Smith	1967-69
1,326	Abner Haynes	1960-64

**Most Kickoff Return Yards, Season**

1,718	Dante Hall	2004
1,560	Dante Hall	2005
1,478	Dante Hall	2003
1,354	Dante Hall	2002
1,308	Tamarick Vanover	1997

**Most Kickoff Return Yards, Game (All 200+)**

251	Jon Vaughn at Miami	Dec. 12, 1994
244	Noland Smith at San Diego	Oct. 15, 1967
234	Dante Hall vs. Philadelphia	Oct. 2, 2005
233	Dante Hall vs. San Diego	Nov. 28, 2004
221	Paul Palmer at Seattle	Sept. 20, 1987
206	Noland Smith vs. Oakland	Nov. 23, 1967

**Longest Kickoff Return (All TDs)**

108	Knile Davis vs. Denver	Dec. 1, 2013
106	Noland Smith at Denver	Dec. 17, 1967
100	Dante Hall vs. Pittsburgh	Sept. 14, 2003
99	Dave Grayson at Denver	Sept. 7, 1963
	Tamarick Vanover at Seattle	Sept. 3, 1995
97	Boyce Green at Pittsburgh	Dec. 21, 1986
	Tamarick Vanover at Denver	Oct. 27, 1996
	Dante Hall at Baltimore	Sept. 28, 2003
	Dante Hall vs. Denver	Dec. 19, 2004
	Jamaal Charles vs. Pittsburgh	Nov. 22, 2009

**AVERAGE YARDAGE****Most Seasons Leading League**

1	Dave Grayson	1961
---	--------------	------

**Highest Kickoff Return Average, Career (50 returns)**

26.79	Noland Smith (68-1,822)	1967-69
26.56	Dave Grayson (84-2,231)	1961-64
25.17	Abner Haynes (52-1,309)	1960-64
24.43	Jamaal Charles (51-1,246)	2008-13
24.05	Tamarick Vanover (212-5,099)	1995-99

**Highest Kickoff Return Average, Season (15 returns)**

30.06	Quintin Demps (33-992)	2013
29.71	Dave Grayson (18-535)	1962
28.31	Dave Grayson (16-453)	1961
28.30	Larry Marshall (23-651)	1972

**Highest Kickoff Return Average, Game (3 returns)**

48.67	Dante Hall vs. Pittsburgh (3-146)	Sept. 14, 2003
44.67	Dante Hall vs. St. Louis (3-134)	Dec. 8, 2002
44.33	Paul Palmer vs. Seattle (3-133)	Dec. 27, 1987
40.67	Noland Smith at San Diego (6-244)	Oct. 15, 1967
40.33	L. Williams vs. Cincinnati (3-121)	Nov. 21, 1976
	Dante Hall at Baltimore (3-121)	Sept. 28, 2003

**TOUCHDOWNS****Most Kickoff Return Touchdowns, Career**

6	Dante Hall	2000-06
4	Tamarick Vanover	1995-99
2	Paul Palmer	1987-88

**Most Kickoff Return Touchdowns, Season**

2	Paul Palmer	1987
	Tamarick Vanover	1995
	Dante Hall	2003
	Dante Hall	2004

**Most Kickoff Return Touchdowns, Game**

1	21 times	
	Last; Quintin Demps at Washington	Dec. 8, 2013

**FUMBLES****Most Fumbles, Season**

16	Steve Fuller	1980
15	Len Dawson	1964

**Most Fumbles, Game**

*7	Len Dawson vs. San Diego	Nov. 15, 1964
	*NFL RECORD	

**OPPONENTS FUMBLES RECOVERED****Most Opponents Fumbles Recovered, Career**

19	Derrick Thomas	1989-99
18	Willie Lanier	1967-77
17	Dan Saleaumua	1989-96
15	Bobby Bell	1963-74
14	Jim Lynch	1967-77
	Deron Cherry	1981-91

**Most Opponents Fumbles Recovered, Season**

6	Deron Cherry	1988
	Dan Saleaumua	1990
	Jared Allen	2006
5	Dan Saleaumua	1989
4	Bill Andrews	1977
	Tim Gray	1977
	Gary Spani	1980

**Most Opponents Fumbles Recovered, Game**

*3	Charles Jackson at Pittsburgh	Sept. 6, 1981
	*NFL RECORD	

**Longest Return After Fumble Recovered, Yards**

100 (TD)	Chris Martin vs. Miami	Oct. 13, 1991
----------	------------------------	---------------



## OPPONENTS FUMBLES FORCED

(Compiled Since 1982)

### Most Opponents Fumbles Forced, Career

45	Derrick Thomas	1989-99
29	Neil Smith	1988-96
28	Tamba Hali	2006-13
19	Derrick Johnson	2005-13
13	Kevin Ross	1984-93, '97
	Jared Allen	2004-07

### Most Opponents Fumbles Forced, Season

8	Derrick Thomas	1992
7	Jared Allen	2005
6	Derrick Thomas	1990
	Derrick Thomas	1994
	Tamba Hali	2006

### Most Fumbles Forced, Rookie, Season

6	Tamba Hali	2006
4	Kevin Ross	1984
	Tim Cofield	1986

## INTERCEPTIONS BY

### Most Seasons, Leading League

2	Johnny Robinson	1966, '70
	Emmitt Thomas	1969, '74

### Most Interceptions By, Career

58	Emmitt Thomas	1966-78
57	Johnny Robinson	1960-71
50	Deron Cherry	1981-91
39	Gary Barbaro	1976-82
38	Albert Lewis	1983-93

### Most Interceptions By, Season

12	Emmitt Thomas	1974
10	Johnny Robinson	1966
	Bobby Hunt	1966
	Johnny Robinson	1970
	Gary Barbaro	1980
9	Emmitt Thomas	1969
	Deron Cherry	1986

### Most Interceptions By, Rookie, Season

8	Bobby Hunt	1962
7	Dale Carter	1992
6	Kevin Ross	1984
4	Bobby Ply	1962
	Emmitt Thomas	1967
	Lloyd Burruss	1981
	Albert Lewis	1983
	Eric Berry	2010

### Most Interceptions By, Game

*4	Bobby Ply vs. San Diego	Dec. 16, 1962
	Bobby Hunt vs. Houston	Oct. 4, 1964
	Deron Cherry vs. Seattle	Sept. 29, 1985
3	Bobby Ply vs. Denver	Dec. 9, 1962
	Johnny Robinson at Baltimore	Sept. 28, 1970
	Albert Lewis vs. Atlanta	Dec. 8, 1985
	Lloyd Burruss vs. San Diego	Oct. 19, 1986
	Albert Lewis vs. Atlanta	Sept. 1, 1991
	Greg Wesley vs. Miami	Sept. 29, 2002
	Greg Wesley vs. New England	Nov. 27, 2005
	*NFL RECORD	

### Most Consecutive Games, Passes Intercepted By

6	Eric Harris	1980
---	-------------	------

## YARDS GAINED

### Most Interception Return Yards, Career

938	Emmitt Thomas (58 INTs)	1966-78
771	Gary Barbaro (39 INTs)	1975-82
741	Johnny Robinson (57 INTs)	1960-71
688	Deron Cherry (50 INTs)	1981-91
674	Bobby Hunt (37 INTs)	1962-67

### Most Interception Return Yards, Season

274	Mark McMillian (8 INTs)	1997
228	Bobby Hunt (6 INTs)	1963
214	Emmitt Thomas (12 INTs)	1974
193	Lloyd Burruss (5 INTs)	1986
175	Derrick Johnson (3 INTs)	2009

### Most Interception Return Yards Gained, Game

121	Lloyd Burruss vs. San Diego (3 INTs)	Oct. 19, 1986
118	Brandon Flowers at N.Y. Jets (2 INTs)	Oct. 26, 2008
108	Bobby Ply vs. San Diego (4 INTs)	Dec. 16, 1962
105	Derrick Johnson vs. Denver (2 INTs)	Jan. 3, 2010
102	Gary Barbaro vs. Seattle (1 INT)	Dec. 11, 1977

### Longest Interception Return

102	Gary Barbaro vs. Seattle	Dec. 11, 1977
100	Tim Collier at Oakland	Dec. 18, 1977
	Sean Smith at Buffalo	Nov. 3, 2013
99	Dave Grayson vs. N.Y. Titans	Dec. 17, 1961
	Kevin Ross at San Diego	Sept. 6, 1992

## TOUCHDOWNS

### Most Interception Return Touchdowns, Career

6	Bobby Bell	1963-74
5	Emmitt Thomas	1966-78
	Jim Kearney	1967-75
4	Lloyd Burruss	1981-91

### Most Interception Return Touchdowns, Season

*4	Jim Kearney	1972
3	Lloyd Burruss	1986
	Mark McMillian	1997
2	Sherrill Headrick	1961
	Emmitt Thomas	1974
	Charles Mincy	1992
	Jerome Woods	1993
	Derrick Johnson	2009
	Eric Berry	2013
	*NFL RECORD	

### Most Interception Return Touchdowns, Game

*2	Jim Kearney at Denver	Oct. 1, 1972
	Lloyd Burruss vs. San Diego	Oct. 19, 1986
	Derrick Johnson at Denver	Jan. 3, 2010
	*NFL RECORD	

## SACKS

(Compiled Since 1973)

### Most Sacks, Career (All 40.0+)

126.5	Derrick Thomas	1989-99
86.5	Neil Smith	1988-96
73.5	Tamba Hali	2006-13
73.0	Art Still	1978-87
51.0	Mike Bell	1979-85, '87-91
44.5	Eric Hicks	1998-06

### Most Sacks, Season

20.0	Derrick Thomas	1990
15.5	Jared Allen	2007
15.0	Neil Smith	1993
14.5	Art Still	1980
	Art Still	1984
	Neil Smith	1992
	Derrick Thomas	1992
	Tamba Hali	2010

### Most Sacks, Consecutive Seasons

33.5	Derrick Thomas (20.0, 13.5)	1990-91
30.0	Derrick Thomas (10.0, 20.0)	1989-90
29.5	Neil Smith (14.5, 15.0)	1992-93
28.0	Derrick Thomas (13.5, 14.5)	1991-92
26.5	Neil Smith (15.0, 11.5)	1993-94
	Tamba Hali (14.5, 12.0)	2010-11

### Most Sacks, Rookie, Season

10.0	Derrick Thomas	1989
9.0	Jared Allen	2004
8.0	Tamba Hali	2006
6.5	Art Still	1978
5.5	Sylvester Hicks	1978
	Mike Bell	1979
	Justin Houston	2011

**Most Sacks, Game**

*7.0	Derrick Thomas vs. Seattle	Nov. 11, 1990
6.0	Derrick Thomas vs. Oakland	Sept. 6, 1998
4.5	Justin Houston at Philadelphia	Sept. 19, 2013
4.0	Wilbur Young at San Diego	Oct. 19, 1975
	Art Still at Oakland	Oct. 5, 1980
	Derrick Thomas vs. Buffalo	Oct. 7, 1991
	Derrick Thomas vs. San Diego	Nov. 8, 1992
	Neil Smith vs. L.A. Raiders	Oct. 3, 1993
	*NFL RECORD	

**TACKLES****(Compiled Since 1977)****Most Tackles, Career**

999	Gary Spani	1978-86
992	Art Still	1978-87
981	Derrick Johnson	2005-13
927	Deron Cherry	1981-91
876	Donnie Edwards	1996-01, 2007-08
827	Kevin Ross	1984-93, '97

**Most Tackles, Season**

179	Derrick Johnson	2011
162	Mike Maslowski	2002
157	Gary Spani	1979
153	Gary Spani	1981
151	Deron Cherry	1988
	Donnie Edwards	1998, 2000
	Scott Fujita	2003

**Most Tackles, Rookie, Season**

144	Gary Spani	1978
140	Dino Hackett	1986
126	Eric Berry	2010
120	Art Still	1978
101	Greg Wesley	2000

**Most Tackles, Consecutive Seasons**

326	Derrick Johnson (147, 179)	2010-11
306	Gary Spani (157, 149)	1979-80
304	Derrick Johnson (179, 125)	2011-12
302	Gary Spani (149, 153)	1980-81
301	Gary Spani (144, 157)	1978-79

**SPECIAL TEAMS TACKLES****(Compiled Since 1982)****Most Special Teams Tackles, Career**

148	Gary Stills	1999-05
147	Greg Manusky	1994-99
97	Danan Hughes	1993-98
96	Tony Richardson	1995-05
94	Louis Cooper	1985-90

**Most Special Teams Tackles, Season**

34	Gary Stills	2002
29	Gary Stills	2003
	Rich Scanlon	2005
28	Ken Jolly	1984
27	Albert Lewis	1983
	Todd McNair	1990
	Bennie Thompson	1992
	Greg Manusky	1999

**Most Special Teams Tackles, Consecutive Seasons**

63	Gary Stills	2002-03
54	Gary Stills	2003-04
52	Gary Stills	2001-02
51	Greg Manusky	1996-97
50	Greg Manusky	1998-99
	Gary Stills	2004-05

**BLOCKED KICKS****Most Opponents Punts Blocked, Career**

10	Albert Lewis	1983-93
3	Bernard Pollard	2006-08
2	Ed Beckman	1977-84
	Gary Green	1977-83
	Sherrill Headrick	1960-67
	Bernard Pollard	2006

**Most Opponents Punts Blocked, Season**

4	Albert Lewis	1990
3	Albert Lewis	1986
2	Sherrill Headrick	1963
	Bernard Pollard	2006

**Most Opponents Punts Blocked, Game**

2	Sherrill Headrick vs. Denver	Dec. 8, 1963
---	------------------------------	--------------

**Longest Return of Blocked Field Goal**

78 (TD)	Lloyd Burruss at Pittsburgh	Dec. 21, 1986
65 (TD)	Kevin Ross at Cincinnati	Dec. 6, 1987

# TEAM

## GAMES WON (REG. SEASON)

### Most Consecutive Games Won

- 9 2003, 2013
- 7 1968-69, 1969, 1995
- 6 1968, 1997
- 5 1961-62, 1966-67, 1971, 1984-85

### Most Consecutive Games Won, Start of Season

- 9 2003, 2013
- 4 1996
- 3 1962, 1966, 1994, 1995, 2010

### Most Consecutive Games Won, End of Season

- 6 1997
- 5 1968
- 3 1960, 1963, 1966, 1967, 1971, 1972, 1984, 1986

### Most Consecutive Home Games Won

- 13 2002-03
- 11 1994-96, 1997-98
- 10 1968-69,
- 9 1970-71,
- 8 1997

### Most Consecutive Road Games Won

- 9 1966-67
- 6 1967-68
- 1968-69, 1971-72

## GAMES LOST (REG. SEASON)

### Most Consecutive Games Lost

- 12 2007-08
- 9 1987, 2008-09
- 8 1975-76, 2012
- 7 1985, 2008

### Most Consecutive Games Lost, Start of Season

- 5 1977, 2009
- 4 1976, 1980
- 3 1975, 2004, 2008, 2011

### Most Consecutive Games Lost, End of Season

- 9 2007
- 6 1977
- 4 1975, 2008, 2012

### Most Consecutive Home Games Lost

- 10 2008-09
- 8 1974-75
- 7 1975-76, 2011-12
- 6 1977-78, 2007-08

### Most Consecutive Road Games Lost

- 9 2007-08
- 8 1978-79, 1985-86
- 6 1988, 2008-09, 2012

## SCORING

### POINTS

### Most Points, Season (All 400+)

- 484 2003
- 483 2004
- 467 2002
- 448 1966
- 430 2013
- 408 1967
- 403 2005

### Highest Scoring Average, Season

- 32.0 (448 in 14 games) 1966
- 30.3 (484 in 16 games) 2003
- 30.2 (483 in 16 games) 2004
- 29.2 (467 in 16 games) 2002
- 29.1 (408 in 14 games) 1967

### Most Points, Consecutive Seasons

- 967 (484, 483) 2003-04
- 951 (467, 484) 2002-03
- 886 (483, 403) 2004-05
- 856 (448, 408) 1966-67
- 787 (320, 467) 2001-02

### Fewest Points, Season

- 176 1982 (9 games)
- 211 2012
- 212 2011
- 225 1977
- 226 2007

### Lowest Scoring Average, Season

- 13.2 (211 in 16 games) 2012
- 13.3 (212 in 16 games) 2011
- 14.1 (226 in 16 games) 2007
- 14.9 (238 in 16 games) 1979
- 15.2 (243 in 16 games) 1978
- 15.9 (254 in 16 games) 1988

### Largest Scoring Differential, Season

- +201 (371 - 170) 1968
- +182 (359 - 177) 1969
- +176 (448 - 276) 1966
- +156 (369 - 233) 1962
- +154 (408 - 254) 1967

### Most 40-Point Games, Season

- 5 2003
- 4 1966, 2002, 2004
- 3 1961, 1962, 1963, 1964, 1967
- 2 1965, 1968, 1983, 2000, 2010, 2013

### Most 30-Point Games, Season

- 8 1966, 2002, 2004
- 7 1999, 2003
- 6 1967, 2010

### Most Points Scored, Game

- 59 at Denver Sept. 7, 1963
- 56 at Denver Oct. 23, 1966
- vs. Atlanta Oct. 24, 2004
- at Oakland Dec. 15, 2013
- 54 vs. St. Louis Oct. 22, 2000
- 52 4 times; Last vs. Denver Oct. 29, 1967

### Largest Margin of Victory, Game

- 52 Kansas City (59) at Denver (7) Sept. 7, 1963
- 49 Kansas City (49) vs. Arizona (0) Dec. 1, 2002
- 48 Kansas City (48) vs. N.Y. Jets (0) Dec. 22, 1963
- 46 Kansas City (56) vs. Denver (10) Oct. 16, 1966
- Kansas City (56) vs. Atlanta (10) Oct. 24, 2004

### Most Points, Both Teams, Game

- 99 KC (48) at Seattle (51) Nov. 27, 1983 (OT)
- 88 KC (49) vs. Denver (39) Nov. 1, 1964
- KC (54) vs. St. Louis (34) Oct. 22, 2000

### Fewest Points, Both Teams, Game

- 3 KC (0) at Tampa Bay (3) Dec. 16, 1979
- 9 KC (3) vs. Cleveland (6) Sept. 4, 1988
- 10 KC (7) at Denver (3) Jan. 1, 2012
- 12 KC (6) vs. St. Louis (6) Nov. 22, 1970
- KC (3) at Miami (9) Oct. 20, 1974

### Most Points Shutout Victory, Game

- 49 vs. Arizona Dec. 1, 2002
- 48 vs. N.Y. Jets Dec. 22, 1963
- 41 vs. Miami Oct. 8, 1967
- vs. San Francisco Oct. 1, 2006
- 34 vs. Boston Dec. 11, 1960
- vs. Houston Nov. 26, 1989
- vs. Cleveland Sept. 30, 1990
- vs. San Diego Oct. 31, 1999

### Fewest Points, Shutout Victory, Game

- 14 vs. Baltimore Sept. 2, 1979
- 16 vs. Denver Dec. 6, 1970
- 17 vs. L.A. Chargers Sept. 25, 1960

### Largest Fourth-Quarter Comebacks

- |    | Opponent        | Deficit | Final      | Date           |
|----|-----------------|---------|------------|----------------|
| 17 | at Green Bay    | 14-31   | 40-34 (OT) | Oct. 12, 2003  |
| 14 | at N.Y. Jets    | 3-17    | 17-17 (OT) | Oct. 2, 1988   |
|    | vs. N.Y. Giants | 3-17    | 20-17 (OT) | Sept. 10, 1995 |
|    | at Oakland      | 20-34   | 37-34      | Nov. 28, 1999  |

## Largest Second-Half Comebacks

	Opponent	Deficit	Final	Date
18	at New Orleans	6-24	27-24 (OT)	Sept. 23, 2012
17	at Buffalo	10-27	27-27	Sept. 22, 1963
	at Oakland	0-17	28-17	Oct. 25, 1981
	at Green Bay	14-31	40-34 (OT)	Oct. 12, 2003
16	at San Diego	0-16	24-23	Nov. 2, 1986
14	at N.Y. Jets	3-17	17-17 (OT)	Oct. 2, 1988
	vs. San Diego	0-14	20-17 (OT)	Dec. 8, 1991
	vs. N.Y. Giants	3-17	20-17 (OT)	Sept. 10, 1995
	at Oakland	13-27	28-27	Sept. 8, 1997
	at Oakland	20-34	37-34	Nov. 28, 1999

## Most Consecutive Games Scoring

179	1963-76
139	1994-02
91	1987-92
84	2003-08
60	1979-84

## Most Points, Two Consecutive Games

104	(56, 48)	Oct. 23, 1966 - Oct. 30, 1966
101	(45, 56)	Dec. 8, 2013 - Dec. 15, 2013

## Most First-Half Points, Game

42	vs. Denver	Oct. 29, 1967
38	at Miami	Sept. 28, 1968
	at Washington	Dec. 8, 2013
35	vs. Arizona	Dec. 1, 2002
	vs. St. Louis	Dec. 8, 2002
	vs. Atlanta	Oct. 24, 2004
	at Oakland	Dec. 15, 2013

## Most First-Quarter Points, Season

158	1966
124	2013
113	2004
112	2003
103	1962

## Most First-Quarter Points, Game

24	at Miami	Sept. 28, 1968
21	11 times, last at Oakland	Dec. 15, 2013

## Most Second-Quarter Points, Season

153	2003
149	1997
143	1967
137	1989, 2004, 2010
136	2005

## Most Second-Quarter Points, Game

28	vs. Denver	Oct. 29, 1967
	vs. Pittsburgh	Oct. 18, 1971
	vs. Denver	Dec. 7, 1980
	vs. San Diego	Dec. 22, 1985
	at Washington	Sept. 30, 2001
24	vs. Houston	Oct. 30, 1966
	vs. Indianapolis	Oct. 31, 2004

## Most Second-Half Points, Game

35	at Denver	Oct. 23, 1966
	at Denver	Dec. 1, 1972
	at Tennessee	Dec. 13, 2004
34	at Denver	Jan. 3, 2010
31	at Denver	Sept. 7, 1963
30	vs. Cleveland	Dec. 14, 1975

## Most Third-Quarter Points, Season

109	1963
106	1964
105	1998
94	1966
93	1999, 2004

## Most Third-Quarter Points, Game

22	vs. Buffalo	Oct. 18, 1969
	vs. Oakland	Nov. 26, 1961
21	at Buffalo	Nov. 6, 1960
	at Denver	Sept. 7, 1963
	at Denver	Oct. 1, 1972
	vs. Oakland	Oct. 3, 1977

## Most Fourth-Quarter Points, Season

168	2002
140	2004
131	2003
129	1962
127	1960

## Most Fourth-Quarter Points, Game

23	at Buffalo	Nov. 2, 1969
	at Cleveland	Sept. 8, 2002
22	at N.Y. Titans	Nov. 24, 1960
	vs. N.Y. Jets	Nov. 5, 1967
	at Green Bay	Oct. 12, 2003

## TOUCHDOWNS

### Most Touchdowns, Season

63	2003
62	2004
57	2002
55	1966
52	2013

### Most Touchdowns, Consecutive Seasons

125	(63, 62)	2003-04
120	(57, 63)	2002-03
108	(62, 46)	2004-05
104	(55, 49)	1966-67
96	(50, 46)	1962-63

### Fewest Touchdowns, Season

17	1982 (9 games)
18	2012
20	2011
23	1973
24	1988, 2007

### Most Touchdowns, Game

8	at Denver	Sept. 7, 1963
	at Denver	Oct. 23, 1966
	vs. Atlanta	Oct. 24, 2004
	at Oakland	Dec. 15, 2013
7	12 times; Last at Tennessee	Dec. 13, 2004

### Most Touchdowns, Both Teams, Game

13	Kansas City (7) at Seattle (6)	Nov. 27, 1983 (OT)
	Kansas City (8) at Oakland (5)	Dec. 15, 2013
12	Kansas City (7) vs. Denver (5)	Nov. 1, 1964
	Kansas City (7) vs. St. Louis (5)	Oct. 22, 2000
	Kansas City (7) at Tennessee (5)	Dec. 13, 2004

### Most Consecutive Games Scoring Touchdowns

96	1963-70
64	1997-01
52	1960-63
35	1994-96
33	1976-78

### Most Offensive Touchdowns, Season

58	2004
56	2003
53	2002
50	1962, 1966
46	1964

### Fewest Offensive Touchdowns, Season

13	1982 (9 games)
17	2012
18	2011
21	1973, 1974
23	2007
24	1970, 1977, 1987, 1988
25	1979

### Most Return Touchdowns, Season

11	1992, 1999, 2013
7	1995, 1997, 2003

### Most Defensive Touchdowns, Season

9	1999
8	1992
6	2013
5	1972, 1974, 1977
4	1960, 1967, 1981, 1986, 1995, 1997

### Fewest Defensive Touchdowns, Season

0	1962, 1976, 1978, 1988, 2006, 2012
1	1961, 1975, 1976, 1989, 1998, 2001, 2002, 2007

### Most Defensive Touchdowns, Game

3	vs. Denver	Dec. 27, 1992
2	14 times, last at Buffalo	Nov. 3, 2013

### Most Interception Return TDs, Season

6	1992
5	1972, 1974, 1999, 2013
4	1960, 1986, 1997

**Most Fumble Return TDs, Season**

- 4 1999
- 3 1997, 1980, 1981
- 2 1989, 1991, 1992, 1993, 1995, 2013

**Most Special Teams Touchdowns, Season**

- 5 1986, 1987, 2013
- 4 1995, 2003
- 3 1969, 1992, 2002, 2009

**Most Special Teams Touchdowns, Game**

- 3 at Pittsburgh Dec. 21, 1986
- 2 vs. Cleveland Sept. 30, 1990
- vs. St. Louis Dec. 8, 2002
- at Washington Dec. 8, 2013

**POINTS AFTER TOUCHDOWN****Most Points After Touchdown, Season**

- 58 2003, 2004
- 54 2002
- 52 2013
- 48 1966
- 47 1962

**Fewest Points After Touchdown, Season**

- 17 1982 (9 games), 2012
- 20 2011
- 21 1973, 2007
- 23 1988

**Most Points After Touchdown, Game**

- 8 at Denver Sept. 8, 1963
- at Denver Oct. 23, 1966
- vs. Atlanta Oct. 24, 2004
- at Oakland Dec. 15, 2013

**TWO-POINT ATTEMPTS****Most Two-Point Attempts, Season**

- 6 2001
- 5 1997
- 4 1961, 1994, 2008
- 3 1964, 1965, 1966, 1967, 1995, 2002, 2003, 2007

**Most Two-Point Conversions, Season**

- 3 1961, 1965, 1994, 2001
- 2 1966, 1967, 1997
- 1 10 times, Last; 2009

**Most Two-Point Attempts, Game**

- 2 vs. Buffalo Oct. 18, 1964
- at Houston Oct. 24, 1965
- at St. Louis Oct. 26, 1997
- at Denver Nov. 14, 2010

**Most Two-Point Conversions, Game**

- 2 at Houston Oct. 24, 1965
- at St. Louis Oct. 26, 1997

**FIELD GOALS****Most Field Goals Attempted, Season**

- 44 1971
- 42 1970
- 40 1968

**Fewest Field Goals Attempted, Season**

- 17 1964
- 18 1977
- 20 2003
- 22 1979, 2008

**Most Field Goals Attempted, Game**

- 7 vs. Buffalo Dec. 19, 1971
- 6 8 times; Last at New Orleans Sept. 23, 2012

**Most Field Goals Attempted, Both Teams, Game**

- 10 Kansas City (7) vs. Buffalo (3) Dec. 19, 1971
- Kansas City (5) at San Diego (5) Oct. 29, 1972
- Kansas City (6) vs. Denver (4) Dec. 16, 2001
- Kansas City (5) vs. Denver (5) Sept. 28, 2008

**Most Field Goals Made, Season**

- 34 1990
- 30 1968, 1970
- 28 2012
- 27 1969, 1988, 1997, 1998, 2001, 2005

**Fewest Field Goals Made, Season**

- 7 1961
- 8 1963, 1964
- 12 1979

**Most Field Goals Made, Game**

- 6 at New Orleans Sept. 23, 2012
- 5 at Buffalo Nov. 2, 1969
- vs. Buffalo Dec. 7, 1969
- vs. Buffalo Dec. 19, 1971
- vs. L.A. Raiders Sept. 12, 1985
- vs. Cincinnati Nov. 13, 1988
- at Chicago Dec. 29, 1990
- vs. Denver Sept. 20, 1993
- vs. Minnesota Oct. 2, 2011

**Most Field Goals Made, Both Teams, Game**

- \*9 Kansas City (4) at San Diego (5) Sept. 29, 1996
- \*NFL RECORD
- 8 Kansas City (5) vs. Buffalo (3) Dec. 19, 1971
- Kansas City (4) vs. Denver (4) Sept. 28, 2008
- 7 Kansas City (5) vs. Buffalo (2) Dec. 7, 1969
- Kansas City (4) vs. Denver (3) Dec. 16, 2001
- Kansas City (3) at Indianapolis (4) Oct. 10, 2010
- Kansas City (6) at New Orleans (1) Sept. 23, 2012

**Most Consecutive Games Scoring Field Goals**

- 18 2001-02
- 16 1970
- 15 2005
- 11 1968-69, 1971-72, 1985-86
- 10 1980-81, 2013

**SAFETIES****Most Safeties, Season**

- 3 1988, 1997

**Most Safeties, Game**

- 1 19 times; Last at New Orleans Sept. 23, 2012

**FIRST DOWNS****Most First Downs, Season**

- \*398 2004
- 348 2003
- 347 2005
- 343 2002
- 324 2001

**\*NFL RECORD****Fewest First Downs, Season**

- 163 1982 (9 games)
- 183 1970
- 208 1973

**Most First Downs, Game (All 30+)**

- 36 vs. Atlanta Oct. 24, 2004
- 33 vs. Indianapolis Oct. 31, 2004
- 32 at Houston Oct. 24, 1965
- at Seattle Nov. 24, 2002
- vs. Oakland Dec. 25, 2004
- 31 at Oakland Nov. 5, 2000
- 30 at L.A. Raiders Dec. 22, 1991
- vs. Seattle Oct. 29, 2006
- at Denver Nov. 14, 2010

**Fewest First Downs, Game**

- 4 at Tampa Bay Dec. 16, 1979
- 5 at San Diego Dec. 12, 2010
- 7 at Boston Oct. 23, 1964
- at Oakland Dec. 12, 1970
- at Denver Dec. 9, 2007
- at Oakland Dec. 16, 2012
- 8 12 times; Last at Denver Dec. 30, 2012

**Most First Downs, Both Teams, Game**

- 64 KC (32) at Seattle (32) Nov. 24, 2002
- 62 KC (31) at Oakland (31) Nov. 5, 2000
- 59 KC (26) at Seattle (33) Nov. 27, 1983 (OT)
- 58 KC (24) at Denver (34) Nov. 18, 1974

**Fewest First Downs, Both Teams, Games**

- 15 Kansas City (7) vs. Denver (8) Dec. 6, 1970
- 18 Kansas City (7) at Boston (11) Oct. 23, 1964

**Most Rushing First Downs, Season**

- 160 1978, 1981
- 140 2002
- 138 2004, 2005
- 130 1980
- 129 1969, 1997, 2010



**Fewest Rushing First Downs, Season**

66	2007
71	1982 (9 games)
79	1985
83	1970, 1983, 1986
84	2000

**Most Rushing First Downs, Game**

21	vs. Atlanta	Oct. 24, 2004
20	vs. Houston	Oct. 1, 1961
18	vs. Oakland	Oct. 20, 1968
	vs. Seattle	Nov. 22, 1981
	at Detroit	Nov. 28, 1996
16	8 times; Last vs. Buffalo	Oct. 7, 1991

**Fewest Rushing First Downs, Game**

*0	at Cincinnati	Nov. 24, 1974
	vs. Pittsburgh	Nov. 10, 1985
	at L.A. Raiders	Dec. 6, 1992
	at Denver	Oct. 27, 1996
	at Arizona	Oct. 8, 2006
	vs. Jacksonville	Oct. 7, 2007
	at Oakland	Dec. 16, 2012
1	11 times; Last at Baltimore	Sept. 13, 2009
	*NFL RECORD	

**Most Passing First Downs, Season**

228	2004
211	1994
208	1983
207	2000
201	2003

**Fewest Passing First Downs, Season**

79	1982 (9 games)
86	1970
89	1968
91	1979
93	1973

**Most Passing First Downs, Game (All 20+)**

26	vs. Oakland	Dec. 25, 2004
24	at Denver	Nov. 14, 2010
23	at Oakland	Nov. 5, 2000
21	at Dallas	Nov. 20, 1983
	at Denver	Oct. 17, 1994
	at Denver	Dec. 7, 2003
20	vs. Indianapolis	Oct. 31, 2004

**Fewest Passing First Downs, Game**

1	vs. Oakland	Oct. 20, 1968
	vs. Houston	Sept. 10, 1978
	at Tampa Bay	Dec. 16, 1979
2	5 times; Last at Denver	Dec. 30, 2012

**Most Penalty First Downs, Season**

34	2013
33	1996, 1998
32	2004
30	2000
29	1966, 1978, 1984, 1986

**Fewest Penalty First Downs, Season**

4	1969
8	1965
9	1973
10	1999
11	1968, 1972

**Most Penalty First Downs, Game**

9	vs. L.A. Raiders	Oct. 3, 1993
7	vs. L.A. Raiders	Sept. 17, 1989
	vs. Seattle	Oct. 17, 1996
6	at Tennessee	Dec. 13, 2004
	at Oakland	Nov. 7, 2010
5	8 times; Last vs. Denver	Nov. 17, 2013

**Fewest Penalty First Downs, Game**

0	Many times; Last at Philadelphia	Sept. 19, 2013
---	----------------------------------	----------------

**NET YARDS RUSHING & PASSING****YARDS GAINED****Most Net Yards, Season**

6,695	2004
6,192	2005
6,000	2002
5,910	2003
5,692	1994

**Most Net Yards, Consecutive Seasons**

12,887	(6,695, 6,192)	2004-05
12,605	(5,910, 6,695)	2003-04
11,910	(6,000, 5,910)	2002-03
11,673	(5,673, 6,000)	2001-02
11,335	(6,192, 5,143)	2005-06

**Fewest Net Yards, Season**

2,498	1982 (9 games)
3,536	1973
3,577	1970
3,828	1974
3,936	1977

**Most Net Yards, Game (All 500+)**

614	at Denver	Oct. 23, 1966
590	vs. Indianapolis	Oct. 31, 2004
566	vs. Detroit	Oct. 14, 1990
552	at Seattle	Nov. 24, 2002
551	vs. Buffalo	Sept. 30, 1962
546	at Washington	Sept. 30, 2001
542	at Houston	Oct. 24, 1965
540	vs. Atlanta	Oct. 24, 2004
537	at San Diego	Dec. 11, 1983
537	vs. Cincinnati	Jan. 1, 2006
524	at Denver	Jan. 3, 2010
521	vs. Detroit	Dec. 14, 2003
520	vs. Denver	Nov. 1, 1964
513	at Oakland	Nov. 5, 2000
512	vs. Seattle	Dec. 27, 1987
510	vs. Houston	Nov. 28, 1965
510	at New Orleans	Sept. 23, 2012
508	at Cincinnati	Sept. 28, 1969
507	vs. Indianapolis	Dec. 23, 2012
506	vs. San Diego	Oct. 14, 1984
504	at New Orleans	Sept. 8, 1985
504	at N.Y. Jets	Oct. 6, 2002
503	at Seattle	Nov. 28, 2010
502	at Buffalo	Oct. 3, 1976
500	at Oakland	Dec. 5, 2004

**Fewest Net Yards, Game**

62	vs. Oakland	Nov. 8, 1963
67	at San Diego	Dec. 12, 2010
80	at Tampa Bay	Dec. 16, 1979
104	at Buffalo	Oct. 29, 1973
106	at Oakland	Dec. 8, 1973

**Most Net Yards, Both Teams, Game**

1,095	KC (590) vs. Indianapolis (505)	Oct. 31, 2004
1,086	KC (552) at Seattle (534)	Nov. 24, 2002
1,036	KC (524) at Denver (512)	Jan. 3, 2010
1,013	KC (537) at San Diego (476)	Dec. 11, 1983
986	KC (513) at Oakland (473)	Nov. 5, 2000

**Fewest Net Yards, Both Teams, Game**

323	KC (178) at N.Y. Jets (145)	Nov. 7, 1971
335	KC (244) vs. Houston (91)	Oct. 12, 1969
338	KC (62) vs. Oakland (276)	Nov. 8, 1963

**Most Games, 400 or More Net Yards, Season**

9	2004
7	2005, 2010
6	1994, 2000, 2002
5	1969, 2001, 2003
4	1960, 1961, 1962, 1976, 1983, 1997
3	1964, 1965, 1966, 1967, 1974, 1981, 1989, 1990, 1991, 2009, 2011, 2012

**Most Consecutive Games, 400 or More Net Yards**

5	2004
4	1976, 2005
3	1974, 2000, 2010

**Most Games, 300 or More Net Yards**

15	2004
14	2005
13	2002
12	1989, 1995, 1999, 2003, 2010, 2013
11	1966, 1983, 1991, 1996
10	1964, 1968, 1981, 1984, 1993, 1994, 2000, 2001

**Most Consecutive Games, 300 or More Net Yards**

16	2004-05
13	2001-02
11	2005
10	1966-67, 1989, 2003
8	2010
7	1981, 1991

**PLAYS****Most Plays, Season**

1,098	1994
1,089	2004
1,074	1983
1,063	2010
1,059	1995
1,059	2005

**Fewest Plays, Season**

573	1982 (9 games)
775	1970
831	1968
833	1965
836	1971

**Most Plays, Game**

92	at New Orleans	Sept. 23, 2012
91	at Cincinnati	Sept. 3, 1978
86	vs. N.Y. Giants	Nov. 3, 1974
	vs. Seattle	Sept. 28, 1997
85	at Jacksonville	Nov. 9, 1997
84	vs. Denver	Oct. 24, 1976
	at San Diego	Nov. 12, 1978

**Fewest Plays, Game**

38	at Oakland	Dec. 12, 1970
	at Tampa Bay	Dec. 16, 1979
41	at San Diego	Oct. 7, 1962
	at San Diego	Dec. 12, 2010
42	at Oakland	Dec. 8, 1973
44	at Detroit	Nov. 25, 1971
	at New England	Oct. 11, 1998
	at Baltimore	Sept. 13, 2009

**RUSHING****ATTEMPTS****Most Rushing Attempts, Season**

663	1978
610	1981
569	1979
559	1989
556	2010
552	1980

**Most Rushing Attempts, Consecutive Seasons**

1,232	(663, 569)	1978-79
1,162	(552, 610)	1980-81
1,121	(569, 552)	1979-80
1,089	(456, 663)	1977-78
1,063	(559, 504)	1989-90

**Fewest Rushing Attempts, Season**

269	1982 (9 games)
379	2008
383	2000, 2007
387	1983
400	1963

**Most Rushing Attempts, Game**

69	at Cincinnati	Sept. 3, 1978
60	vs. Oakland	Oct. 20, 1968
57	vs. Seattle	Nov. 5, 1989

**Fewest Rushing Attempts, Game**

9	at Oakland	Nov. 5, 2000
10	vs. Jacksonville	Oct. 7, 2007
10	at Oakland	Dec. 16, 2012
11	at New England	Oct. 11, 1998
12	at Oakland	Dec. 8, 1973
12	at Denver	Oct. 27, 1996
13	vs. Buffalo	Nov. 23, 2008
14	at San Diego	Sept. 29, 1963
	vs. Pittsburgh	Nov. 10, 1985
	at L.A. Raiders	Dec. 6, 1992
	at Jacksonville	Nov. 8, 2009

**Most Rushing Attempts, Both Teams, Game**

102	KC (52) at San Diego (50)	Nov. 12, 1978 (OT)
100	KC (41) vs. Denver (59)	Sept. 24, 1978

**Fewest Rushing Attempts, Both Teams, Game**

37	KC (21) vs. Houston (16)	Dec. 16, 1990
40	KC (17) at Buffalo (23)	Dec. 12, 1965

**Most Games, 40 or More Rushing Attempts, Season**

9	1978
8	1973, 1981
7	1968
6	1962, 1969, 1989
5	1976, 1979, 1980, 1997, 2010

**Most Games, 30 or More Rushing Attempts, Season**

14	1978
13	1981
12	1971, 1975, 1980
11	1969, 1989, 1990, 2005, 2006
10	1968, 1972, 1973, 1974, 1979, 1995, 1999, 2010

**Most Consecutive Games, 40 or More Rushing Attempts**

4	1968, 1978
3	1962, 1973, 1996

**Most Consecutive Games, 30 or More Rushing Attempts**

15	1980-81
8	1975, 1977-78
7	1972, 1978, 1978-79
6	1970, 1980, 1989, 1999

**YARDS GAINED****Most Rushing Yards, Season**

2,986	1978
2,633	1981
2,627	2010
2,407	1962
2,395	2012

**Most Rushing Yards, Home, Season**

1,488	1981
1,468	1962
1,463	2010
1,436	1978
1,390	1961

**Most Rushing Yards Per Game, Season**

213.3	(2,986 in 16 games)	1978
171.9	(2,407 in 14 games)	1962
164.6	(2,633 in 16 games)	1981
164.2	(2,627 in 16 games)	2010
162.4	(2,274 in 14 games)	1966

**Most Rushing Yards Per Game, Home, Season**

209.7	(1,468 in 7 games)	1962
198.6	(1,390 in 7 games)	1961
186.0	(1,488 in 8 games)	1981
182.9	(1,463 in 8 games)	2010
179.5	(1,436 in 8 games)	1978

**Most Rushing Yards, Consecutive Seasons**

5,302	(2,986, 2,316)	1978-79
4,829	(1,843, 2,986)	1977-78
4,671	(2,289, 2,382)	2004-05
4,590	(2,183, 2,407)	1961-62

**Fewest Rushing Yards, Season**

943	1982 (9 games)
1,248	2007
1,254	1983
1,465	2000
1,468	1986

**Fewest Rushing Yards Per Game, Season**

78.0	(1,248 in 16 games)	2007
78.4	(1,254 in 16 games)	1983
91.6	(1,465 in 16 games)	2000
91.8	(1,468 in 16 games)	1986
92.9	(1,486 in 16 games)	1985

**Most Rushing Yards, Game (All 300+)**

398	vs. Houston	Oct. 1, 1961
380	at Denver	Oct. 23, 1966
352	vs. Indianapolis	Dec. 23, 2012
320	vs. Buffalo	Sept. 30, 1962
317	at Denver	Jan. 3, 2010
313	vs. Cincinnati	Oct. 26, 1969
310	vs. Detroit	Oct. 14, 1990
302	at Houston	Oct. 24, 1965

**Fewest Rushing Yards, Game**

0	vs. Denver	Dec. 19, 1965
10	vs. Jacksonville	Oct. 7, 2007
10	at Oakland	Dec. 16, 2012
14	at New England	Oct. 11, 1998
16	at Denver	Dec. 9, 2007
17	at Boston	Nov. 18, 1960
	at L.A. Raiders	Dec. 6, 1992

**Most Games, 200 or More Rushing Yards**

8	1978
6	2010
5	1962
4	1968, 1979, 1981, 2002
3	1961, 1967, 1991, 2001, 2004, 2012
2	1960, 1963, 1965, 1966, 1969, 1970, 1975, 1989, 1996, 1997, 2005, 2006

**Most Rushing Yards, Both Teams, Game**

519	Kansas City (168) vs. Cleveland (351)	Dec. 20, 2009
502	Texans (398) vs. Houston (104)	Oct. 1, 1961
	Texans (284) vs. Oakland (218)	Nov. 26, 1961
479	Kansas City (251) vs. Detroit (228)	Nov. 23, 1975

**Fewest Rushing Yards, Both Teams, Game**

75	KC (20) at Houston (55)	Sept. 29, 1974
105	KC (27) vs. Boston (78)	Nov. 17, 1968
111	Dallas Texans (108) at SD (3)	Nov. 19, 1961
	KC (48) at San Diego (63)	Oct. 13, 1985

**Most 10+ Yard Rushes, Season (Since 1990)**

73	2002
72	2010
67	2005
64	2012
63	2001

**Most 10+ Yard Rushes, Game (Since 1990)**

11	at Oakland	Dec. 9, 2001
	(10 Holmes, 1 Cloud)	
10	at Seattle	Nov. 24, 2002
	(9 Holmes, 1 Morton)	
	vs. Buffalo	Oct. 31, 2010
	(7 Charles, 3 Jones)	
9	vs. Detroit	Oct. 14, 1990
	(5 Word, 3 Okoye, 1 McNair)	
	vs. Denver	Dec. 17, 2000
	(5 Richardson, 2 Grbac, 1 Alexander, 1 Moreau)	
	vs. Atlanta	Oct. 24, 2004
	(6 Holmes, 3 Blaylock, 1 Hall)	
	vs. Indianapolis	Oct. 31, 2004
	(6 Holmes, 2 Morton, 1 Johnson)	
	vs. Indianapolis	Dec. 23, 2012
	(4 Charles, 4 Hillis, 1 McCluster)	

**AVERAGE GAIN****Highest Rushing Average, Season**

5.18	1966
5.15	2002
5.03	1962
4.97	1961
4.79	2012

**Lowest Rushing Average, Season**

3.24	1983
3.26	2007
3.39	1980
3.40	1986
3.43	1992

**TOUCHDOWNS****Most Rushing Touchdowns, Season**

32	2003
31	2004
26	2002, 2005
24	1960
23	1961

**Most Rushing Touchdowns, Consecutive Seasons**

*63	(32, 31)	2003-04
58	(26, 32)	2002-03
57	(31, 26)	2004-05
47	(24, 23)	1960-61
44	(23, 21)	1961-62

\*NFL RECORD

**Fewest Rushing Touchdowns, Season**

3	1982 (9 games)
5	2011
6	1972, 2007
7	1987
8	1988, 2009

**Most Rushing Touchdowns, Game**

*8	vs. Atlanta	Oct. 24, 2004
5	at Denver	Oct. 23, 1966
4	12 times; Last at Denver	Oct. 20, 2002

\* NFL RECORD

**Most Rushing Touchdowns, Both Teams, Game**

8	Kansas City (8) vs. Atlanta (0)	Oct. 24, 2004
7	Texans (4) vs. Boston (3)	Sept. 8, 1962
	Kansas City (4) at Denver (3)	Oct. 10, 1965

**PASSING****PASSER RATING****Highest Passer Rating, Season**

96.3	1968
94.9	1990, 2004
92.4	2003
92.3	1962
91.3	1966

**Lowest Passer Rating, Season**

52.7	1961
52.9	1977
54.0	1979
55.2	1974
59.3	1978

**ATTEMPTS****Most Passes Attempted, Season**

641	1983
615	1994
593	1984
582	2000
563	2007

**Most Passes Attempted, Consecutive Seasons**

1,234	(641, 593)	1983-84
1,146	(615, 531)	1994-95
1,110	(582, 528)	2000-01
1,105	(490, 615)	1993-94
1,104	(593, 511)	1984-85
	(563, 541)	2007-08

**Fewest Passes Attempted, Season**

264	1982 (9 games)
270	1968
289	1970
313	1973
322	1962

**Most Passes Attempted, Game**

59	at Dallas	Nov. 20, 1983
55	at San Diego	Oct. 9, 1994
	at Miami	Dec. 12, 1994
54	at Denver	Nov. 16, 1986
	at Denver	Oct. 17, 1994
	at San Diego	Sept. 29, 1996
	vs. San Diego	Nov. 24, 1996

**Fewest Passes Attempted, Game**

3	vs. Oakland	Oct. 20, 1968
6	at Oakland	Dec. 13, 1969
10	vs. Denver	Sept. 24, 1978

**Most Passes Attempted, Both Teams, Game**

100	KC (46) vs. Tampa Bay (54)	Oct. 28, 1964
95	KC (54) at San Diego (41)	Sept. 29, 1996
90	KC (59) at Dallas (31)	Nov. 20, 1983
	KC (41) at San Diego (49)	Dec. 11, 1983

**Fewest Passes Attempted, Both Teams, Game**

26	KC (6) at Oakland (20)	Dec. 13, 1969
	KC (13) at Tampa Bay (13)	Dec. 16, 1979
27	KC (14) vs. Houston (13)	Sept. 10, 1978

**COMPLETIONS****Most Passes Completed, Season**

370	2004
369	1983
366	1994
342	2000
339	2003

**Most Passes Completed, Consecutive Seasons**

709	(339, 370)	2003-04
687	(370, 317)	2004-05
674	(369, 305)	1983-84
666	(366, 300)	1994-95
653	(287, 366)	1993-94

**Fewest Passes Completed, Season**

145	1982 (9 games)
154	1970
156	1968

**Most Passes Completed, Game**

39	at Oakland	Nov. 5, 2000
37	at San Diego	Oct. 9, 1994
34	at Denver	Oct. 17, 1994
	at Denver	Dec. 7, 2003
33	at Dallas	Nov. 20, 1983
	at Miami	Dec. 12, 1994
	at San Diego	Jan. 2, 2005
	at Detroit	Dec. 23, 2007
	at Denver	Nov. 14, 2010

**Fewest Passes Completed, Game**

2	vs. Oakland	Oct. 20, 1968
	at Oakland	Dec. 13, 1969
5	7 times: Last at Seattle	Dec. 17, 1978

**Most Passes Completed, Both Teams, Game**

62	Kansas City (31) at San Diego (31)	Dec. 11, 1983
57	Kansas City (31) at San Diego (26)	Oct. 30, 2005
56	Kansas City (33) at Denver (23)	Nov. 14, 2010
55	Kansas City (23) vs. San Diego (32)	Oct. 14, 1984
	Kansas City (26) vs. Tampa Bay (29)	Oct. 28, 1984

**Fewest Passes Completed, Both Teams, Game**

11	Kansas City (10) vs. San Diego (1)	Sept. 20, 1998
12	Kansas City (7) at Tampa Bay (5)	Dec. 16, 1979
13	Kansas City (2) at Oakland (11)	Dec. 13, 1969
	Kansas City (8) vs. Boston (5)	Oct. 11, 1970

**Most 20+ Yard Completions, Season (Since 1990)**

60	2004
59	2000
55	2003
53	2001
51	2005

**Most 20+ Yard Completions, Game (Since 1990)**

9	vs. St. Louis	Oct. 22, 2000
	(6 Grbac, 2 Moon, 1 Morris)	
	at Denver (9 Cassel)	Nov. 14, 2010
7	at L.A. Raiders (7 Krieg)	Dec. 6, 1992
	at San Diego (7 Gannon)	Nov. 22, 1998
	at Oakland (7 Grbac)	Nov. 5, 2000
	at Arizona (7 Green)	Oct. 21, 2001
	vs. Indianapolis (7 Green)	Oct. 31, 2004

**YARDS GAINED****Most Passing Yards, Season**

4,406	2004
4,341	1983
4,149	2000
3,981	2003
3,960	1994

**Most Passing Yards, Consecutive Seasons**

8,553	(4,684, 3,869)	1983-84
8,387	(3,981, 4,406)	2003-04
8,271	(4,408, 3,863)	2000-01
8,216	(4,406, 3,810)	2004-05
7,817	(3,409, 4,408)	1999-00

**Fewest Passing Yards, Season**

1,555	1982 (9 games)
1,660	1979
1,719	1970

**Most Passing Yards, Game**

474	at Oakland	Nov. 5, 2000
433	at Denver	Nov. 14, 2010
406	at San Diego	Dec. 11, 1983
400	at Green Bay	Oct. 12, 2003
395	at New Orleans	Sept. 8, 1985

**Fewest Passing Yards, Game**

-22	vs. Oakland	Nov. 8, 1963
15	at Seattle	Sept. 30, 1979
16	vs. Oakland	Oct. 20, 1968
18	at Denver	Oct. 4, 1970
19	at San Diego	Dec. 12, 2010

**Most Passing Yards, Both Teams, Game**

859	Kansas City (387) vs. IND (472)	Oct. 31, 2004
782	Kansas City (406) at San Diego (376)	Dec. 11, 1983
732	Kansas City (433) at Denver (299)	Nov. 14, 2010
716	Kansas City (474) at Oakland (242)	Nov. 5, 2000
698	Kansas City (229) at Oakland (469)	Nov. 3, 1968

**Fewest Passing Yards, Both Teams, Game**

67	Kansas City (22) at Tampa Bay (45)	Dec. 16, 1979
81	Kansas City (34) vs. Houston (47)	Sept. 10, 1978

**Most Individual 100-Yard Receiving Games, Season**

14	2000, 2004
11	1964
8	1966, 1983
7	1987, 2003, 2006, 2007
6	1961, 1968, 1988, 2002, 2005, 2008

**Most Consecutive Individual 100-Yard Receiving Games, Season**

7	2000
6	2004
4	1964
3	1966, 1984, 1992, 1994, 2005, 2007, 2010
2	1961, 1962, 1963, 1965, 1968, 1969, 1980, 1982, 1983, 1985, 1987, 1988, 1989, 1998, 1999, 2001, 2006, 2007, 2008, 2011

**TIMES SACKED***(Compiled Since 1963)***Most Times Sacked, Season**

57.0	1980
55.0	2007
53.0	1975

**Fewest Times Sacked, Season**

19.0	1994
21.0	1978, 1991, 1995, 2003
22.0	1990

**Most Times Sacked, Game**

10.0	vs. Baltimore	Nov. 2, 1980
9.0	vs. San Diego	Dec. 2, 2007
8.0	at Pittsburgh	Dec. 5, 1982
	vs. L.A. Raiders	Dec. 12, 1982

**Most Times Sacked, Both Teams, Game**

13.0	Kansas City (2) vs. Cleveland (11)	Sept. 30, 1984
	Kansas City (6) vs. Houston (7)	Sept. 21, 1986

**Most Consecutive Games Without Allowing A Sack**

3	1988, 2000
---	------------

## COMPLETION PERCENTAGE

### Most Consecutive Seasons Leading League,

#### Completion Percentage

\*4 \*NFL RECORD 1966-69

#### Highest Completion Percentage, Season

65.95 (561-370)	2004
63.25 (536-339)	2003
62.52 (507-317)	2005
61.22 (470-287)	2002
60.99 (546-333)	2013

#### Lowest Completion Percentage, Season

44.36 (399-177)	1961
48.05 (435-209)	1960
48.90 (409-200)	1965
49.33 (521-257)	1986
50.38 (395-199)	1965

## TOUCHDOWNS

### Most Passing Touchdowns, Season

32	1964
31	1966
30	1963
29	1983, 2000

### Fewest Passing Touchdowns, Season

7	1978, 1979
8	2012
10	1973, 1982 (9 games)
11	1974, 1977
13	1981, 2011

### Most Passing Touchdowns, Game

6	vs. Denver	Nov. 1, 1964
5	7 times; Last at Oakland	Dec. 15, 2013

### Most Passing Touchdowns, Both Teams, Game

9	Kansas City (4) at Denver (5)	Nov. 14, 2010
8	Kansas City (6) vs. Denver (2)	Nov. 1, 1964
	Kansas City (4) at San Diego (4)	Dec. 11, 1983
	Kansas City (3) vs. IND (5)	Oct. 31, 2004

## PASSES HAD INTERCEPTED

### Most Passes Had Intercepted, Season

27	1961
26	1977
25	1974

### Fewest Passes Had Intercepted, Season

5	1990
8	1982 (9 games), 2010
9	2013
10	1993, 1994, 1997, 2005

### Most Passes Had Intercepted, Game

7	vs. Pittsburgh	Oct. 13, 1974
6	at Seattle	Nov. 4, 1984
	vs. L.A. Raiders	Oct. 20, 1985

### Most Passes Had Intercepted, Both Teams, Game

9	Kansas City (3) vs. Miami (6)	Nov. 13, 1966
8	8 times	
	Last; Kansas City (2) at Oakland (6)	Oct. 23, 2011

## PUNTING

### Most Seasons Leading League

#### (Average Distance)

\*6 1968, 1971-73, 1979, 1984 \*NFL RECORD

### Most Consecutive Seasons Leading League

3 1971-73

### Most Punts, Season

104	1999
99	1986
98	1984

### Fewest Punts, Season

38	1982 (9 games)
54	1962
55	2004
57	1991

### Most Punts, Game

11	at N.Y. Jets	Sept. 18, 1965
	vs. Baltimore	Sept. 2, 1979
	at San Francisco	Nov. 17, 1985
	at Cleveland	Nov. 19, 1989
	vs. San Diego	Nov. 13, 1994
	at Chicago	Dec. 4, 2011
10	vs. Denver	Oct. 6, 1974
	at Oakland	Oct. 5, 1980
	at N.Y. Jets	Oct. 2, 1988
	at San Diego	Nov. 26, 2000
	at N.Y. Jets	Dec. 30, 2007
	at Jacksonville	Sept. 8, 2013

### Fewest Punts, Game

0	at L.A. Raiders	Dec. 22, 1991
	vs. Carolina	Dec. 10, 2000

## AVERAGE YARDAGE

### Highest Punting Average Distance, Season

46.83 (83-3,887)	2012
45.89 (89-4,084)	2011
45.53 (80-3,642)	1973
45.33 (89-4,034)	2013
45.26 (65-2,942)	1968

### Lowest Punting Average Distance, Season

36.06 (54-1,947)	1962
37.83 (64-2,422)	2002
38.53 (70-2,697)	1981

## HAD BLOCKED

### Most Punts Had Blocked, Season

2 1974, 1975, 1985, 1999

### Most Punts Had Blocked, Game

2	vs. Denver	Oct. 27, 1985
---	------------	---------------

## PUNT RETURNS

### Most Seasons Leading League (Average Return)

6 1960, 1968, 1970, 1979-80, 2003

### Most Punt Returns, Season (All 50+)

59	2013
58	1979, 1995, 1999
52	2010

### Fewest Punt Returns, Season

15	1982 (9 games)
24	2004
26	1961, 1963, 2008

### Most Punt Returns, Game

9	at Oakland	Nov. 15, 2009
8	vs. San Diego	Nov. 10, 1974
	at St. Louis	Dec. 19, 2010
7	vs. Oakland	Sept. 23, 1979
	vs. N.Y. Giants	Oct. 21, 1979
	vs. Detroit	Sept. 26, 1999
	at Denver	Dec. 5, 1999
	at Oakland	Oct. 21, 2007
	at Jacksonville	Sept. 8, 2013
	at Washington	Dec. 8, 2013

### Most Punt Returns, Both Teams, Game

15	Kansas City (6) vs. Baltimore (9)	Sept. 2, 1979
----	-----------------------------------	---------------

## YARDS GAINED

### Most Punt Return Yards, Season (All 600+)

695	2013
640	1999
612	1979

### Fewest Punt Return Yards, Season

126	1972
129	1982 (9 games)
150	1971

### Most Punt Return Yards, Game

177	at Washington	Dec. 8, 2013
160	vs. San Diego	Sept. 13, 2010
141	vs. Oakland	Sept. 23, 1979
139	at Denver	Dec. 5, 1999
131	vs. Boston	Dec. 11, 1960



## AVERAGE YARDAGE

### Highest Punt Return Average, Season

16.42	(33-542)	2003
15.03	(33-496)	1960
14.53	(40-581)	1980
14.52	(31-450)	1968

### Lowest Punt Return Average, Season

4.34	(29-126)	1972
4.69	(32-150)	1971
6.50	(26-169)	2008
6.53	(32-209)	2009

## TOUCHDOWNS

### Most Punt Return Touchdowns, Season

2	1968, 1979, 1980, 1992, 1999, 2002, 2003, 2013
1	1960, 1965, 1966, 1987, 1995, 1997, 2006, 2010

### Most Punt Return Touchdowns, Game

1	25 times; Last at Washington	Dec. 8, 2013
---	------------------------------	--------------

### Most Punt Return Touchdowns, Both Teams, Game

*2	Kansas City (1) at Buffalo (1)	Sept. 11, 1966
	*NFL RECORD	

## KICKOFF RETURNS

### Most Kickoff Returns, Season

80	2008
77	2009
75	2004
70	1987, 2000
68	2005

### Fewest Kickoff Returns, Season

31	1973
34	1982 (9 games)
37	1962
38	1968, 1998
39	1992

### Most Kickoff Returns, Game

11	vs. Buffalo	Nov. 23, 2008
10	vs. Oakland	Nov. 2, 1967
	vs. Seattle	Sept. 20, 1987
9	vs. Pittsburgh	Nov. 10, 1985

## YARDS GAINED

### Most Kickoff Return Yards, Season

1,820	2004
1,716	2008
1,666	2009
1,591	2005
1,577	2003

### Fewest Kickoff Return Yards, Season

722	1992
723	1982 (9 games)
725	1973
736	1968
784	1990

### Most Kickoff Return Yards, Game

251	at Miami	Dec. 12, 1994
245	at San Diego	Oct. 15, 1967
236	vs. Pittsburgh	Nov. 10, 1985

## AVERAGE YARDAGE

### Highest Kickoff Return Average, Season

*29.91	(44-1,316)	2013
27.64	(53-1,465)	1961
26.59	(41-1,090)	1969
25.81	(37-955)	1962
	*NFL RECORD	

### Lowest Kickoff Return Average, Season

16.52	(56-925)	1988
17.04	(46-784)	1990
17.20	(54-929)	1983

## TOUCHDOWNS

### Most Kickoff Return Touchdowns, Season

2	1987, 1995, 2003, 2004, 2013
1	1961, 1963, 1967, 1969, 1986, 1994, 1996, 1997, 2002, 2005, 2009

### Most Kickoff Return Touchdowns, Game

1	21 times; Last at Washington	Dec. 8, 2013
---	------------------------------	--------------

## FUMBLES

### Most Fumbles, Season

42	1980
----	------

### Fewest Fumbles, Season

*7	2002
13	1982 (9 games), 2003
15	2010
17	1995, 1996, 2011
19	2001
	*NFL RECORD

### Most Fumbles, Game

*10	vs. Houston	Oct. 12, 1969
	*NFL RECORD	

### Most Fumbles, Both Teams, Game

*14	Kansas City (10) vs. Houston (4)	Oct. 12, 1969
	*NFL RECORD	

## FUMBLES LOST

### Most Fumbles Lost, Season

24	1981, 1987
21	1965, 1977

### Fewest Fumbles Lost, Season

*2	2002
4	1982 (9 games)
6	2003, 2010
8	1967, 1991, 2008
9	1992, 1999, 2001
	*NFL RECORD

### Most Fumbles Lost, Game

6	vs. Houston	Oct. 12, 1969
---	-------------	---------------

## TURNOVERS

(Number of times losing the ball on interceptions and fumbles)

### Most Turnovers, Season

47	1977
46	1981
41	1965, 1987, 1989
40	1964

### Fewest Turnovers, Season

*12	1982 (9 games)
14	2010
15	2002
18	2003, 2013
19	1990
	*NFL RECORD

### Most Turnovers, Game

9	vs. Buffalo	Oct. 17, 1965
	vs. Pittsburgh	Oct. 13, 1974
8	vs. San Diego	Sept. 20, 1981

### Most Turnovers, Both Teams, Game

16	Kansas City (7) vs. Houston (9)	Oct. 12, 1969
----	---------------------------------	---------------

## PENALTIES

### Fewest Penalties, Season

43	1982 (9 games)
52	1963
56	1964
61	1966

### Most Penalties, Season

*158	1998
127	1994
126	1999
122	1993, 1996
	*NFL RECORD

**Fewest Penalties, Game**

*0	vs. Buffalo	Oct. 2, 1966
	vs. Oakland	Dec. 8, 1974
1	23 times; Last at San Diego	Dec. 29, 2013

**Most Penalties, Game**

17	at Seattle	Nov. 8, 1998
15	vs. San Diego	Sept. 20, 1998
14	at Atlanta	Sept. 18, 1994
	at Denver	Oct. 17, 1994

**Fewest Penalties, Both Teams, Game**

1	Kansas City (0) vs. Buffalo (1)	Oct. 2, 1966
---	---------------------------------	--------------

**Most Penalties, Both Teams, Game**

30	Kansas City (17) at Seattle (13)	Nov. 8, 1998
27	Kansas City (12) at Oakland (15)	Nov. 7, 2010
26	Kansas City (7) vs. San Diego (19)	Oct. 16, 1997
	Kansas City (11) vs. Oakland (15)	Dec. 24, 2011
25	Kansas City (11) vs. Denver (14)	Sept. 20, 1993
24	Kansas City (13) at L.A. Raiders (11)	Oct. 9, 1983
	Kansas City (12) vs. L.A. Raiders (12)	Sept. 16, 1984
	Kansas City (10) vs. L.A. Raiders (14)	Dec. 13, 1987
	Kansas City (14) at Atlanta (10)	Sept. 18, 1994
	Kansas City (14) at Denver (10)	Oct. 17, 1994
	Kansas City (15) vs. San Diego (9)	Sept. 20, 1998
	Kansas City (10) at Oakland (14)	Oct. 23, 2011

**YARDS PENALIZED****Fewest Yards Penalized, Season**

371	1982 (9 games)
515	1974
577	2006
602	2001
604	1964

**Most Yards Penalized, Season**

*1,304	1998
	*NFL Record

**Fewest Yards Penalized, Game**

0	vs. Buffalo	Oct. 2, 1966
	vs. Oakland	Dec. 8, 1974
1	vs. San Diego	Dec. 22, 2002
3	vs. Buffalo	Sept. 11, 2011
5	11 times; Last at San Diego	Dec. 29, 2013

**Most Yards Penalized, Game**

154	vs. Oakland	Nov. 1, 1970
152	at Seattle	Nov. 8, 1998
141	at San Diego	Oct. 25, 1987

**Fewest Yards Penalized, Both Teams, Game**

10	Kansas City (10) vs. Boston (0)	Nov. 17, 1968
	Kansas City (0) vs. Oakland (10)	Dec. 8, 1974
	Kansas City (5) at Denver (5)	Dec. 7, 2008

**Most Yards Penalized, Both Teams, Game**

259	KC (141) at San Diego (118)	Oct. 25, 1987
258	KC (126) vs. L.A. Raiders (132)	Sept. 16, 1984

# DEFENSE

## SCORING

### Fewest Points Allowed, Season

170	1968
177	1969
184	1982 (9 games)
192	1973
208	1971

### Lowest Scoring Average, Season

12.1	(170 in 14 games)	1968
12.6	(177 in 14 games)	1969
13.7	(192 in 14 games)	1973
14.5	(232 in 16 games)	1997
14.9	(208 in 14 games)	1971

### Most Points Allowed, Season

440	2008
435	2004
425	2012
424	2009

### Highest Scoring Average, Season

27.5	(440 in 16 games)	2008
27.2	(435 in 16 games)	2004
26.9	(376 in 14 games)	1976
26.6	(425 in 16 games)	2012
26.5	(424 in 16 games)	2009

### Most Points Allowed, Game

54	vs. Buffalo	Nov. 23, 2008
51	at Seattle	Nov. 27, 1983 (OT)
50	at Buffalo	Oct. 3, 1976
49	at Oakland	Nov. 5, 2000
	at Denver	Nov. 14, 2010

### Most First-Half Points Allowed, Game

35	at San Diego	Oct. 25, 1987
	at Denver	Nov. 14, 2010
34	vs. Seattle	Dec. 11, 1977
31	Seven times, last at Pittsburgh	Oct. 15, 2006

### Fewest First-Half Points Allowed, Season

74	1969
95	1982 (9 games)
97	1965
101	1973
103	1968

### Most First-Quarter Points Allowed, Season

101	1998
95	1976, 2012
93	2009
92	1997
88	1987

### Fewest First-Quarter Points Allowed, Season

29	1963, 1969
30	1973
32	1970
33	1965, 1966
37	1984

### Most First-Quarter Points Allowed, Game

31	at Buffalo	Sept. 13, 1962
21	at Denver	Nov. 16, 1986
	at Denver	Nov. 14, 2010
17	vs. Oakland	Nov. 23, 1967
	at Denver	Oct. 27, 1996
	vs. Pittsburgh	Sept. 14, 2003
	at Denver	Sept. 26, 2005
	vs. San Diego	Sept. 30, 2012

### Most Second-Quarter Points Allowed, Season

152	2004
141	2008
135	1985
133	1999
127	1961, 1984

### Fewest Second-Quarter Points Allowed, Season

45	1969
55	1979, 1982 (9 games)
57	1968, 1992
59	1995
64	1965

### Most Second-Quarter Points Allowed, Game

28	vs. San Diego	Nov. 15, 1964
	vs. Oakland	Oct. 16, 1966
	at Baltimore	Dec. 21, 1980
	at Seattle	Nov. 4, 1984
	at Seattle	Sept. 11, 1988
24	at Oakland	Nov. 3, 1988

### Most Third-Quarter Points Allowed, Season

106	2008, 2012
103	2001
100	2009
98	1975
95	2011

### Fewest Third-Quarter Points Allowed, Season

22	1971
29	1995
31	1982 (9 games)
34	1974
35	1973

### Most Third-Quarter Points Allowed, Game

28	at Houston	Oct. 24, 1965
22	at Boston	Nov. 18, 1960
21	Nine times; Last at Baltimore	Sept. 13, 2009

### Most Fourth-Quarter Points Allowed, Season

139	1961
130	1983, 2002
129	2004
127	1976
121	1985

### Fewest Fourth-Quarter Points Allowed, Season

27	1968
44	1997
54	2013
56	1973
57	1960, 1962, 1981

### Most Fourth-Quarter Points Allowed, Game

24	at New Orleans	Sept. 8, 1985
22	vs. Denver	Nov. 1, 1964
21	12 times; Last at San Diego	Nov. 1, 2012

### Most Second-Half Points Allowed, Game

38	at Houston	Oct. 24, 1965
37*	at Seattle	Nov. 27, 1983
35	vs. San Diego	Oct. 20, 1963
	vs. Pittsburgh	Nov. 7, 1976
31	at Miami	Sept. 22, 1985
	at Miami	Dec. 12, 1994
	vs. San Diego	Nov. 24, 2013

\*Includes three in OT

### Fewest Second-Half Points Allowed, Season

67	1968
89	1982 (9 games)
91	1973, 1997
96	1971
101	1972

### Fewest Touchdowns Allowed, Season

18	1968
19	1969
21	1971

### Most Touchdowns Allowed, Season

53	2004
51	1976
49	2008
48	2009
47	2012

### Most Touchdowns Allowed, Game

7	at Buffalo	Oct. 3, 1976
	at Oakland	Nov. 5, 2000
	at Denver	Nov. 14, 2010
6	15 times; Last at Detroit	Sept. 18, 2011

### Most Shutouts, Season

3	1960
2	1967, 1969

### Most Consecutive Shutouts

2	1960	Dec. 4-11, 1960
---	------	-----------------

**Most Games Allowed 10 Points or Less, Season**

9 1968  
 7 1969  
 6 1973, 1979, 1990, 1995

**Most Consecutive Games Allowed 10 Points or Less**

5 1968  
 3 1960, 1968, 1995, 1997

**Largest Opponent Comeback Victories**

Opponent	Deficit	Final	Date
21 vs. Tampa Bay	24-3	27-30 (OT)	Nov. 2, 2008
18 vs. Philadelphia	24-6	31-37	Oct. 2, 2005
vs. San Diego	21-3	21-22	Dec. 14, 2008
17 at Houston	17-0	36-38	Oct. 24, 1965
at Chicago	17-0	27-28	Nov. 13, 1977
vs. L.A. Raiders	17-0	17-24	Oct. 5, 1986
at San Diego	34-17	37-38	Nov. 22, 1998
vs. Oakland	17-0	38-41 (OT)	Jan. 2, 2000

**FIRST DOWNS****Fewest First Downs Allowed, Season**

170 1982 (9 games)  
 181 1969  
 200 1965  
 204 1964

**Most First Downs Allowed, Season**

367 2002  
 344 1987, 2008  
 336 1985  
 335 1984

**Fewest First Downs Allowed, Game**

5 vs. Oakland Dec. 7, 1997  
 6 at Boston Sept. 21, 1969  
 vs. Boston Oct. 11, 1970  
 at Chicago Dec. 29, 1990  
 7 10 times; Last at Washington Oct. 18, 2009

**Most First Downs Allowed, Game**

35 vs. San Diego Oct. 19, 1986  
 34 at Denver Nov. 18, 1974  
 at Cleveland Oct. 30, 1977

**Fewest Rushing First Downs Allowed, Season**

52 1968  
 53 1969  
 67 1965

**Most Rushing First Downs Allowed, Season**

169 1977  
 162 1988  
 149 1975

**Fewest Rushing First Downs Allowed, Game**

\*0 vs. Houston Dec. 4, 1960  
 vs. Buffalo Dec. 3, 1967  
 at Denver Oct. 3, 1971  
 at Oakland Dec. 3, 1995  
 vs. Oakland Dec. 7, 1997  
 vs. St. Louis Dec. 8, 2002  
 vs. N.Y. Jets Sept. 11, 2005  
 1 19 times; Last vs. Oakland Dec. 24, 2011  
 \*NFL RECORD

**Most Rushing First Downs Allowed, Game**

21 vs. Pittsburgh Nov. 7, 1976  
 20 at Oakland Dec. 28, 2002  
 19 at Cleveland Oct. 30, 1977

**Fewest Passing First Downs Allowed, Season**

92 1982 (9 games)  
 95 1973  
 111 1969, 1970

**Most Passing First Downs Allowed, Season**

227 2002  
 202 2000  
 195 2008  
 192 1984  
 190 2004

**Fewest Passing First Downs Allowed, Game**

\*0 at Houston Oct. 9, 1988  
 vs. San Diego Sept. 20, 1998  
 2 8 times; Last at Denver Jan. 1, 2012  
 \*NFL RECORD

**Most Passing First Downs Allowed, Game**

25 at Denver Nov. 18, 1974  
 at Denver Nov. 14, 2010  
 22 at Cincinnati Dec. 6, 1987  
 vs. Philadelphia Oct. 2, 2005

**Fewest Penalty First Downs Allowed, Season**

9 1982 (9 games)  
 11 1964  
 13 1980

**Most Penalty First Downs Allowed, Season**

\*56 1998  
 40 2004  
 36 1993  
 33 1987  
 \*NFL RECORD

**Most Penalty First Downs Allowed, Game**

7 2 times; Last N.Y. Jets Dec. 11, 2011  
 6 8 times; Last at New Orleans Nov. 14, 2004

**NET YARDS ALLOWED  
RUSHING AND PASSING****YARDS ALLOWED****Fewest Yards Allowed, Season**

2,733 1982 (9 games)  
 3,163 1969  
 3,575 1973  
 3,667 1970  
 3,749 1965

**Most Yards Allowed, Season**

6,291 2008  
 6,248 2002  
 6,211 2009  
 6,037 2004  
 5,885 2013

**Fewest Yards Allowed, Game**

89 vs. Seattle Dec. 24, 1995  
 91 vs. Houston Oct. 12, 1969  
 93 vs. Oakland Dec. 7, 1997  
 100 at Boston Sept. 21, 1969  
 105 vs. Boston Dec. 14, 1963  
 vs. Boston Oct. 11, 1970

**Most Yards Allowed, Game**

563 vs. Houston Dec. 16, 1990  
 542 at N.Y. Jets Oct. 2, 1988 (OT)  
 at Tennessee Dec. 13, 2004  
 539 at Oakland Nov. 3, 1968  
 vs. Oakland Oct. 3, 1977  
 535 vs. Denver Dec. 1, 2013

**PLAYS ALLOWED****Fewest Plays Allowed, Season**

556 1982 (9 games)  
 808 1969  
 813 1971

**Most Plays Allowed, Season**

1,159 1984  
 1,126 1985  
 1,102 1981

**Fewest Plays Allowed, Game**

39 vs. Houston Oct. 22, 1967  
 vs. Oakland Dec. 7, 1997  
 40 vs. Cincinnati Oct. 13, 1968  
 at Boston Sept. 21, 1969

**Most Plays Allowed, Game**

97 at N.Y. Jets Oct. 2, 1988 (OT)  
 95 vs. San Diego Oct. 19, 1986  
 91 vs. Chicago Nov. 8, 1981

**RUSHING****ATTEMPTS ALLOWED****Fewest Rushing Attempts Allowed, Season**

279 1982 (9 games)  
 316 1969  
 343 1967

**Most Rushing Attempts Allowed, Season**

634 1977  
609 1988  
601 1978

**Fewest Rushing Attempts Allowed, Game**

9 at Oakland Dec. 5, 2004  
11 at New Orleans Sept. 4, 1994  
at Oakland Dec. 3, 1995  
12 at N.Y. Jets Nov. 27, 1966  
at Seattle Nov. 28, 2010

**Most Rushing Attempts Allowed, Game**

65 at Buffalo Oct. 29, 1973  
62 at Tampa Bay Dec. 16, 1979  
61 at Oakland Dec. 8, 1973  
vs. Chicago Nov. 8, 1981

**YARDS ALLOWED****Fewest Rushing Yards Allowed, Season**

980 1960  
1,066 1982 (9 games)  
1,091 1969

**Fewest Rushing Yards Per Game Allowed, Season**

70.0 (980 in 14 games) 1960  
77.9 (1,091 in 14 games) 1969  
82.9 (1,327 in 16 games) 1995

**Most Rushing Yards Allowed, Season**

2,971 1977  
2,861 1976  
2,712 1975

**Most Rushing Yards Per Game Allowed, Season**

211.8 (2,971 in 14 games) 1977  
204.4 (2,861 in 14 games) 1976  
193.7 (2,712 in 14 games) 1975

**Fewest Rushing Yards Allowed, Game**

-27 vs. Houston Dec. 4, 1960  
3 at San Diego Nov. 19, 1961  
8 at Oakland Dec. 3, 1995

**Most Rushing Yards Allowed, Game**

351 vs. Cleveland Dec. 20, 2009  
332 vs. Tennessee Oct. 19, 2008  
330 vs. Pittsburgh Nov. 7, 1976  
322 at Cleveland Oct. 30, 1977  
300 vs. Oakland Sept. 14, 2008

**Fewest Individual 100-Yard Games Allowed, Season**

0 1960, 1969, 1971, 1981, 1995

**Most Individual 100-Yard Games Allowed, Season**

9 2003  
8 1976, 1977, 2007

**TOUCHDOWNS ALLOWED****Fewest Rushing Touchdowns Allowed, Season**

4 1968  
6 1969, 1971  
7 1982 (9 games), 1995, 2013

**Most Rushing Touchdowns Allowed, Season**

25 2008  
24 1975, 1976  
23 1977, 1988

**Most Rushing Touchdowns Allowed, Game**

5 vs. Pittsburgh Nov. 7, 1976  
at Denver Dec. 7, 2003  
4 6 times; Last vs Tennessee Oct. 19, 2008

**PASSING****ATTEMPTS ALLOWED****Fewest Pass Attempts Allowed, Season**

262 1982 (9 games)  
324 1973  
325 1975  
333 1977

**Most Pass Attempts Allowed, Season**

616 2002  
596 1995  
592 2013  
586 1984  
581 2010

**Fewest Pass Attempts Allowed, Game**

8 vs. Denver Nov. 13, 2011  
9 at N.Y. Jets Nov. 7, 1971  
vs. Oakland Dec. 8, 1974  
10 vs. L.A. Raiders Sept. 16, 1973  
at San Diego Dec. 18, 1988

**Most Pass Attempts Allowed, Game**

65 vs. San Diego Oct. 19, 1986  
61 vs. Seattle Sept. 29, 1985  
60 at Oakland Oct. 5, 1980

**COMPLETIONS ALLOWED****Fewest Pass Completions Allowed, Season**

155 1982 (9 games)  
157 1973  
175 1977  
186 1972, 1975  
195 1970

**Most Pass Completions Allowed, Season**

403 2002  
348 2008  
334 2013  
332 1985, 2003  
329 1984, 1995

**Fewest Pass Completions Allowed, Game**

1 vs. San Diego Sept. 20, 1998  
2 vs. Denver Nov. 13, 2011  
3 vs. Houston Oct. 22, 1967  
at N.Y. Jets Nov. 7, 1971  
vs. Oakland Dec. 8, 1974  
4 at San Diego Nov. 2, 1986  
at Houston Oct. 9, 1988

**Most Pass Completions Allowed, Game**

39 at New England Sept. 22, 2002  
37 vs. San Diego Dec. 22, 1985  
vs. San Diego Oct. 19, 1986  
35 vs. Oakland Oct. 27, 2002  
34 vs. L.A. Raiders Sept. 12, 1985  
vs. San Diego Dec. 14, 2008

**YARDS ALLOWED****Fewest Passing Yards Allowed, Season**

1,619 1973  
1,667 1982 (9 games)  
1,942 1973  
2,010 1970

**Most Passing Yards Allowed, Season**

4,203 2004  
4,181 2002  
3,962 2013  
3,777 2010  
3,748 2008

**Fewest Passing Yards Allowed, Game**

-19 vs. San Diego Sept. 20, 1998  
9 vs. N.Y. Jets Nov. 7, 1971  
12 vs. Oakland Dec. 8, 1974

**Most Passing Yards Allowed, Game**

499 vs. Houston Dec. 16, 1990  
472 vs. Indianapolis Oct. 31, 2004  
469 at Oakland Nov. 3, 1968

**Fewest Individual 300-Yard Games Allowed, Season**

0 1962, 1970, 1971, 1972, 1973, 1974, 1977,  
1978, 1988, 2000

**Most Individual 300-Yard Games Allowed, Season**

8 2002

**TOUCHDOWNS ALLOWED****Fewest Passing Touchdowns Allowed, Season**

10 1969  
11 1971, 1973  
12 1982 (9 games), 1988

**Most Passing Touchdowns Allowed, Season**

32 2004  
29 2012  
27 2002  
25 1964, 1976, 1980, 1987, 2000, 2005, 2009, 2013  
24 1999



**Most Passing Touchdowns Allowed, Game**

5	vs. Indianapolis	Oct. 31, 2004
	at Denver	Nov. 14, 2010
	vs. Denver	Dec. 1, 2013
4	16 times; Last at Detroit	Sept. 18, 2011

**SACKS****Most Seasons Leading League**

4	1960, 1965, 1969, 1990
---	------------------------

**Most Sacks, Season**

60.0	1990
54.0	1997
51.0	2000
50.0	1984, 1992

**Fewest Sacks, Season**

*10.0	2008
15.0	1982 (9 games)
22.0	1976, 2009
23.0	1988
*NFL RECORD	

**Most Sacks, Game**

11.0	vs. Cleveland	Sept. 30, 1984
10.0	vs. Oakland	Sept. 6, 1998
9.0	at Buffalo	Nov. 2, 1969
	vs. Seattle	Nov. 11, 1990
	vs. Oakland	Oct. 13, 2013

**Most Opponents Yards Lost Attempting to Pass, Season**

439	1968
-----	------

**Fewest Opponents Yards Lost Attempting to Pass, Season**

62	2008
120	1982 (9 games)
137	2009

**INTERCEPTIONS BY****Most Consecutive Seasons Leading League**

5	1966-70
---	---------

**Most Passes Intercepted By, Season**

37	1968
33	1966
32	1960, 1962, 1969

**Fewest Passes Intercepted By, Season**

7	2012
11	1987
12	1982 (9 games), 1994

**Most Passes Intercepted By, Game**

7	at San Diego	Dec. 8, 1968
6	7 times; Last at Oakland	Oct. 23, 2011

**Most Consecutive Games, One or More****Interceptions By**

23	1967-69
18	1966-67
16	1982-83

**RETURN YARDS****Most Yards Returning Interceptions, Season**

596	1969
578	1967
567	1986

**Fewest Yards Returning Interceptions, Season**

119	2012
124	2006
140	1987

**Most Yards Returning Interceptions, Game**

188	vs. N.Y. Titans	Dec. 17, 1961
142	vs. L.A. Raiders	Oct. 28, 1991
136	vs. Seattle	Dec. 11, 1977

**TOUCHDOWNS****Most Touchdowns Returning Interceptions, Season**

6	1992
5	1972, 1974, 1999, 2013
4	1960, 1967, 1986, 1997

**Most Touchdowns Returning Interceptions, Game**

2	vs. N.Y. Titans	Dec. 17, 1961
	at Denver	Oct. 1, 1972
	at Denver	Dec. 19, 1982
	vs. San Diego	Oct. 19, 1986
	vs. Denver	Dec. 27, 1992
	at Baltimore	Oct. 21, 1999
	at Denver	Jan. 3, 2010
	at Oakland	Oct. 23, 2011

**Most Touchdowns Returning Interceptions, Both Teams, Game**

*4	Kansas City (0) at Seattle (4)	Nov. 4, 1984
3	Kansas City (2) vs. San Diego (1)	Oct. 19, 1986
*NFL RECORD		

**OPPONENTS INTERCEPTIONS****YARDS GAINED****Most Yards, Interception Returns****Opponents, Season**

688	1984
-----	------

**Most Yards Interception Returns, Opponent, Game**

*325	at Seattle	Nov. 4, 1984
*NFL RECORD		

**TOUCHDOWNS****Most Touchdowns Returning Interceptions****Opponents, Season**

7	1984
---	------

**Most Touchdowns Returning Interceptions****Opponent, Game**

*4	at Seattle	Nov. 4, 1984
*NFL RECORD		

**PUNTING****Most Opponents Punts, Season**

102	1995
98	1999
94	1969

**Fewest Opponents Punts, Season**

38	1982 (9 games)
50	2008
55	1962

**Lowest Opponents Average Distance, Season**

37.0	1986, 1990
38.6	1982 (9 games)
38.9	1981

**Highest Opponents Average Distance, Season**

47.6	2011
46.8	2012
46.6	2013
45.7	2005
45.2	2010

**Most Opponents Punts Blocked, Season**

6	1990
4	1986
3	1963, 1982
2	1966, 1979, 1980, 1989, 1997, 2001, 2002, 2006

**Most Opponents Punts Blocked, Game**

3	vs. Denver	Dec. 8, 1963
2	at Seattle	Sept. 30, 1979
2	vs. Cleveland	Sept. 30, 1990

**PUNT RETURNS****Fewest Opponents Punt Returns, Season**

22	1982 (9 games)
23	2005
24	2004
26	1962
27	1991, 2002, 2012

**Most Opponents Punt Returns, Season**

60	1984
55	1974, 1976
54	1983

**Most Opponents Punt Returns, Game**

9 at Cincinnati Nov. 24, 1974

**Fewest Punt Return Yards Allowed, Season**179 2005  
190 1991  
219 1962  
220 1968**Most Punt Return Yards Allowed, Season**702 1977  
634 1974  
572 1986**Most Punt Return Yards Allowed, Game**

170 at San Diego Sept. 26, 1965

**Lowest Punt Return Average Allowed, Season**6.37 (46-293) 1981  
6.43 (49-315) 1979  
6.47 (38-246) 2013**Highest Punt Returns Average Allowed, Season**15.36 (22-338) (9 games) 1982  
14.93 (29-433) 1965  
14.04 (50-702) 1977**Most Punt Returns Touchdowns Allowed, Season**

2 1982, 1990, 2004, 2012

**KICKOFF RETURNS****Fewest Opponents Kickoff Returns, Season**25 2011  
27 2012  
40 1973, 2013  
42 1982 (9 games)  
43 1972, 2013**Most Opponents Kickoff Returns, Season**88 2002  
87 2003  
85 2004  
84 1966**Fewest Kickoff Return Yards Allowed, Season**605 2011  
690 2012  
794 1982 (9 games)  
958 1977**Most Kickoff Return Yards Allowed, Season**2,053 2005  
2,045 1966  
2,043 2003  
1,908 2004  
1,880 2002**Most Kickoff Return Yards Allowed, Game**289 at Denver Sept. 7, 1963  
278 vs. Cleveland Dec. 20, 2009**Lowest Kickoff Return Average Allowed, Season**17.17 (81-1,391) 1990  
18.00 (71-1,278) 1986  
18.80 (64-1,203) 1992**Highest Kickoff Return Average Allowed, Season**25.78 (40-1,031) 1973  
25.56 (27-690) 2012  
25.37 (54-1,370) 1974**Most Kickoff Return Touchdowns Allowed, Season**2 1988  
1989  
2009**BLOCKED FIELD GOALS****Most Blocked Field Goals, Season**6 1960  
5 1966  
4 1962, 1965, 1973  
3 1963, 1967, 1996  
2 1982 (9 games), 1986, 1992, 1993, 2003**Most Blocked Field Goals, Game**3 at San Diego Oct. 15, 1967  
2 vs. Buffalo Dec. 18, 1960  
at Oakland Nov. 3, 1963  
at Oakland Sept. 18, 1966  
at San Diego Oct. 15, 1967  
at Green Bay Oct. 4, 1973  
at San Diego Oct. 17, 1993  
at San Diego Nov. 30, 2003**FUMBLES****Fewest Opponents Fumbles, Season**16 1971  
18 1984, 2011  
19 2000, 2012**Fewest Opponents Fumbles Recovered, Season**6 2011, 2012  
7 1971  
8 1966, 2004, 2007  
9 2010  
10 1982 (9 games), 1996**Most Opponents Fumbles, Season**42 1981  
40 1975  
39 1977**Most Opponents Fumbles Recovered, Season**26 1994  
25 1990  
23 1977**TURNOVERS****Fewest Opponents Turnovers, Season**13 2012  
21 2004  
22 1982 (9 games), 2007  
23 2010  
26 2001, 2011**Most Opponents Turnovers, Season**51 1983  
49 1962, 1968, 1986**Most Opponents Turnovers, Game**9 vs. Houston Oct. 28, 1962  
vs. Houston Oct. 12, 1969  
vs. St. Louis Oct. 2, 1983**Best Turnover Ratio, Season**+26 (45 takes/19 gives) 1990  
+22 (49 takes/27 gives) 1968  
+21 (45 takes/21 gives) 1999  
+18 (49 takes/31 gives) 1962  
(39 takes/21 gives) 1992  
(36 takes/18 gives) 2013**Worst Turnover Ratio, Season**-24 (13 takes/37 gives) 2012  
-13 (28 takes/41 gives) 1987  
-11 (22 takes/33 gives) 2007  
-8 (33 takes/41 gives) 1965  
-8 (33 takes/41 gives) 1989

# OPPONENT SINGLE GAME INDIVIDUAL RECORDS

## Pass Attempts (All 50+)

58	Mark Hermann, San Diego	Dec. 22, 1985
56	Kyle Orton, Denver	Jan. 3, 2010
55	Rich Gannon, Oakland	Oct. 27, 2002
54	Steve DeBerg, Tampa Bay	Oct. 28, 1984
	Tom Brady, New England	Sept. 22, 2002
52	Jim Plunkett, Oakland	Oct. 5, 1980
50	Brian Griese, Denver	Oct. 20, 2002

## Pass Completions (All 30+)

39	Tom Brady, New England	Sept. 22, 2002
37	Mark Hermann, San Diego	Dec. 22, 1985
35	Rich Gannon, Oakland	Oct. 27, 2002
34	Jim Plunkett, Oakland	Sept. 12, 1985
	Philip Rivers, San Diego	Dec. 14, 2008
33	Drew Bledsoe, New England	Dec. 4, 2000
	Donovan McNabb, Philadelphia	Oct. 2, 2005
32	Jay Cutler, Denver	Dec. 7, 2008
	Ben Roethlisberger, Pittsburgh	Nov. 22, 2009
	Kyle Orton, Denver	Jan. 3, 2010
31	Jim Zorn, Seattle	Sept. 27, 1981
	Rich Gannon, Oakland	Sept. 9, 2001
	Marc Bulger, St. Louis	Nov. 5, 2006
	Jeff Garcia, Tampa Bay	Nov. 2, 2008
30	Dan Fouts, San Diego	Oct. 14, 1984
	Tony Romo, Dallas	Sept. 15, 2013

## Passing Yards (All 400+)

527	Warren Moon, Houston	Dec. 16, 1990
472	Peyton Manning, Indianapolis	Oct. 31, 2004
445	Charley Johnson, Denver	Nov. 18, 1974
431	Kyle Orton, Denver	Jan. 3, 2010
426	Billy Volek, Tennessee	Dec. 13, 2004
413	Pete Beathard, Houston	Sept. 9, 1968
410	Tom Brady, New England	Sept. 22, 2002
403	Peyton Manning, Denver	Dec. 1, 2013
400	John Elway, Denver	Dec. 6, 1998

## Touchdown Passes

5	George Blanda, Houston	Oct. 24, 1965
	Peyton Manning, Indianapolis	Oct. 31, 2004
	Peyton Manning, Denver	Dec. 1, 2013

## Interceptions Thrown

6	John Hadl, San Diego	Dec. 8, 1968
5	George Blanda, Houston	Oct. 28, 1962
	John Hadl, San Diego	Dec. 16, 1962
	Babe Parilli, Boston	Dec. 14, 1963
	George Blanda, Houston	Oct. 4, 1964
	Pete Beathard, Houston	Oct. 12, 1969
	Marty Domres, San Diego	Nov. 9, 1969
	Alan Pastrana, Denver	Dec. 6, 1970
	James Harris, San Diego	Nov. 26, 1978
	Jim Plunkett, Oakland	Oct. 5, 1980
	Jim Zorn, Seattle	Nov. 9, 1980
	Dave Krieg, Seattle	Dec. 9, 1984
	John Elway, Denver	Dec. 14, 1985

## Long Pass (All 80+)

90	N. Johnson to R. Upchurch, Denver	Sept. 21, 1975
89	J. Kemp to E. Dubeinco, Buffalo	Oct. 13, 1963
87	S. McNair to M. Clayton, Baltimore	Dec. 10, 2006
	M. Hasselbeck to B. Obomanu, SEA	Nov. 28, 2010
82	J. Lee to A. Denson, Denver	Nov. 1, 1964
	D. Lamonica to F. Biletnikoff, Oakland	Nov. 3, 1968
	B. Griese to S. Sharpe, Denver	Oct. 20, 2002
80	J. Lee to B. Groman	Oct. 22, 1961
	S. Wyche to B. Trumpy	Sept. 28, 1969

## Pass Receptions

16	Troy Brown, New England	Sept. 22, 2002
14	Kellen Winslow, San Diego	Dec. 11, 1983
	Jabar Gaffney, Denver	Jan. 3, 2010
13	Joe Washington, Baltimore	Sept. 2, 1979
	Terrance Mathis, Atlanta	Sept. 18, 1994
	Tim Brown, Oakland	Oct. 27, 2002
	Steven Jackson, St. Louis	Nov. 5, 2006

## Receiving Yards (All 200+)

250	Miles Austin, Dallas	Oct. 11, 2009
245	Haywood Jeffries, Houston	Dec. 16, 1990
233	Drew Bennett, Tennessee	Dec. 13, 2004
232	Lance Alworth, San Diego	Oct. 20, 1963
214	Shannon Sharpe, Denver	Oct. 20, 2002
213	Jabar Gaffney, Denver	Jan. 3, 2010

203 Don Maynard, N.Y. Jets Sept. 15, 1968

## Touchdown Receptions

4	Eric Decker, Denver	Dec. 1, 2013
3	Bob Chandler, Buffalo	Oct. 3, 1976
	Kellen Winslow, San Diego	Dec. 11, 1983
	Shannon Sharpe, Denver	Dec. 12, 1993
	Drew Bennett, Tennessee	Dec. 13, 2004
	Antonio Gates, San Diego	Oct. 30, 2005

## Rushing Attempts

39	O.J. Simpson, Buffalo	Oct. 29, 1973
	Ricky Bell, Tampa Bay	Dec. 16, 1979
	Marion Butts, San Diego	Dec. 17, 1989

## Rushing Yards (All 200+)

286	Jerome Harrison, Cleveland	Dec. 20, 2009
220	Tiki Barber, N.Y. Giants	Dec. 17, 2005
218	Clinton Portis, Denver	Dec. 7, 2003
217	Gary Anderson, San Diego	Dec. 18, 1988
214	Greg Pruitt, Cleveland	Dec. 14, 1975
207	Curt Warner, Seattle	Nov. 27, 1983 (OT)

## Rushing Touchdowns

5	Clinton Portis, Denver	Dec. 7, 2003
3	Jon Keyworth, Denver	Nov. 18, 1974
	Greg Pruitt, Cleveland	Dec. 14, 1975
	Pete Banaszak, Oakland	Dec. 21, 1975
	Walter Payton, Chicago	Nov. 13, 1977
	Curt Warner, Seattle	Nov. 27, 1983 (OT)
	Marcus Allen, L.A. Raiders	Nov. 25, 1990
	Rodney Hampton, N.Y. Giants	Dec. 19, 1992
	Terrell Davis, Denver	Dec. 6, 1998
	Curtis Martin, N.Y. Jets	Nov. 11, 2001
	Clinton Portis, Denver	Dec. 15, 2002
	Onterio Smith, Minnesota	Dec. 20, 2003
	Michael Pittman, Tampa Bay	Nov. 7, 2004
	Michael Turner, Atlanta	Sept. 21, 2008
	LenDale White, Tennessee	Oct. 19, 2008
	Jerome Harrison, Cleveland	Dec. 20, 2009

## Long Run (All 80+)

87	Paul Lowe, San Diego	Sept. 10, 1961
85	LaDainian Tomlinson, San Diego	Dec. 17, 2006
80	LenDale White, Tennessee	Oct. 19, 2008

## Total Touchdowns

5	Clinton Portis, Denver	Dec. 7, 2003
4	Clinton Portis, Denver	Dec. 15, 2002
	Eric Decker, Denver	Dec. 1, 2013

## Interceptions Made

4	Deltha O'Neal, Denver	Oct. 7, 2001
3	David Fulcher, Cincinnati	Oct. 1, 1989

## Long Interception Return (All 100+)

102	Marcus Coleman, Houston	Sept. 26, 2004
101	Tony Greene, Buffalo	Oct. 3, 1976
100	Speedy Duncan, San Diego	Oct. 15, 1967

## Long Punt Return

95	Johnny Bailey, Chicago	Dec. 29, 1990
----	------------------------	---------------

## Long Kickoff Return (All 100+)

103	Joshua Cribbs, Cleveland	Dec. 20, 2009
100	Nemiah Wilson, Denver	Oct. 8, 1966
	Joshua Cribbs, Cleveland	Dec. 20, 2009

## Long Punt (All 80+)

83	Chris Norman, Denver	Sept. 23, 1984
82	Paul Maguire, San Diego	Nov. 5, 1961

## Long Field Goal (All 55+)

57	Sebastian Janikowski, Oakland	Dec. 16, 2012
56	Sebastian Janikowski, Oakland	Sept. 14, 2008
	Matt Prater, Denver	Sept. 28, 2008
55	John Kasay, Seattle	Jan. 2, 1994
	Kris Brown, Pittsburgh	Oct. 14, 2001
	Sebastian Janikowski, Oakland	Nov. 25, 2007
	Nate Kaeding, San Diego	Nov. 29, 2009

## Times Sacked (All 10.0+)

11.0	Paul McDonald, Cleveland	Sept. 30, 1984
10.0	Jeff George, Oakland	Sept. 6, 1998

## Touchdowns On Interception Returns

2	Dave Brown, Seattle	Nov. 4, 1984
---	---------------------	--------------

## Fumbles

6	Dave Krieg, Seattle	Nov. 5, 1989
---	---------------------	--------------

# ALL-TIME POSTSEASON RECORDS



## INDIVIDUAL

### SERVICE

#### Most Games Played, Career

10	John Alt	1984-96
	Tim Grunhard	1990-00
	Dave Szott	1990-00
	Derrick Thomas	1989-99
9	Dan Saleaumua	1989-96
	Tracy Simien	1991-97
	Neil Smith	1988-96
8	Len Dawson	1962-75
	Jonathan Hayes	1985-93
	Nick Lowery	1980-93
	Johnny Robinson	1960-71
	Kevin Ross	1984-93, '97
	Jim Tyrer	1961-73
	Jerrel Wilson	1963-77
	Will Shields	1993-06

### SCORING

#### POINTS

#### Most Points, Career

37	Nick Lowery (8 games - 8 FGs, 13 PATs)	1980-93
35	Jan Stenerud (5 games - 9 FGs, 8 PATs)	1967-79
18	Mike Garrett (6 games - 3 TDs)	1966-70
	Marcus Allen (6 games - 3 TDs)	1993-97

#### Most Points, Game

14	Ryan Succop at Indianapolis	Jan. 4, 2014
12	Abner Haynes vs. Houston	Dec. 23, 1962
	Mike Garrett at Buffalo	Jan. 1, 1967
	Ed Podolak vs. Miami	Dec. 25, 1971
	Dante Hall vs. Indianapolis	Jan. 11, 2004
	Priest Holmes vs. Indianapolis	Jan. 11, 2004
11	Jan Stenerud vs. Minnesota	Jan. 11, 1970

#### TOUCHDOWNS

#### Most Touchdowns, Career

3	Marcus Allen (6 games)	1993-97
	Mike Garrett (6 games)	1966-70

#### Most Touchdowns, Game

2	Abner Haynes vs. Houston	Dec. 23, 1962
	Mike Garrett at Buffalo	Jan. 1, 1967
	Ed Podolak vs. Miami	Dec. 25, 1971
	Dante Hall vs. Indianapolis	Jan. 11, 2004
	Priest Holmes vs. Indianapolis	Jan. 11, 2004
	Knile Davis at Indianapolis	Jan. 4, 2014

#### POINTS AFTER TOUCHDOWN

#### Most Points After Touchdown, Career

13	Nick Lowery (8 games - 14 Att.)	1980-93
8	Jan Stenerud (5 games - 8 Att.)	1967-79
6	Ryan Succop (2 games - 6 Att.)	2009-13
5	Mike Mercer (2 games - 5 Att.)	1966

#### Most Points After Touchdown, Game

5	Ryan Succop at Indianapolis (5 Att.)	Jan. 4, 2014
4	Mike Mercer at Buffalo (4 Att.)	Jan. 1, 1967
	Nick Lowery at Houston (4 Att.)	Jan. 16, 1994
	Morten Andersen vs. IND (4 Att.)	Jan. 11, 2004

#### Most Points After Touchdown, No Misses, Career

8	Jan Stenerud (5 games)	
---	------------------------	--

#### FIELD GOALS

#### Most Field Goals Attempted, Career

17	Jan Stenerud (5 games - 17 Att.)	1967-79
12	Nick Lowery (8 games - 12 Att.)	1980-93

#### Most Field Goals Attempted, Game

5	Jan Stenerud vs. N.Y. Jets	Dec. 20, 1969
4	Nick Lowery vs. Miami	Jan. 5, 1991

#### Most Field Goals, Career

9	Jan Stenerud (5 games - 17 Att.)	1967-79
8	Nick Lowery (8 games - 12 Att.)	1980-93

#### Most Field Goals, Game

3	Jan Stenerud vs. Minnesota	Jan. 11, 1970
	Nick Lowery at Miami	Jan. 5, 1991
	Ryan Succop at Indianapolis	Jan. 4, 2014

#### Longest Field Goal

48	Jan Stenerud vs. Minnesota	Jan. 11, 1970
43	Ryan Succop at Indianapolis	Jan. 4, 2014
42	Ryan Succop at Indianapolis	Jan. 4, 2014
38	Nick Lowery at Miami	Jan. 5, 1991
32	Mike Mercer at Buffalo	Jan. 1, 1967
	Jan Stenerud vs. Minnesota	Jan. 11, 1970
	Nick Lowery vs. Pittsburgh	Jan. 8, 1994

### RUSHING

#### ATTEMPTS

#### Most Rushing Attempts, Career

100	Marcus Allen (6 games)	1993-97
61	Mike Garrett (6 games)	1966-70
59	Barry Word (4 games)	1990-92
51	Wendell Hayes (5 games)	1968-74
41	Curtis McClinton (3 games)	1962-69

#### Most Rushing Attempts, Game

33	Barry Word vs. L.A. Raiders	Dec. 28, 1991
24	Curtis McClinton vs. Houston	Dec. 23, 1962
	Priest Holmes vs. Indianapolis	Jan. 11, 2004
22	Wendell Hayes vs. Miami	Dec. 25, 1971
21	Marcus Allen vs. Pittsburgh	Jan. 8, 1994
	Marcus Allen vs. Indianapolis	Jan. 7, 1996

#### YARDS GAINED

#### Most Rushing Yards Gained, Career

386	Marcus Allen (6 games)	1993-97
208	Wendell Hayes (5 games)	1968-74
197	Barry Word (4 games)	1990-92
186	Mike Garrett (6 games)	1966-70
176	Priest Holmes (1 game)	2001-07

#### Most Rushing Yards Gained, Game

176	Priest Holmes vs. Indianapolis	Jan. 11, 2004
130	Barry Word vs. L.A. Raiders	Dec. 28, 1991
100	Wendell Hayes vs. Miami	Dec. 25, 1971
94	Marcus Allen vs. Indianapolis	Jan. 7, 1996
85	Ed Podolak vs. Miami	Dec. 25, 1971

#### Most Games, 100 or More Rushing Yards, Career

1	Wendell Hayes (5 games)	1968-74
	Barry Word (3 games)	1990-92
	Priest Holmes (1 game)	2001-07

#### Longest Run From Scrimmage

48	Priest Holmes vs. Indianapolis	Jan. 11, 2004
41	Jamaal Charles vs. Baltimore	Jan. 9, 2011
33	Jack Spikes vs. Houston	Dec. 23, 1962
32	Ed Podolak vs. Miami	Dec. 25, 1971
26	Christian Okoye at Miami	Jan. 5, 1991

#### TOUCHDOWNS

#### Most Rushing Touchdowns, Career

3	Marcus Allen (6 games)	1993-97
	Mike Garrett (6 games)	1966-70

#### Most Rushing Touchdowns, Game

2	Mike Garrett at Buffalo	Jan. 1, 1967
	Priest Holmes vs. Indianapolis	Jan. 11, 2004

### PASSING

#### ATTEMPTS

#### Most Passes Attempted, Career

188	Len Dawson (8 games)	1962-75
141	Joe Montana (4 games)	1993-94
64	Dave Krieg (4 games)	1992-93
54	Trent Green (2 games)	2001-06
53	Steve DeBerg (3 games)	1988-91

**Most Passes Attempted, Game**

46	Alex Smith at Indianapolis	Jan. 4, 2014
43	Joe Montana vs. Pittsburgh	Jan. 8, 1994
38	Joe Montana at Houston	Jan. 16, 1994
37	Joe Montana at Miami	Dec. 31, 1994
	Elvis Grbac vs. Denver	Jan. 4, 1998

**COMPLETIONS****Most Passes Completed, Career**

107	Len Dawson (8 games)	1962-75
85	Joe Montana (4 games)	1993-94
33	Dave Krieg (4 games)	1992-93
32	Trent Green (2 games)	2001-06
31	Steve DeBerg (3 games)	1988-91

**Most Passes Completed, Game**

30	Alex Smith at Indianapolis	Jan. 4, 2014
28	Joe Montana vs. Pittsburgh	Jan. 8, 1994
26	Joe Montana at Miami	Dec. 31, 1994
24	Elvis Grbac vs. Denver	Jan. 4, 1998
22	Joe Montana at Houston	Jan. 16, 1994

**COMPLETION PERCENTAGE****Highest Completion Percentage, Career (100 attempts)**

60.3	Joe Montana (4 games: 141-85)	1993-94
56.9	Len Dawson (8 games: 188-107)	1962-75

**Highest Completion Percentage, Game (15 completions)**

70.3	Joe Montana at Miami (37-26)	Dec. 31, 1994
69.2	Len Dawson vs. Miami (26-18)	Dec. 25, 1971

**YARDS GAINED****Most Passing Yards, Career**

1,503	Len Dawson (8 games)	1962-75
1,014	Joe Montana (4 games)	1993-94
454	Dave Krieg (4 games)	1992-93

**Most Passing Yards, Game**

378	Alex Smith at Indianapolis	Jan. 4, 2014
314	Joe Montana at Miami	Dec. 31, 1994
299	Joe Montana at Houston	Jan. 16, 1994
276	Joe Montana vs. Pittsburgh	Jan. 4, 1994

**Longest Pass Completion**

79	Alex Smith at Indianapolis (to Donnie Avery)	Jan. 4, 2014
63	Len Dawson vs. Miami (to Elmo Wright)	Dec. 25, 1971
	Alex Smith at Indianapolis (to Dwayne Bowe)	Jan. 4, 2014
61	Len Dawson at N.Y. Jets (to Otis Taylor)	Dec. 20, 1969

**TOUCHDOWNS****Most Touchdown Passes, Career**

7	Len Dawson (8 games)	1962-75
6	Joe Montana (4 games)	1993-94
4	Alex Smith (1 game)	2013
2	Steve DeBerg (3 games)	1988-91
	Dave Krieg (4 games)	1992-93
	Trent Green (2 games)	2001-06

**Most Touchdown Passes, Game**

4	Alex Smith at Indianapolis	Jan. 4, 2014
3	Joe Montana at Houston	Jan. 16, 1994
2	Len Dawson at Buffalo	Jan. 1, 1967
	Joe Montana at Miami	Dec. 31, 1994

**HAD INTERCEPTED****Most Passes Had Intercepted, Career**

8	Len Dawson (8 games)	1962-75
4	Mark Vlasic (1 game)	1991-92

**Most Passes Had Intercepted, Game**

4	Len Dawson at Oakland	Dec. 22, 1968
	Mark Vlasic at Buffalo	Jan. 5, 1992

**PASS RECEIVING****PASS RECEPTIONS****Most Pass Receptions, Career**

27	Otis Taylor (7 games)	1965-75
	J.J. Birden (8 games)	1990-94
21	Keith Cash (6 games)	1992-96
19	Kimble Anders (7 games)	1991-00
16	Willie Davis (5 games)	1991-95

**Most Pass Receptions, Game**

8	Ed Podolak vs. Miami	Dec. 25, 1971
	Stephone Paige at Miami	Jan. 5, 1991
	Andre Rison vs. Denver	Jan. 4, 1998
	Dwayne Bowe at Indianapolis	Jan. 4, 2014
7	Keith Cash vs. Pittsburgh	Jan. 8, 1994
	Kimble Anders vs. Indianapolis	Jan. 7, 1996
	Dexter McCluster at Indianapolis	Jan. 4, 2014
	Knile Davis at Indianapolis	Jan. 4, 2014

**YARDS GAINED****Most Receiving Yards, Career**

481	Otis Taylor (7 games)	1965-75
363	J.J. Birden (8 games)	1990-94
266	Keith Cash (6 games)	1992-96
239	Willie Davis (5 games)	1991-95
188	Kimble Anders (7 games)	1991-00

**Most Receiving Yards, Game (All 100+)**

150	Dwayne Bowe at Indianapolis	Jan. 4, 2014
142	Stephone Paige at Miami	Jan. 5, 1991
117	Otis Taylor at Oakland	Dec. 22, 1968
110	Ed Podolak vs. Miami	Dec. 25, 1971
	Andre Rison vs. Denver	Jan. 4, 1998
104	Elmo Wright vs. Miami	Dec. 25, 1971
103	Kimble Anders at Miami	Dec. 31, 1994

**Most Games, 100 or More Receiving Yards, Career**

1 By seven players

**Longest Pass Reception**

79	Donnie Avery at Indianapolis (from Alex Smith)	Jan. 4, 2014
63	Elmo Wright vs. Miami (from Len Dawson)	Dec. 25, 1971
	Dwayne Bowe at Indianapolis (from Alex Smith)	Jan. 4, 2014
61	Otis Taylor at N.Y. Jets (from Len Dawson)	Dec. 20, 1969

**TOUCHDOWNS****Most Receiving Touchdowns, Career**

2	Otis Taylor (7 games)	1965-75
	Fred Jones (3 games)	1990-93
	J.J. Birden (8 games)	1990-94
	Tony Gonzalez (3 games)	1997-08

**Most Receiving Touchdowns, Game**

1 Numerous times

**COMBINED NET YARDS**

(Rushing, receiving, interception returns, punt returns, kickoff returns and fumble returns)

**ATTEMPTS****Most Attempts, Career**

147	Marcus Allen (6 games)	1993-97
88	Mike Garrett (6 games)	1966-70
63	Wendell Hayes (5 games)	1968-74

**Most Attempts, Game**

34	Barry Word vs. L.A. Raiders	Dec. 28, 1991
30	Ed Podolak vs. Miami	Dec. 25, 1971
29	Priest Holmes vs. Indianapolis	Jan. 11, 2004

**YARDS GAINED****Most Net Yards, Career**

541	Marcus Allen (6 games)	1993-97
481	Otis Taylor (7 games)	1965-75
363	J.J. Birden (8 games)	1990-94
350	Ed Podolak (4 games)	1969-77



**Most Net Yards, Game**

*350	Ed Podolak vs. Miami	Dec. 25, 1971
227	Dante Hall vs. Indianapolis	Jan. 11, 2004
208	Priest Holmes vs. Indianapolis	Jan. 11, 2004
150	Dwayne Bowe at Indianapolis	Jan. 4, 2014
142	Stephone Paige at Miami	Jan. 5, 1991
*NFL RECORD		

**PUNTING****PUNTS****Most Punts, Career**

45	Jerrel Wilson (8 games)	1963-77
38	Bryan Barker (7 games)	1990-93
11	Louie Aguiar (3 games)	1994-98
	Dustin Colquitt (3 games)	2005-13

**Most Punts, Game**

8	Jerrel Wilson at Oakland	Jan. 4, 1970
	Bryan Barker at San Diego	Jan. 2, 1993

**Longest Punt**

66	Dustin Colquitt at Indianapolis	Jan. 6, 2007
62	Louie Aguiar vs. Denver	Jan. 4, 1998
61	Jerrel Wilson vs. Green Bay	Jan. 15, 1967
59	Jerrel Wilson vs. Minnesota	Jan. 11, 1970
56	Jerrel Wilson at Oakland	Jan. 4, 1970

**AVERAGE YARDAGE****Highest Punting Average, Career (20 punts)**

44.6	Jerrel Wilson (8 games: 2,005-45)	1963-77
42.4	Bryan Barker (7 games: 1,613-38)	1990-93

**Highest Punting Average, Game (4 punts)**

52.3	Dustin Colquitt at IND (314-6)	Jan. 6, 2007
50.3	Jerrel Wilson at Oakland (302-6)	Dec. 22, 1968
46.4	Louie Aguiar vs. Denver (232-5)	Jan. 4, 1998

**PUNT RETURNS****PUNT RETURNS****Most Punt Returns, Career**

10	Mike Garrett (6 games)	1966-70
7	Danan Hughes (6 games)	1993-98

**Most Punt Returns, Game**

4	Mike Garrett vs. Oakland	Jan. 4, 1970
	Tamarick Vanover vs. Indianapolis	Jan. 7, 1996

**YARDS GAINED****Most Punt Return Yards, Career**

84	Danan Hughes (6 games)	1993-98
63	Mike Garrett (6 games)	1966-70
44	Tamarick Vanover (2 games)	1995-99

**Most Punt Return Yards, Game**

42	Danan Hughes at Houston	Jan. 16, 1994
34	Tamarick Vanover vs. Indianapolis	Jan. 7, 1996
31	Danan Hughes vs. Pittsburgh	Jan. 8, 1994

**Longest Punt Return**

35	Danan Hughes at Houston	Jan. 16, 1994
27	Mike Garrett at Buffalo	Jan. 1, 1967
15	Danan Hughes vs. Pittsburgh	Jan. 8, 1994

**AVERAGE YARDAGE****Highest Punt Return Average, Career (10 returns)**

6.3	Mike Garrett (6 games: 11-73)	1966-70
-----	-------------------------------	---------

**Highest Punt Return Average, Game (3 returns)**

14.0	Danan Hughes at Houston (3-42)	Jan. 16, 1994
10.3	Danan Hughes vs. Pittsburgh (3-31)	Jan. 8, 1994

**TOUCHDOWNS****Most Touchdowns**

0

**KICKOFF RETURNS****KICKOFF RETURNS****Most Kickoff Returns, Career**

10	John Stephens (3 games)	1993
	Dante Hall (2 games)	2000-06
7	Quintin Demps (1 game)	2013
5	Bert Coan (2 games)	1963-68
	Noland Smith (1 game)	1967-69
	Tamarick Vanover (2 games)	1995-99

**Most Kickoff Returns, Game**

7	Dante Hall vs. Indianapolis	Jan. 11, 2004
	Quintin Demps at Indianapolis	Jan. 4, 2014
5	Noland Smith vs. Oakland	Dec. 22, 1968
	John Stephens at Buffalo	Jan. 23, 1994

**YARDS GAINED****Most Kickoff Return Yards, Career**

266	Dante Hall (2 games)	2000-06
194	John Stephens (3 games)	1993
187	Quintin Demps (1 game)	2013
154	Ed Podolak (1 game)	1969-77

**Most Kickoff Return Yards, Game**

208	Dante Hall vs. Indianapolis	Jan. 11, 2004
187	Quintin Demps at Indianapolis	Jan. 4, 2014
154	Ed Podolak vs. Miami	Dec. 25, 1971
89	John Stephens vs. Buffalo	Jan. 23, 1994
83	Dexter McCluster vs. Baltimore	Jan. 9, 2011

**Longest Kickoff Return**

92 (TD)	Dante Hall vs. Indianapolis	Jan. 11, 2004
78	Ed Podolak vs. Miami	Dec. 25, 1971
46	Dante Hall vs. Indianapolis	Jan. 11, 2004
36	Dexter McCluster vs. Baltimore	Jan. 9, 2011
35	Bert Coan at Buffalo	Jan. 1, 1967

**AVERAGE YARDAGE****Highest Kickoff Return Average, Career (10 returns)**

26.6	Dante Hall (2 games: 10-266)	2000-06
19.9	John Stephens (3 games: 10-199)	1993

**Highest Kickoff Return Average, Game (3 returns)**

51.3	Ed Podolak vs. Miami (3-154)	Dec. 25, 1971
29.7	Dante Hall vs. Indianapolis (7-208)	Jan. 11, 2004
26.7	Quintin Demps at Indianapolis (7-187)	Jan. 4, 2014
24.0	John Stephens vs. Pittsburgh (3-72)	Jan. 8, 1994
23.0	Tamarick Vanover vs. Denver (3-69)	Jan. 4, 1998

**TOUCHDOWNS****Most Kickoff Return Touchdowns, Career**

1	Dante Hall (2 games)	2000-06
---	----------------------	---------

**INTERCEPTIONS BY****Most Interceptions, Career**

5	Emmitt Thomas (7 games)	1966-78
4	Johnny Robinson (8 games)	1960-71
3	Jim Marsalis (4 games)	1969-75
	Deron Cherry (4 games)	1981-91

**Most Interceptions, Game**

2	Johnny Robinson vs. Houston	Dec. 23, 1962
	Jim Marsalis at N.Y. Jets	Dec. 20, 1969
	Emmitt Thomas at Oakland	Jan. 4, 1970
	Deron Cherry vs. L.A. Raiders	Dec. 28, 1991
	Ty Law at Indianapolis	Jan. 6, 2007
	Husain Abdullah at Indianapolis	Jan. 4, 2014

**Most Consecutive Games, Interceptions**

3	Emmitt Thomas	1969
---	---------------	------

**YARDS GAINED****Most Interception Return Yards, Career**

131	Johnny Robinson (8 games)	1960-71
101	Emmitt Thomas (7 games)	1966-78
65	Jim Marsalis (4 games)	1969-75

**Most Interception Return Yards, Game**

72	Johnny Robinson at Buffalo	Jan. 1, 1967
69	Emmitt Thomas vs. Oakland	Jan. 4, 1970
50	Johnny Robinson vs. Houston	Dec. 23, 1962

**Longest Interception Return**

72	Johnny Robinson at Buffalo	Jan. 1, 1967
62	Emmitt Thomas at Oakland	Jan. 4, 1970
43	Ty Law at Indianapolis	Jan. 6, 2007
37	Johnny Robinson vs. Houston	Dec. 23, 1962

### TOUCHDOWNS

<b>Most TDs, Career</b>	<b>Most TDs, Game</b>
0	0

## SACKS

<b>Most Sacks, Career</b>		
7.5	Derrick Thomas (10 games)	1989-99
6.5	Neil Smith (9 games)	1988-96
5.0	Aaron Brown (6 games)	1966-72
<b>Most Sacks, Game</b>		
3.0	Aaron Brown at Oakland	Jan. 4, 1970
2.0	Six times; By six players	
	Last; Tamba Hali vs. Baltimore	Jan. 9, 2011

# TEAM

## SCORING

### Most Points, Game

44	at Indianapolis	Jan. 4, 2014
31	at Buffalo	Jan. 1, 1967
	vs. Indianapolis	Jan. 11, 2004
28	at Houston	Jan. 16, 1994
27	vs. Pittsburgh	Jan. 8, 1994

### Most Touchdowns, Game

5	at Indianapolis	Jan. 4, 2014
4	at Buffalo	Jan. 1, 1967
	at Houston	Jan. 16, 1994
	vs. Indianapolis	Jan. 11, 2004
3	Twice; Last vs. Pittsburgh	Jan. 8, 1994

## FIRST DOWNS

### Most First Downs, Game

30	at Indianapolis	Jan. 4, 2014
28	vs. Pittsburgh	Jan. 8, 1994
24	at Miami	Dec. 31, 1994
	vs. Indianapolis	Jan. 11, 2004
23	vs. Miami	Dec. 25, 1971

### Fewest First Downs, Game

7	at Indianapolis	Jan. 6, 2007
8	vs. Baltimore	Jan. 9, 2011
13	at Oakland	Dec. 22, 1968
	at Oakland	Jan. 4, 1970
14	Four times; Last at Buffalo	Jan. 5, 1992

## NET RUSHING YARDS & PASSING

### Most Net Yards, Game

513	at Indianapolis	Jan. 4, 2014
451	vs. Miami	Dec. 25, 1971
414	at Miami	Dec. 31, 1994
408	vs. Indianapolis	Jan. 11, 2004
401	vs. Pittsburgh	Jan. 8, 1994

### Fewest Net Yards, Game

126	at Indianapolis	Jan. 6, 2007
161	vs. Baltimore	Jan. 9, 2011
204	vs. L.A. Raiders	Dec. 28, 1991
207	at Oakland	Jan. 4, 1970
213	at Buffalo	Jan. 5, 1992

## RUSHING

### ATTEMPTS

### Most Rushing Attempts, Game

54	vs. Houston	Dec. 23, 1962
44	vs. Miami	Dec. 25, 1971
41	vs. Minnesota	Jan. 11, 1970

### Fewest Rushing Attempts, Game

17	at Indianapolis	Jan. 6, 2007
18	at Houston	Jan. 16, 1994
19	vs. Green Bay	Jan. 15, 1967
	at San Diego	Jan. 2, 1993
	vs. Baltimore	Jan. 9, 2011

### YARDS

### Most Rushing Yards, Game

213	vs. Miami	Dec. 25, 1971
199	vs. Houston	Dec. 23, 1962
196	vs. Indianapolis	Jan. 11, 2004
151	vs. Minnesota	Jan. 11, 1970
150	at Indianapolis	Jan. 4, 2014

### Fewest Rushing Yards, Game

44	at Indianapolis	Jan. 6, 2007
52	at Buffalo	Jan. 23, 1994
61	at San Diego	Jan. 2, 1993
67	at N.Y. Jets	Dec. 28, 1968
70	at Oakland	Dec. 22, 1968

## TOUCHDOWNS

### Most Rushing Touchdowns, Game

2	at Buffalo	Jan. 1, 1967
	at Oakland	Jan. 4, 1970
	vs. Indianapolis	Jan. 11, 2004

## PASSING

### ATTEMPTS

### Most Passing Attempts, Game

52	at Buffalo	Jan. 23, 1994
46	at Indianapolis	Jan. 4, 2014
44	vs. Pittsburgh	Jan. 8, 1994
37	at Miami	Dec. 31, 1994
	vs. Denver	Jan. 4, 1998

### Fewest Passing Attempts, Game

14	vs. Houston	Dec. 23, 1962
	vs. L.A. Raiders	Dec. 28, 1991
17	at Oakland	Jan. 4, 1970
	vs. Minnesota	Jan. 11, 1970

## COMPLETIONS

### Most Completions, Game

30	at Indianapolis	Jan. 4, 2014
29	vs. Pittsburgh	Jan. 8, 1994
26	at Miami	Dec. 31, 1994
25	at Buffalo	Jan. 23, 1994

### Fewest Completions, Game

7	at Oakland	Jan. 4, 1970
9	vs. Houston	Dec. 23, 1962
	vs. L.A. Raiders	Dec. 28, 1991
	vs. Baltimore	Jan. 9, 2011

## YARDS

### Most Passing Yards, Game

378	at Indianapolis	Jan. 4, 2014
314	at Miami	Dec. 31, 1994
286	at Buffalo	Jan. 23, 1994
283	at Houston	Jan. 16, 1994

### Fewest Passing Yards, Game

38	vs. Houston	Dec. 23, 1962
70	vs. Baltimore	Jan. 9, 2011
73	vs. L.A. Raiders	Dec. 28, 1991
82	at Indianapolis	Jan. 6, 2007

## TIMES SACKED

### Most Times Sacked, Game

7.0	at Buffalo	Jan. 1, 1967
	at San Diego	Jan. 2, 1993
6.0	vs. Houston	Dec. 23, 1962
	vs. Green Bay	Jan. 15, 1967

## TOUCHDOWNS

### Most Passing Touchdowns, Game

4	at Indianapolis	Jan. 4, 2014
3	at Houston	Jan. 16, 1994
2	Three times; Last at Miami	Dec. 31, 1994

## INTERCEPTIONS THROWN

### Most Interceptions Thrown, Game

4	at Oakland	Dec. 22, 1968
	at Buffalo	Jan. 5, 1992
3	vs. Indianapolis	Jan. 7, 1996
	vs. Baltimore	Jan. 9, 2011

## INTERCEPTIONS BY

### Most Interceptions By, Game

5	vs. Houston	Dec. 23, 1962
4	at Oakland	Jan. 4, 1970
	vs. L.A. Raiders	Dec. 28, 1991

## PENALTIES

**Most Penalties, Game**

10	at Buffalo	Jan. 5, 1992
7	Three times; Last vs. Denver	Jan. 4, 1998

**Fewest Penalties, Game**

1	at N.Y. Jets	Dec. 28, 1986
2	at Indianapolis	Jan. 6, 2007
	at Indianapolis	Jan. 4, 2014
3	Twice; Last vs. Indianapolis	Jan. 7, 1996

**YARDS PENALIZED****Most Yards Penalized, Game**

65	vs. Denver	Jan. 4, 1998
63	at N.Y. Jets	Dec. 20, 1969
62	at San Diego	Jan. 2, 1993

**Fewest Yards Penalized, Game**

5	at N.Y. Jets	Dec. 28, 1986
13	at Indianapolis	Jan. 6, 2007
15	at Miami	Dec. 31, 1994
	at Indianapolis	Jan. 4, 2014
20	vs. L.A. Raiders	Dec. 28, 1991

**FUMBLES****Most Fumbles, Game**

5	at Oakland	Jan. 4, 1970
3	vs. Miami	Dec. 25, 1971

**Most Fumbles Lost, Game**

4	at Oakland	Jan. 4, 1970
2	vs. Miami	Dec. 25, 1971
	vs. Baltimore	Jan. 9, 2011

**TURNOVERS****Most Turnovers, Game**

5	vs. Baltimore	Jan. 9, 2011
4	at Oakland	Dec. 22, 1968
	at Oakland	Jan. 4, 1970
	vs. Miami	Dec. 25, 1971
	at Buffalo	Jan. 5, 1992
	vs. Indianapolis	Jan. 7, 1996

# DEFENSE

## SCORING

### Fewest Points Allowed, Game

6	at N.Y. Jets	Dec. 20, 1969
	vs. L.A. Raiders	Dec. 28, 1991

### Most Points Allowed, Game

45	at Indianapolis	Jan. 4, 2014
41	at Oakland	Dec. 22, 1968
38	vs. Indianapolis	Jan. 11, 2004
37	at Buffalo	Jan. 5, 1992
35	vs. Green Bay	Jan. 15, 1967
	at N.Y. Jets	Dec. 28, 1986

### Fewest Touchdowns Allowed, Game

0	at N.Y. Jets	Dec. 20, 1969
	vs. L.A. Raiders	Dec. 28, 1991

### Most Touchdowns Allowed, Game

5	at Indianapolis	Jan. 4, 2014
5	vs. Green Bay	Jan. 15, 1967
	at Oakland	Dec. 22, 1968
	at N.Y. Jets	Dec. 28, 1986
	vs. Indianapolis	Jan. 11, 2004

## FIRST DOWNS

### Fewest First Downs Allowed, Game

9	at Buffalo	Jan. 1, 1967
13	vs. Minnesota	Jan. 11, 1970
16	Three times; Last vs. Denver	Jan. 4, 1998
18	at Oakland	Jan. 4, 1970
	at San Diego	Jan. 2, 1993

### Most First Downs Allowed, Game

30	at Buffalo	Jan. 23, 1994
29	at Buffalo	Jan. 5, 1992
28	at Indianapolis	Jan. 6, 2007
	at Indianapolis	Jan. 4, 2014
27	vs. Indianapolis	Jan. 11, 2004

## NET YARDS RUSHING & PASSING

### Fewest Net Yards Allowed, Game

233	at Oakland	Jan. 4, 1970
235	at N.Y. Jets	Dec. 20, 1969
239	vs. Minnesota	Jan. 11, 1970
249	vs. Indianapolis	Jan. 7, 1996

### Most Net Yards Allowed, Game

536	at Indianapolis	Jan. 4, 2014
454	at Oakland	Dec. 22, 1968
448	at Buffalo	Jan. 5, 1992
435	at Indianapolis	Jan. 6, 2007
434	vs. Indianapolis	Jan. 11, 2004

## RUSHING

### ATTEMPTS

### Fewest Rushing Attempts, Game

13	at Buffalo	Jan. 1, 1967
14	at Houston	Jan. 16, 1994
19	vs. Minnesota	Jan. 11, 1970
	at Indianapolis	Jan. 4, 2014

### Most Rushing Attempts, Game

46	at Buffalo	Jan. 5, 1992
	at Buffalo	Jan. 23, 1994
43	vs. Miami	Dec. 25, 1971

### YARDS ALLOWED

### Fewest Rushing Yards Allowed, Game

39	at Houston	Jan. 16, 1994
40	at Buffalo	Jan. 1, 1967
67	vs. Minnesota	Jan. 11, 1970

### Most Rushing Yards Allowed, Game

229	at Buffalo	Jan. 23, 1994
192	at San Diego	Jan. 2, 1993
188	at Indianapolis	Jan. 6, 2007
180	at Buffalo	Jan. 5, 1992

## TOUCHDOWNS ALLOWED

### Most Rushing Touchdowns Allowed, Game

3	at Buffalo	Jan. 23, 1994
2	Three times; Last vs. Indianapolis	Jan. 11, 2004

## PASSING

### ATTEMPTS ALLOWED

### Fewest Passing Attempts Allowed, Game

19	vs. Denver	Jan. 4, 1998
23	at N.Y. Jets	Dec. 28, 1986
	vs. L.A. Raiders	Dec. 28, 1991
	at San Diego	Jan. 2, 1993

### Most Passing Attempts Allowed, Game

46	vs. Houston	Dec. 23, 1962
45	at Oakland	Jan. 4, 1970
	at Indianapolis	Jan. 4, 2014
43	at Houston	Jan. 16, 1994
40	at N.Y. Jets	Dec. 20, 1969

## COMPLETIONS

### Fewest Completions Allowed, Game

10	vs. Denver	Jan. 4, 1998
12	at Buffalo	Jan. 1, 1967
	vs. L.A. Raiders	Dec. 28, 1991
	vs. Indianapolis	Jan. 7, 1996

### Most Completions Allowed, Game

32	at Houston	Jan. 16, 1994
31	at Indianapolis	Jan. 6, 2007
29	at Indianapolis	Jan. 4, 2014
25	vs. Baltimore	Jan. 9, 2011
23	vs. Houston	Dec. 23, 1962
	at Buffalo	Jan. 5, 1992
	vs. Pittsburgh	Jan. 8, 1994

## YARDS ALLOWED

### Fewest Passing Yards Allowed, Game

102	vs. Indianapolis	Jan. 7, 1996
124	vs. L.A. Raiders	Dec. 28, 1991
141	at N.Y. Jets	Dec. 28, 1986
148	at N.Y. Jets	Dec. 20, 1969

### Most Passing Yards Allowed, Game

443	at Indianapolis	Jan. 4, 2014
336	at Oakland	Dec. 22, 1968
292	vs. Indianapolis	Jan. 11, 2004
272	vs. Pittsburgh	Jan. 8, 1994
265	vs. Baltimore	Jan. 9, 2011

## TOUCHDOWNS

### Most Passing Touchdowns Allowed, Game

5	at Oakland	Dec. 22, 1968
4	at Indianapolis	Jan. 4, 2014
3	Three times; Last vs. Pittsburgh	Jan. 8, 1994

## SACKS

### Most Sacks, Game

9.0	at Houston	Jan. 16, 1994
5.0	at San Diego	Jan. 2, 1993
4.0	at Oakland	Jan. 4, 1970
	at Buffalo	Jan. 1, 1967
	vs. Baltimore	Jan. 9, 2011

## INTERCEPTIONS BY

### Most Interceptions By, Game

5	vs. Houston	Dec. 23, 1962
4	at Oakland	Jan. 4, 1970
	vs. L.A. Raiders	Dec. 28, 1991



## OPPONENT SINGLE GAME INDIV. POSTSEASON RECORDS

### Total Points

18	Fred Biletnikoff, Oakland	Dec. 22, 1968
	Thurman Thomas, Buffalo	Jan. 23, 1994
15	Scott Norwood, Buffalo	Jan. 5, 1992
14	Steve Christie, Buffalo	Jan. 23, 1994

### Total Touchdowns

3	Fred Biletnikoff, Oakland	Dec. 22, 1968
	Thurman Thomas, Buffalo	Jan. 23, 1994
2	Max McGee, Green Bay	Jan. 15, 1967
	Elijah Pitts, Green Bay	Jan. 15, 1967
	Warren Wells, Oakland	Dec. 22, 1968
	Freeman McNeil, N.Y. Jets	Dec. 28, 1986
	Andre Reed, Buffalo	Jan. 5, 1992
	Terrell Davis, Denver	Jan. 4, 1998
	Edgerrin James, Indianapolis	Jan. 11, 2004
	T.Y. Hilton, Indianapolis	Jan. 4, 2014
	Donald Brown, Indianapolis	Jan. 4, 2014

### Field Goals

3	Scott Norwood, Buffalo	Jan. 5, 1992
	Steve Christie, Buffalo	Jan. 23, 1994
	Adam Vinatieri, Indianapolis	Jan. 6, 2007
	Billy Cundiff, Baltimore	Jan. 9, 2011
2	George Blanda, Oakland	Dec. 22, 1968
	Jim Turner, N.Y. Jets	Dec. 20, 1969
	Garo Yepremian, Miami	Dec. 25, 1971
	Jeff Jaeger, L.A. Raiders	Dec. 28, 1991
	Al Del Greco, Houston	Jan. 16, 1994
	Pete Stoyanovich, Miami	Dec. 31, 1994

### Pass Attempts (All 40+)

46	George Blanda, Houston	Dec. 23, 1962
45	Andrew Luck, Indianapolis	Jan. 4, 2014
43	Warren Moon, Houston	Jan. 16, 1994
42	Neil O'Donnell, Pittsburgh	Jan. 8, 1994
40	Joe Namath, N.Y. Jets	Dec. 20, 1969

### Pass Completions

32	Warren Moon, Houston	Jan. 16, 1994
31	Peyton Manning, Indianapolis	Jan. 6, 2007
29	Andrew Luck, Indianapolis	Jan. 4, 2014
25	Joe Flacco, Baltimore	Jan. 9, 2011
23	George Blanda, Houston	Dec. 23, 1962
	Jim Kelly, Buffalo	Jan. 5, 1992
	Neil O'Donnell, Pittsburgh	Jan. 8, 1994

### Passing Yards (All 300+)

443	Andrew Luck, Indianapolis	Jan. 4, 2014
345	Daryle Lamonica, Oakland	Dec. 22, 1968
306	Warren Moon, Houston	Jan. 16, 1994
304	Peyton Manning, Indianapolis	Jan. 11, 2004

### Long Pass

69	Jack Kemp to Elbert Dubenion, Buffalo	Jan. 1, 1967
----	--	--------------

### Touchdown Passes

5	Daryle Lamonica, Oakland	Dec. 22, 1968
4	Andrew Luck, Indianapolis	Jan. 4, 2014
3	Pat Ryan, N.Y. Jets	Dec. 28, 1986
	Jim Kelly, Buffalo	Jan. 5, 1992
	Neil O'Donnell, Pittsburgh	Jan. 8, 1994
	Peyton Manning, Indianapolis	Jan. 11, 2004

### Interceptions Thrown

5	George Blanda, Houston	Dec. 23, 1962
4	Todd Marinovich, L.A. Raiders	Dec. 28, 1991
3	Joe Namath, N.Y. Jets	Dec. 20, 1969
	Daryle Lamonica, Oakland	Jan. 4, 1970
	Jim Kelly, Buffalo	Jan. 5, 1992
	Peyton Manning, Indianapolis	Jan. 6, 2007
	Andrew Luck, Indianapolis	Jan. 4, 2014

### Rushing Attempts

33	Thurman Thomas, Buffalo	Jan. 23, 1994
31	Freeman McNeil, N.Y. Jets	Dec. 28, 1986
26	Edgerrin James, Indianapolis	Jan. 11, 2004
25	Leroy Thompson, Pittsburgh	Jan. 8, 1993
	Terrell Davis, Denver	Jan. 4, 1998
	Joseph Addai, Indianapolis	Jan. 6, 2007

### Rushing Yards (All 100+)

186	Thurman Thomas, Buffalo	Jan. 23, 1994
135	Freeman McNeil, N.Y. Jets	Dec. 28, 1986
125	Edgerrin James, Indianapolis	Jan. 11, 2004
122	Joseph Addai, Indianapolis	Jan. 6, 2007
119	Marion Butts, San Diego	Jan. 2, 1993
107	Nick Bell, L.A. Raiders	Dec. 28, 1991
101	Terrell Davis, Denver	Jan. 4, 1998
100	Thurman Thomas, Buffalo	Jan. 5, 1992

### Rushing Touchdowns

3	Thurman Thomas, Buffalo	Jan. 23, 1994
2	Elijah Pitts, Green Bay	Jan. 15, 1967
	Freeman McNeil, N.Y. Jets	Dec. 28, 1986
	Terrell Davis, Denver	Jan. 4, 1998
	Edgerrin James, Indianapolis	Jan. 11, 2004

### Long Run

54	Marion Butts, San Diego	Jan. 2, 1993
----	-------------------------	--------------

### Pass Receptions

13	T.Y. Hilton, Indianapolis	Jan. 4, 2014
10	Todd Heap, Baltimore	Jan. 9, 2011
9	Haywood Jeffries, Houston	Jan. 16, 1994
	Dallas Clark, Indianapolis	Jan. 6, 2007
8	Charles Smith, Oakland	Jan. 4, 1970
7	Max McGee, Green Bay	Jan. 15, 1967
	Fred Biletnikoff, Oakland	Dec. 22, 1968
	John Henderson, Minnesota	Jan. 1, 1970
	Paul Warfield, Miami	Dec. 25, 1971
	Jeff Graham, Pittsburgh	Jan. 8, 1994
	Joseph Addai, Indianapolis	Jan. 6, 2007

### Receiving Yards (All 100+)

224	T.Y. Hilton, Indianapolis	Jan. 4, 2014
180	Fred Biletnikoff, Oakland	Dec. 22, 1968
140	Paul Warfield, Miami	Dec. 25, 1971
138	Max McGee, Green Bay	Jan. 15, 1967
127	Bobby Burnett, Buffalo	Jan. 11, 1967
111	John Henderson, Minnesota	Jan. 1, 1970
108	Todd Heap, Baltimore	Jan. 9, 2011
103	Dallas Clark, Indianapolis	Jan. 6, 2007
100	Andre Reed, Buffalo	Jan. 5, 1992

### Touchdown Receptions

3	Fred Biletnikoff, Oakland	Dec. 22, 1968
2	Max McGee, Green Bay	Jan. 15, 1967
	Warren Wells, Oakland	Dec. 22, 1968
	Andre Reed, Buffalo	Jan. 5, 1992
	T.Y. Hilton, Indianapolis	Jan. 4, 2014

### Interceptions Made

2	Kirby Jackson, Buffalo	Jan. 5, 1992
---	------------------------	--------------

### Long Interception Return

50	Willie Wood, Green Bay	Jan. 15, 1967
----	------------------------	---------------

### Long Punt Return

26	Russell Copeland, Buffalo	Jan. 23, 1994
----	---------------------------	---------------

### Long Kickoff Return

52	George Atkinson, Oakland	Jan. 4, 1970
----	--------------------------	--------------

### Long Punt

64	Reggie Roby, Miami	Jan. 5, 1991
----	--------------------	--------------

### Long Field Goal (All 50+)

58	Pete Stoyanovich, Miami	Jan. 5, 1991
50	Adam Vinatieri, Indianapolis	Jan. 6, 2007

### Sacks

3.0	Gerald Williams, Pittsburgh	Jan. 8, 1994
-----	-----------------------------	--------------